

# JOB DEMAND REPORT

## JUNE 2023

### HIGHLIGHTS

#### JOB POSTINGS BY THE NUMBERS

POSTING COUNT	NEW THIS MONTH	COMPANIES	JOB BOARDS
8,771	5,038	3,197	36

#### # OF DAYS POSTED

AVERAGE	MEDIAN
35.4	21

## REPORT BUILDER

The default filter selection below will show all job demand data for the month. You can use the filters to create a customized report for the purpose of understanding a subset of the data.

#### OCCUPATION FILTERS

SKILL TYPE NAME / 1-DIGIT NOC	▼
MAJOR GROUP / 2-DIGIT NOC	▼
MINOR GROUP / 3-DIGIT NOC	▼
UNIT GROUP / 4-DIGIT NOC	▼
SKILL LEVEL	▼
JOB TYPE	▼
JOB DURATION	▼
ADDITIONAL LANGUAGE	▼
SPECIFIC JOB TAGS	▼

#### INDUSTRY/SECTOR FILTERS

HIRING SECTOR BY 2-DIGIT NAICS CODE	▼
HIRING SECTOR BY 3-DIGIT NAICS CODE	▼
HIRING SECTOR BY 4-DIGIT NAICS CODE	▼
HIRING SECTOR BY 5-DIGIT NAICS CODE	▼
HIRING SECTOR BY 6-DIGIT NAICS CODE	▼

#### OTHER FILTERS

MUNICIPALITY	▼
JOB BOARD	▼

NOC = National Occupation Classification | NAICS = North American Industry Classification System

Page 1 of 20

#### Source:

Job posting data collected by Durham Workforce Authority from job boards and employer websites who recruit candidates in Durham Region.

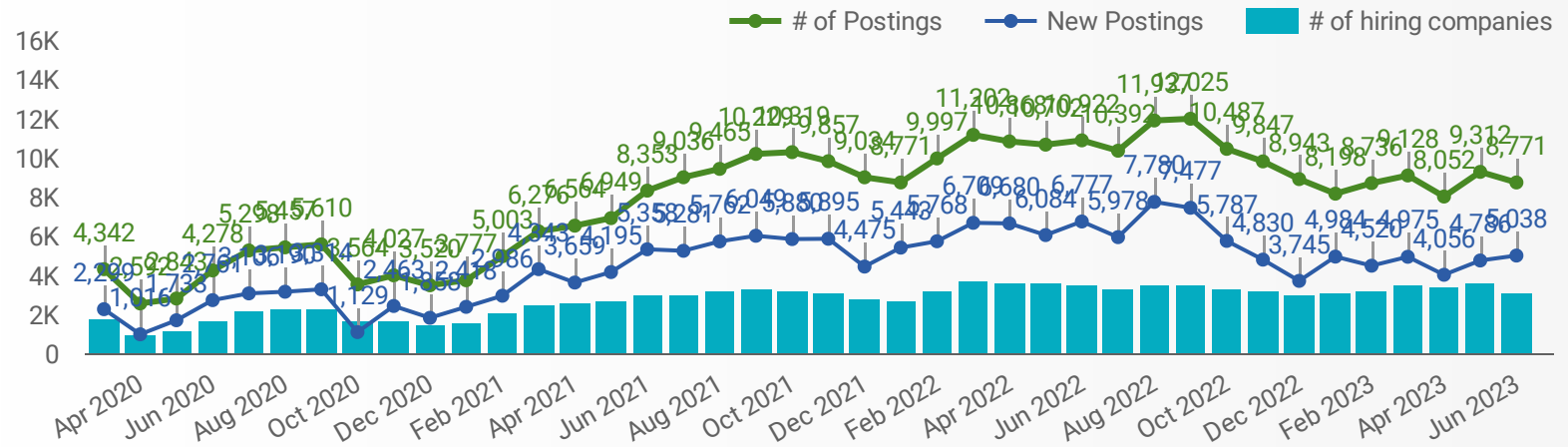


This Employment Ontario service is funded in part by the Government of Canada and the Government of Ontario.

Ce service Emploi Ontario est financé en partie par le gouvernement du Canada et le gouvernement de l'Ontario.

## JOB POSTINGS BY MONTH FOR DURHAM REGION

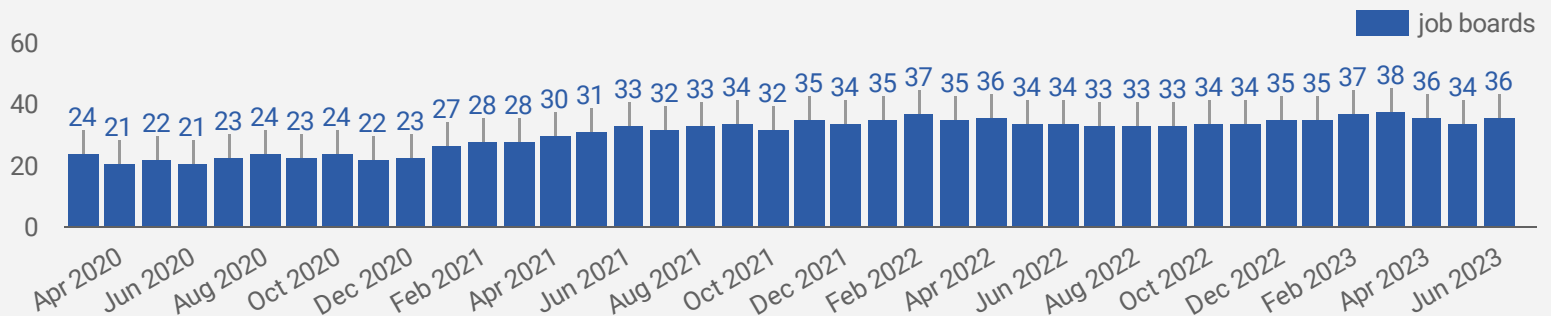
How many job postings were active for at least 1 day this month?



NOTE: This graph cannot be filtered using the controls on the cover page

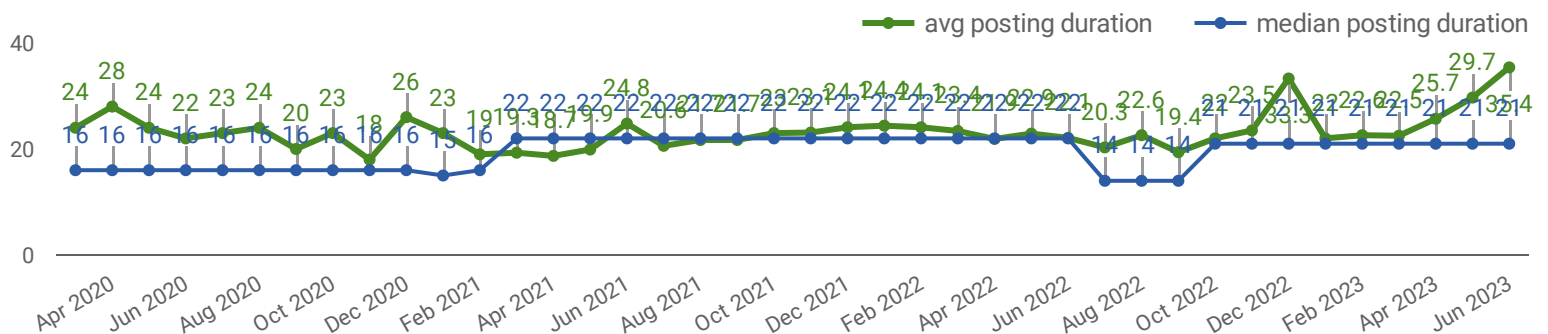
## NUMBER OF ACTIVE JOB BOARDS

How many job postings were active for at least 1 day this month on these job boards?



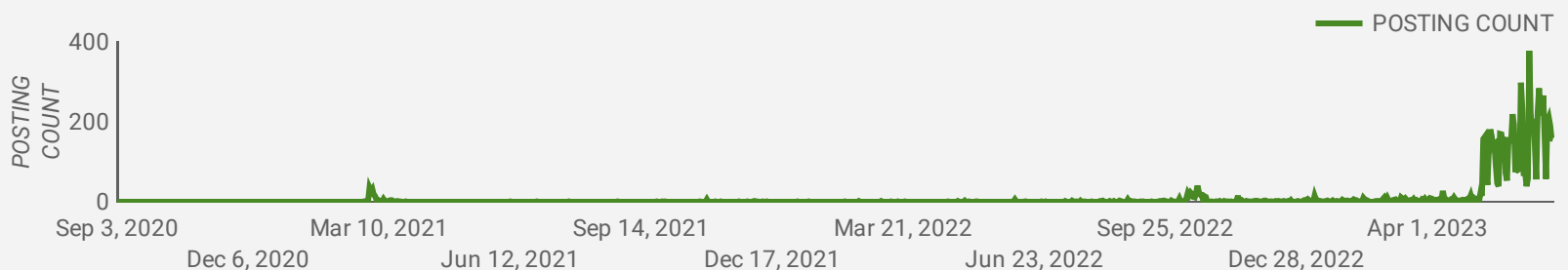
## AVG & MEDIAN POSTING LENGTH BY DAYS

How long are employers having to recruit for to find candidates to fill their job vacancies?



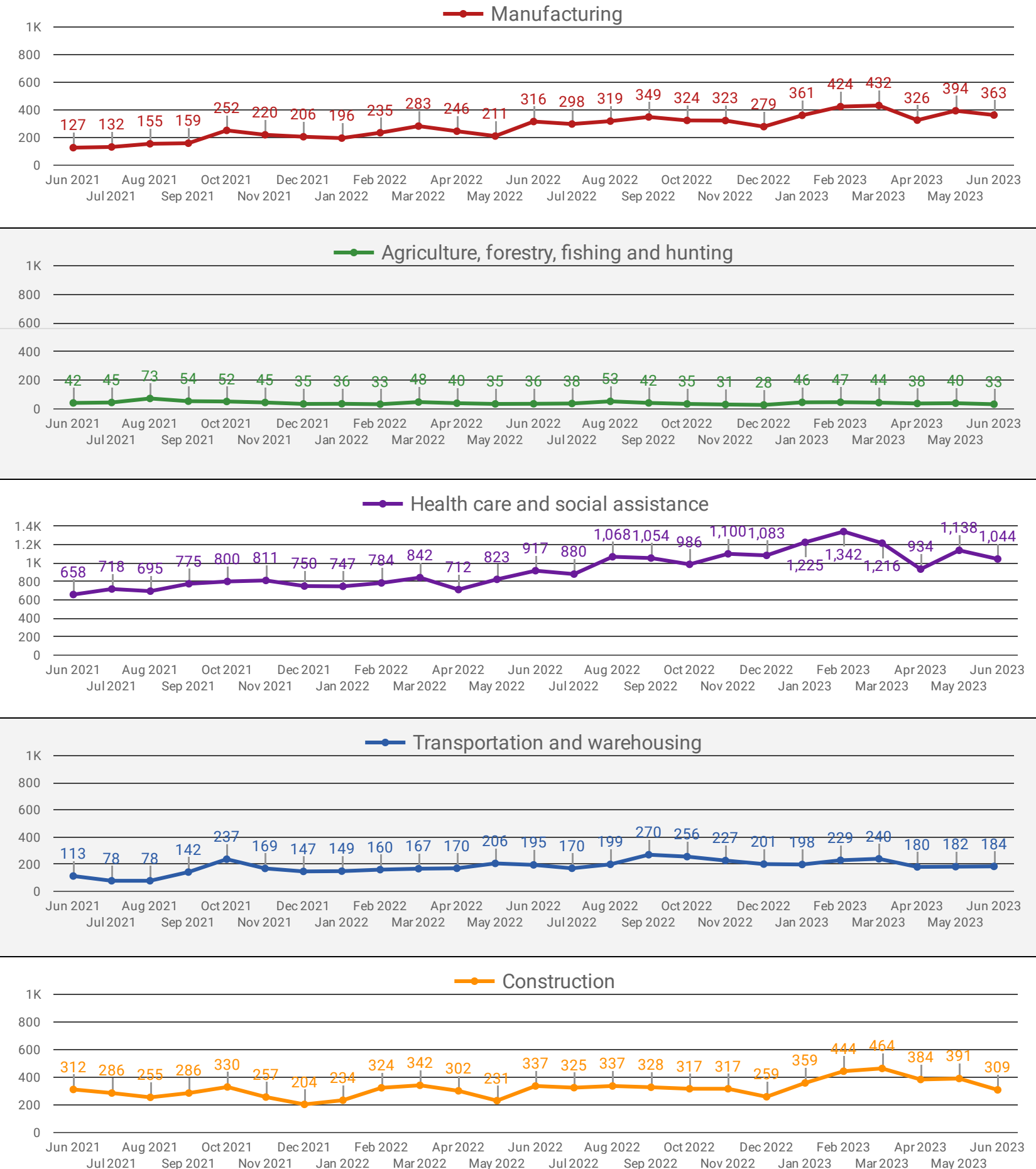
## POST DATE TIMELINE FOR THIS MONTH'S ACTIVE JOB POSTINGS

How many job postings were active for at least 1 day this month?



## DEMAND BY KEY SECTOR (DURHAM REGION)

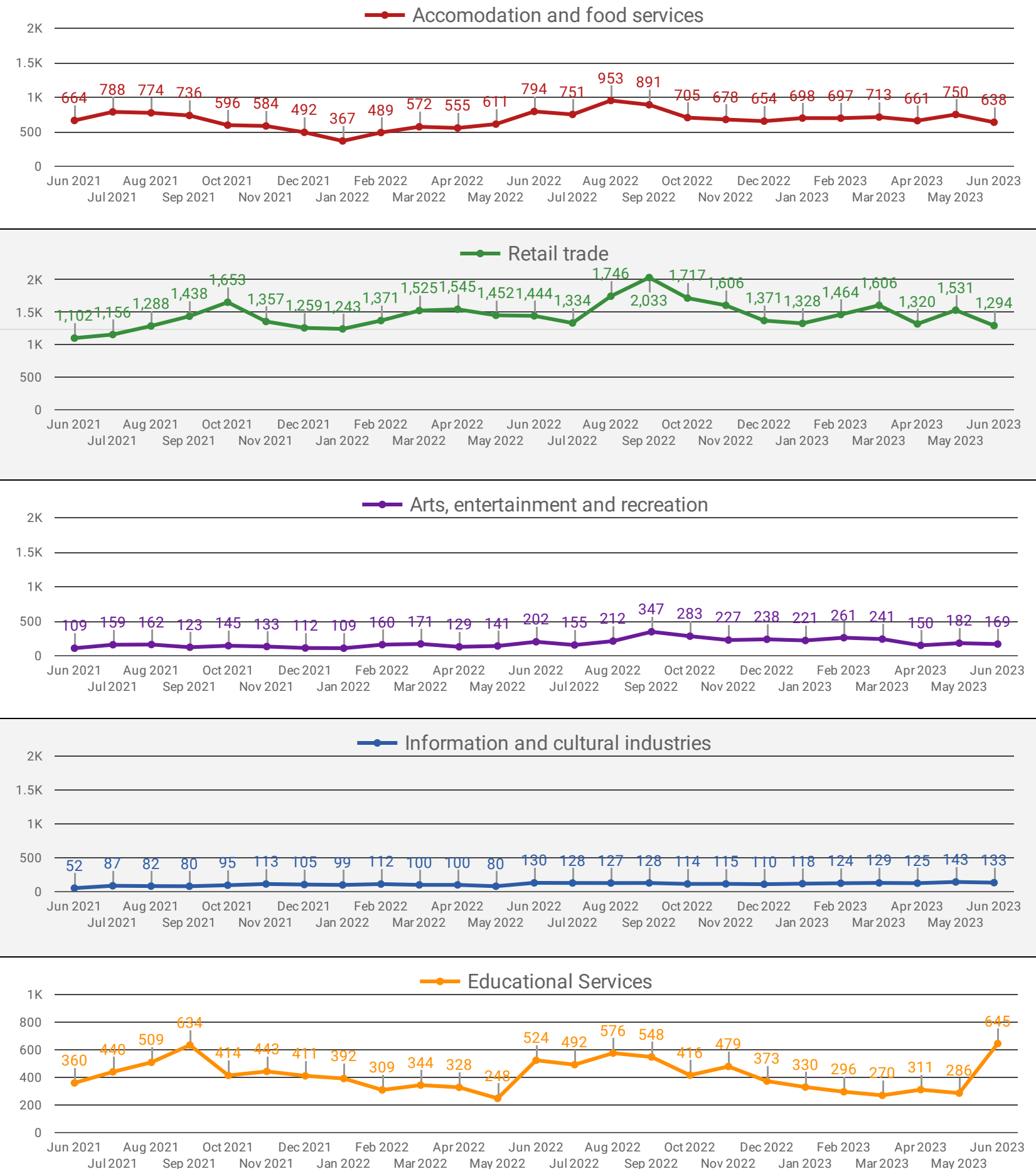
How many job postings were active for at least 1 day this month by sector?



NOTE: This graph cannot be filtered using the controls on the cover page

## DEMAND BY IMPACTED SECTOR (DURHAM REGION)

How many job postings were active for at least 1 day this month by sector?

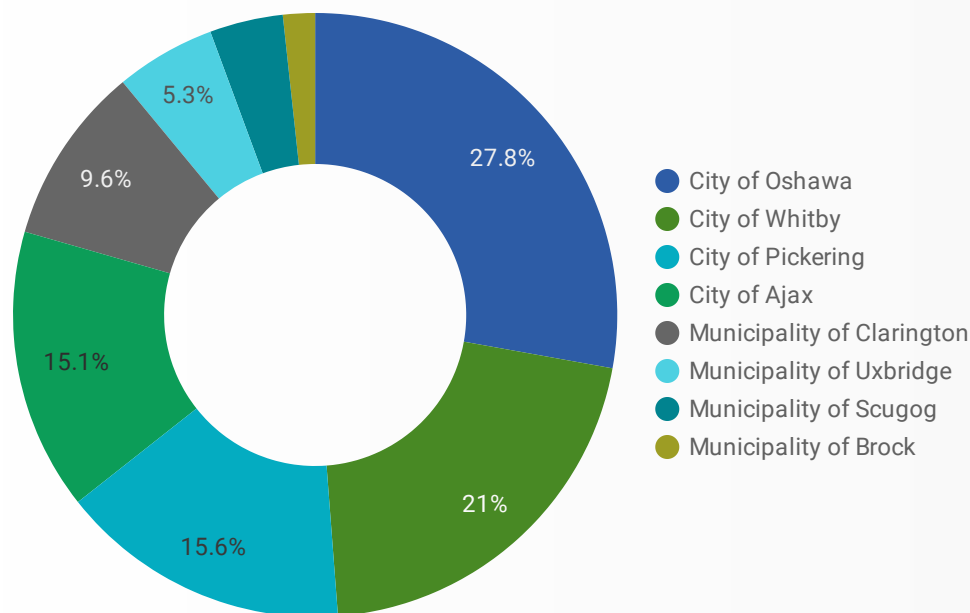


NOTE: This graph cannot be filtered using the controls on the cover page

## JOB POSTINGS BY MUNICIPALITY

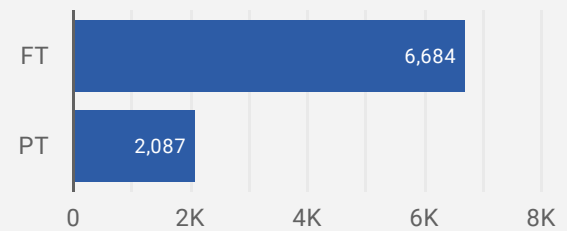
How many job postings were active for at least 1 day this month?

	MUNICIPALITY	POSTING COUNT	AVG POSTING LENGTH IN DAYS	MEDIAN POSTING LENGTH IN DAYS
1.	City of Oshawa	2,403	42.2	21
2.	City of Whitby	1,811	35.7	21
3.	City of Pickering	1,345	25.0	21
4.	City of Ajax	1,302	29.2	21
5.	Municipality of Clarington	826	28.2	21
6.	Municipality of Uxbridge	462	42.1	21
7.	Municipality of Scugog	339	52.0	21
8.	Municipality of Brock	148	61.2	21



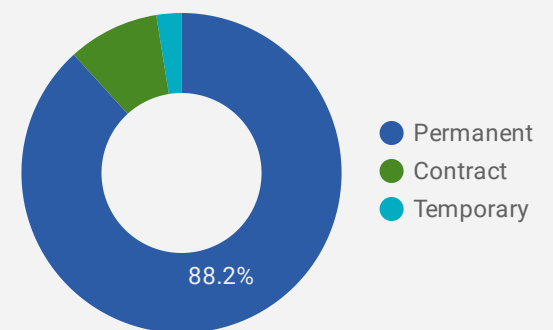
## JOB TYPE

Full-time vs Part-time



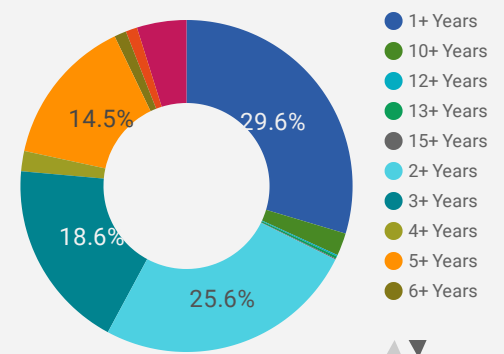
## JOB DURATION

Permanency of jobs posted



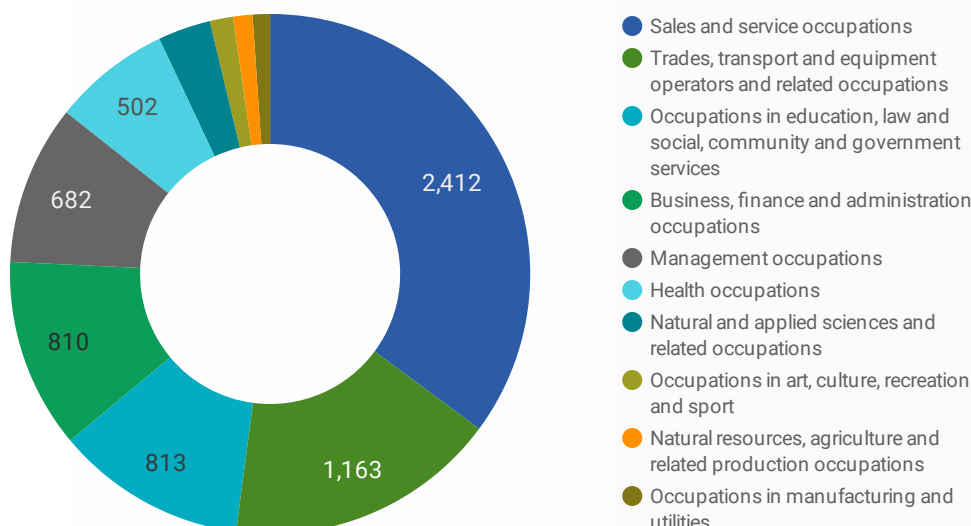
## JOB EXPERIENCE LEVEL

Job Postings by Years of Experience Required



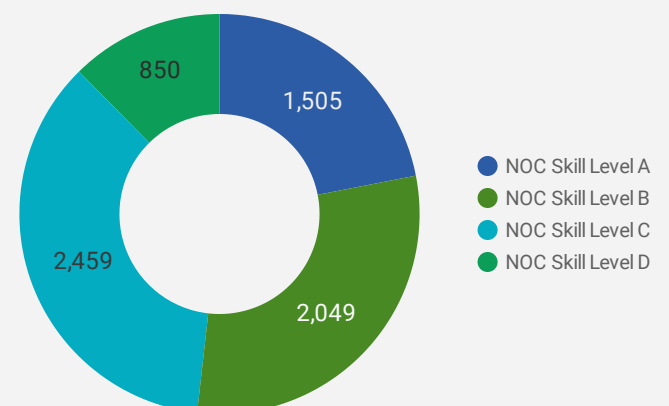
## JOB POSTINGS BY JOB CATEGORY

What broad occupational category is being recruited?



## JOB POSTINGS BY SKILL LEVEL

What education do occupations typically require?



Skill Level A = Usually University education | Skill Level B = Usually College education or Apprenticeship training | Skill Level C = Usually Secondary education or occupation-specific training | Skill Level D = Usually on-the-job training

## TOP HIRING EMPLOYERS & AGENCIES

Who is hiring?

	COMPANY	MUNICIPALITY	POSTINGS COUNT ▾	AVG POSTING LENGTH IN DAYS	MEDIAN POSTING LENGTH IN DAYS
1.	Durham District School Board	City of Whitby	103	24.9	21
2.	Durham District School Board	City of Ajax	81	16.2	21
3.	Durham District School Board	City of Oshawa	80	10.0	10
4.	Durham College	City of Oshawa	51	51.2	21
5.	Gordon Food Service	City of Ajax	50	30.8	21
6.	Lakeridge Health	City of Oshawa	50	29.7	21
7.	Durham District School Board	City of Pickering	43	21.0	21
8.	Durham College of Applied Arts and Technology	City of Oshawa	34	20.8	21
9.	Durham Catholic District School Board	City of Oshawa	32	null	null
10.	Employmenthelp	Municipality of Uxbridge	31	107.8	118
11.	Ontario Shores Centre for Mental Health Sciences	City of Whitby	30	20.5	21
12.	Safran Landing Systems	City of Ajax	28	21.0	21
13.	Durham Catholic District School Board	City of Whitby	28	21.0	21
14.	Whitby, Corporation of the Town of	City of Whitby	28	21.0	21
15.	Canadian Tire	City of Whitby	26	21.8	21
16.	University of Ontario Institute of Technology	City of Oshawa	26	10.8	12
17.	Expert Staffing Solutions	City of Oshawa	25	21.0	21
18.	Town of Ajax	City of Ajax	24	18.7	13
19.	The Town of Whitby	City of Whitby	23	21.0	21
20.	City of Oshawa	City of Oshawa	22	14.3	14
21.	Ontario Power Generation	City of Pickering	22	15.8	14
22.	Municipality of Clarington	Municipality of Clarington	21	16.0	13
23.	Markham Stouffville Hospital	Municipality of Uxbridge	20	18.6	14
24.	Southbridge Care Homes	City of Pickering	19	18.5	21
25.	Thermea spa village - Whitby	City of Whitby	19	37.1	21
26.	Employmenthelp	Municipality of Scugog	19	115.0	119
27.	Aecon	Municipality of Clarington	19	14.0	14
28.	Ontario Shores Centre for Mental Health Services	City of Whitby	19	11.9	13
29.	Canlan Ice Sports Corp	City of Oshawa	18	14.6	14

## TOP HOURLY WAGES IN JOB POSTINGS

What are employers willing to pay to find the perfect candidate?

# of Minimum Wage Job Postings

266

	JOB TITLE	COMPANY	LOCATION	HOURLY WAGE ▾
1.	Models / Actors: Photoshoot in Ajax (Wed July 5)	Zombie Creative	City of Ajax	150 
2.	Chiropodist	Qureshy Footcare Clinic	City of Oshawa	120 
3.	Speech-language Pathologist	Together in Communication	City of Whitby	115 
4.	Chiropractor	Bond Health & Wellness	City of Oshawa	110 
5.	Psychotherapists And Social Workers	Limitless psychological services	Municipality of Scugog	110 
6.	Board Certified Behaviour Analyst (c)	sidebysidetherapy.ca	City of Oshawa	105 
7.	Team Of 2 Designated Drivers With Own Car.	Designated Drivers	City of Oshawa	100 
8.	Chiropodist	Calm 360	City of Whitby	98 
9.	Acupuncturist	Calm360	City of Whitby	91 
10.	Director, Corporate Strategy	Lakeridge Health	City of Oshawa	85 
11.	Speech Language Pathologists	EuroWorld Corporation Home Care Solution	City of Whitby	80 
12.	Appliance Service Technician	Hanks Appliance Service	City of Oshawa	80 
				1 - 100 / 2662 < >

## TOP SALARIES IN JOB POSTINGS

What are employers willing to pay to find the perfect candidate?

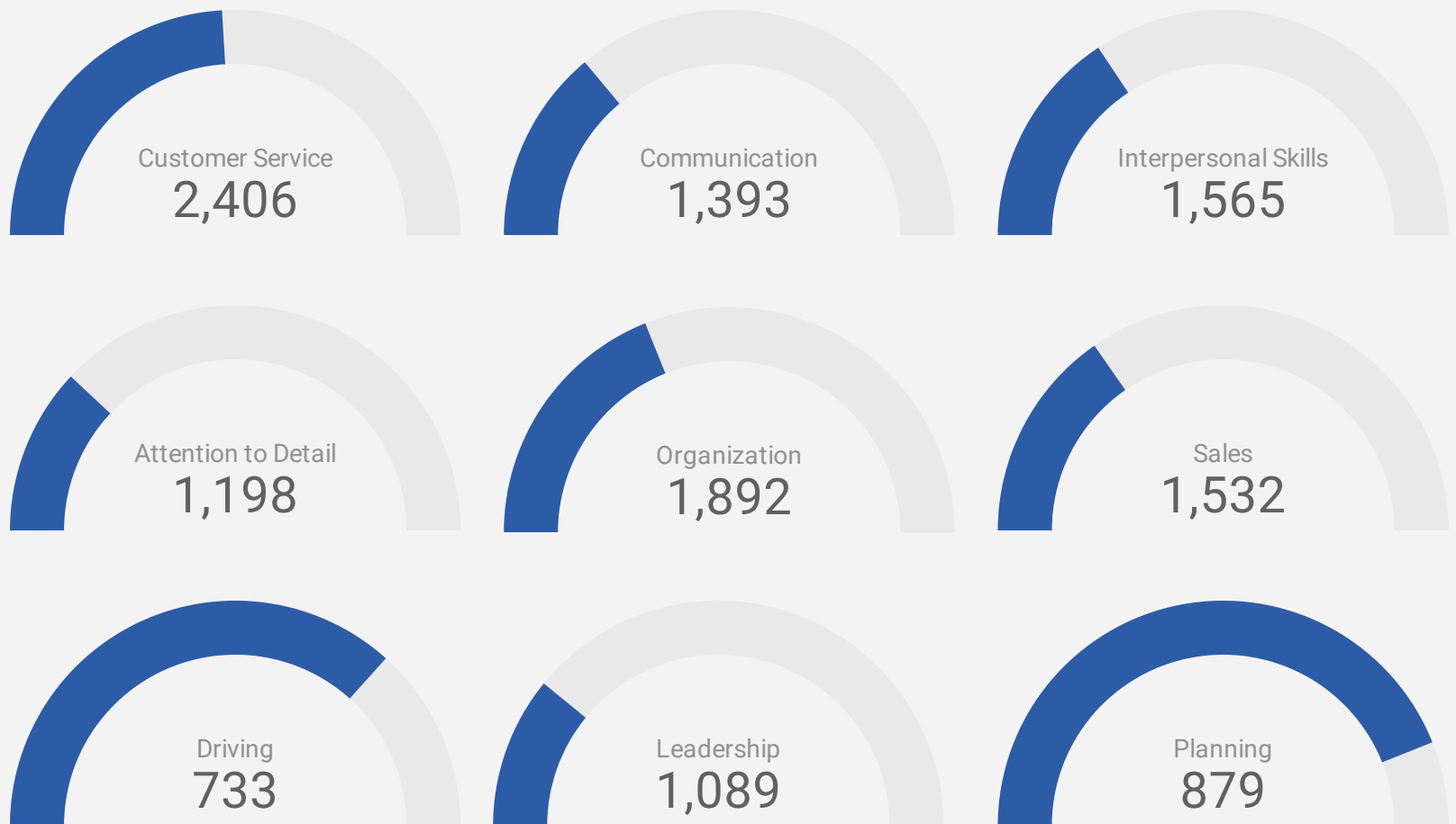
	JOB TITLE	COMPANY	LOCATION	ANNUAL SALARY ▾
1.	Associate Dentist	Dentistry	Municipality of Uxbridge	344,372 
2.	Awesomeness Wanted: Real Estate Sales Representative	Century 21	City of Ajax	272,666 
3.	Awesomeness Wanted: Real Estate Sales Representative	Century 21 Fulton	City of Oshawa	272,666 
4.	Account Executive	Distinct Insurance	City of Whitby	200,000 
5.	Associate Dentist	Coryma Dental Office	City of Whitby	200,000 
6.	Sales And Leasing Representative	MICHAEL BOYER CHEVROLET CADILLAC BUICK GMC	City of Pickering	200,000 
7.	Family Law Associate	Smith Law	null	200,000 
8.	Owner Operator Canada - Us	VTL TRANSPORT	City of Oshawa	200,000 
9.	Optometrist	Dr. Karimzad and Associates	City of Oshawa	195,415 
10.	Chief People Officer	City of Oshawa	City of Oshawa	190,137 
11.	Dental Associate	K Smiles Dental Care	City of Oshawa	180,000 
				1 - 100 / 3198 < >

## TOP IN-DEMAND SKILLS

How many times were these skills found in job postings?

ACTIVE JOB POSTINGS THIS MONTH

8,771

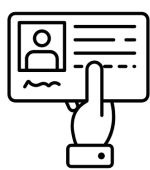


## KEY JOB REQUIREMENTS

How often are these requirements desired in job postings?

ACTIVE JOB POSTINGS THIS MONTH

8,771



Driver's License

1,604



First Aid

499



Regular Access to a Vehicle

354



Criminal Record Check

466



Microsoft Office

521



Food Safety

230



## TOP OCCUPATIONS BY SKILL, FREQUENCY & DURATION

What jobs are in-demand and/or hard to fill?

	4 DIGIT NOC	4 DIGIT NOC NAME	SKILL LEVEL	POSTING COUNT ▾	AVG POSTING LENGTH IN DAYS	MEDIAN POSTING LENGTH IN DAYS
1.	6421	Retail salespersons	NOC Skill Level C	535	38.4	21
2.	7452	Material handlers	NOC Skill Level C	265	37.8	21
3.	0621	Retail and wholesale trade managers	NOC Skill Level A	257	27.5	21
4.	6322	Cooks	NOC Skill Level B	252	30.3	21
5.	6552	Other customer and information services representatives	NOC Skill Level C	209	44.2	21
6.	7511	Transport truck drivers	NOC Skill Level C	196	26.1	21
7.	6711	Food counter attendants  kitchen helpers and related support occupations	NOC Skill Level D	186	49.6	21
8.	4412	Home support workers  housekeepers and related occupations	NOC Skill Level C	170	35.2	21
9.	4032	Elementary school and kindergarten teachers	NOC Skill Level A	158	20.0	21
10.	1241	Administrative assistants	NOC Skill Level B	152	42.3	21
11.	6731	Light duty cleaners	NOC Skill Level D	127	38.5	21
12.	6513	Food and beverage servers	NOC Skill Level C	127	31.4	21
13.	0631	Restaurant and food service managers	NOC Skill Level A	126	45.0	21
14.	6622	Store shelf stockers  clerks and order fillers	NOC Skill Level D	123	39.6	21
15.	6541	Security guards and related security service occupations	NOC Skill Level C	111	24.7	21
16.	1414	Receptionists	NOC Skill Level C	108	53.5	21
17.	4214	Early childhood educators and assistants	NOC Skill Level B	95	50.7	21
18.	7514	Delivery and courier service drivers	NOC Skill Level C	91	31.8	21
19.	4212	Social and community service workers	NOC Skill Level B	86	25.9	21
20.	3233	Licensed practical nurses	NOC Skill Level B	83	26.0	21
21.	6311	Food service supervisors	NOC Skill Level B	78	49.2	21
22.	4031	Secondary school teachers	NOC Skill Level A	75	2.0	2
23.	7321	Automotive service technicians  truck and bus mechanics and mechanical repairers	NOC Skill Level B	75	43.4	21
24.	6211	Retail sales supervisors	NOC Skill Level B	73	42.3	21
25.	6611	Cashiers	NOC Skill Level D	69	60.3	21
26.	3012	Registered nurses and registered psychiatric nurses	NOC Skill Level A	68	18.7	21
27.	7611	Construction trades helpers and labourers	NOC Skill Level D	65	43.6	21
28.	6733	Janitors  caretakers and building superintendents	NOC Skill Level D	63	26.3	21
29.	8612	Landscaping and grounds maintenance labourers	NOC Skill Level D	58	38.6	21

## JOB POSTINGS BY 3-DIGIT NATIONAL OCCUPATION CLASSIFICATION

What jobs are hard to fill and/or in-demand?

	3 DIGIT NOC	3 DIGIT NOC NAME	SKILL LEVEL	POSTING COUNT ▼	AVG POSTING LENGTH IN DAYS	MEDIAN POSTING LENGTH IN DAYS
1.	642	Retail salespersons	NOC Skill Level C	535	38.4	21
2.	751	Motor vehicle and transit drivers	NOC Skill Level C	307	27.5	21
3.	632	Chefs and cooks	NOC Skill Level B	274	29.4	21
4.	745	Longshore workers and material handlers	NOC Skill Level C	265	37.8	21
5.	062	Retail and wholesale trade managers	NOC Skill Level A	257	27.5	21
6.	403	Secondary and elementary school teachers and educational counsellors	NOC Skill Level A	234	19.2	21
7.	673	Cleaners	NOC Skill Level D	225	32.5	21
8.	421	Paraprofessional occupations in legal, social, community and education services	NOC Skill Level B	224	39.2	21
9.	655	Customer and information services representatives	NOC Skill Level C	222	42.1	21
10.	441	Home care providers and educational support occupations	NOC Skill Level C	198	34.8	21
11.	671	Food counter attendants, kitchen helpers and related support occupations	NOC Skill Level D	186	49.6	21
12.	651	Occupations in food and beverage service	NOC Skill Level C	180	35.8	21
13.	124	Office administrative assistants - general, legal and medical	NOC Skill Level B	156	41.4	21
14.	662	Other sales support and related occupations	NOC Skill Level D	143	36.3	21
15.	141	General office workers	NOC Skill Level C	138	57.5	21
16.	063	Managers in food service and accommodation	NOC Skill Level A	130	43.9	21
17.	341	Assisting occupations in support of health services	NOC Skill Level C	123	28.7	21
18.	323	Other technical occupations in health care	NOC Skill Level B	119	28.0	21
19.	761	Trades helpers and labourers	NOC Skill Level D	112	54.6	21
20.	654	Security guards and related security service occupations	NOC Skill Level C	111	24.7	21
21.	122	Administrative and regulatory occupations	NOC Skill Level B	107	31.7	21
22.	631	Service supervisors	NOC Skill Level B	93	52.5	21
23.	732	Automotive service technicians	NOC Skill Level B	82	47.2	21
24.	071	Managers in customer and personal services, n.e.c.	NOC Skill Level A	80	19.6	21
25.	152	Supply chain logistics, tracking and scheduling co-ordination occupations	NOC Skill Level C	79	30.0	21
26.	723	Machining, metal forming, shaping and erecting trades	NOC Skill Level B	77	34.7	21
27.	621	Retail sales supervisors	NOC Skill Level B	73	42.3	21
28.	111	Auditors, accountants and investment professionals	NOC Skill Level A	70	19.2	21
29.	661	Cashiers	NOC Skill Level D	69	60.2	21

## JOB POSTINGS BY 2-DIGIT NATIONAL OCCUPATION CLASSIFICATION

What jobs are hard to fill and/or in-demand?

	2 DIGIT NOC	2 DIGIT NOC NAME	SKILL LEVEL	POSTING COUNT ▼	AVG POSTING LENGTH IN DAYS	MEDIAN POSTING LENGTH IN DAYS
1.	65	Service representatives and other customer and personal services occupations	NOC Skill Level C	585	38.7	21
2.	64	Sales representatives and salespersons - wholesale and retail trade	NOC Skill Level C	551	38.4	21
3.	63	Service supervisors and specialized service occupations	NOC Skill Level B	454	33.2	21
4.	06	Middle management occupations in retail and wholesale trade and customer services	NOC Skill Level A	423	30.5	21
5.	67	Service support and other service occupations, n.e.c.	NOC Skill Level D	422	41.0	21
6.	75	Transport and heavy equipment operation and related maintenance occupations	NOC Skill Level C	345	28.1	21
7.	12	Administrative and financial supervisors and administrative occupations	NOC Skill Level B	322	37.9	21
8.	74	Other installers, repairers and servicers and material handlers	NOC Skill Level C	296	37.2	21
9.	40	Professional occupations in education services	NOC Skill Level A	273	26.9	21
10.	72	Industrial, electrical and construction trades	NOC Skill Level B	245	37.6	21
11.	42	Paraprofessional occupations in legal, social, community and education services	NOC Skill Level B	224	39.2	21
12.	66	Sales support occupations	NOC Skill Level D	212	45.0	21
13.	14	Office support occupations	NOC Skill Level C	209	48.3	21
14.	44	Care providers and educational, legal and public protection support occupations	NOC Skill Level C	202	34.2	21
15.	62	Retail sales supervisors and specialized sales occupations	NOC Skill Level B	188	34.4	21
16.	32	Technical occupations in health	NOC Skill Level B	186	32.3	21
17.	73	Maintenance and equipment operation trades	NOC Skill Level B	152	39.3	21
18.	22	Technical occupations related to natural and applied sciences	NOC Skill Level B	126	29.7	21
19.	76	Trades helpers, construction labourers and related occupations	NOC Skill Level D	125	56.4	21
20.	31	Professional occupations in health (except nursing)	NOC Skill Level A	125	25.9	21
21.	34	Assisting occupations in support of health services	NOC Skill Level C	123	28.7	21
22.	11	Professional occupations in business and finance	NOC Skill Level A	120	22.9	21
23.	41	Professional occupations in law and social, community and government services	NOC Skill Level A	112	24.8	21
24.	21	Professional occupations in natural and applied sciences	NOC Skill Level A	99	19.3	21
25.	15	Distribution, tracking and scheduling co-ordination occupations	NOC Skill Level C	95	28.8	21
26.	01	Senior managers - construction, transportation, production and utilities	NOC Skill Level A	89	23.0	21
27.	07	Managers in customer and personal services, n.e.c.	NOC Skill Level A	83	19.5	21

## MULTILINGUAL JOB POSTINGS BY THE NUMBERS

ACTIVE POSTINGS  
**246**

NEW POSTINGS  
**0**

COMPANIES  
**166**

LANGUAGES  
**11**

## # OF DAYS POSTED

AVERAGE  
**63.2**

MEDIAN  
**21**

## MULTILINGUAL JOB POSTINGS BY SKILL LEVEL

What language skills are employers looking for by occupational skill level?

35

Skill Level A - Management/ Professional Occupations usually requiring University

57

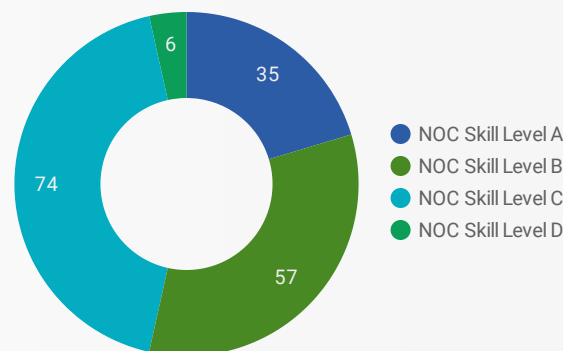
Skill Level B - Usually college education or apprenticeship training

74

Skill Level C - Usually secondary education or occupation-specific training

6

Skill Level D - Usually on-the-job training

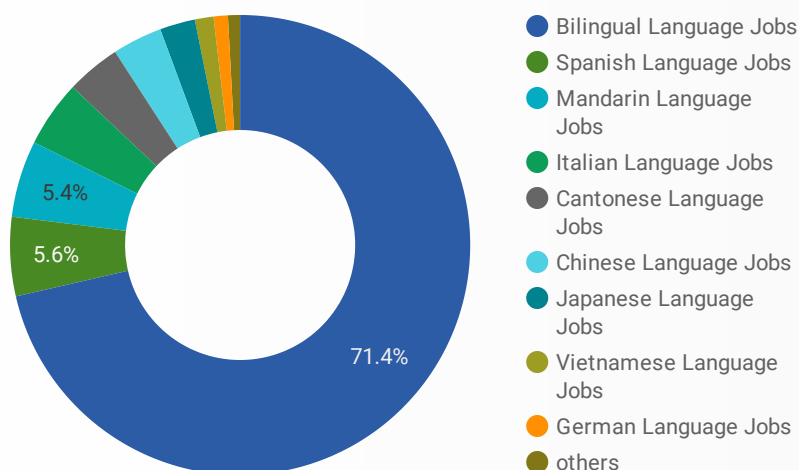


SKILL LEVEL / POSTING COUNT

LANGUAGES	NOC Skill Level A	NOC Skill Level B	NOC Skill Level C	NOC Skill Level D
Bilingual Lan...	2...	3...	5...	5
Italian Langu...		8	4	
Mandarin Lan...		4	5	
Cantonese La...		2	5	
Spanish Lang...	3	2	2	
Chinese Lang...	2	3	1	
Japanese La...		1	2	1

## LANGUAGE SKILLS BREAKDOWN

Which kinds of language skills do employers seek?



LANGUAGES	POSTING COUNT
1. Bilingual Language Jobs	183
2. Spanish Language Jobs	13
3. Italian Language Jobs	12
4. Mandarin Language Jobs	9
5. Cantonese Language Jobs	8
6. Chinese Language Jobs	8

1 - 11 / 11

## Post Date Timeline of this Month's Active Job Postings



## LANGUAGE SKILLS BEING RECRUITED BY JOB CATEGORY

What language skills are sought by 1-Digit NOC?

BROAD OCCUPATIONAL CATEGORY	Bilingual ...	Italian La...	Mandarin...	Cantones...	Spanish ...	Chinese ...	Grand total
Business, finance and administration occu...	29		8	2	3	1	44
Health occupations	8					1	9
Management occupations	16				2	1	20
Natural and applied sciences and related o...	1						1
Occupations in art, culture, recreation and ...	3						4
Occupations in education, law and social, ...	9	3			1		15
Occupations in manufacturing and utilities	1		1				2
Sales and service occupations	47	9		5	1	3	70
Trades, transport and equipment operator...	6						7
<b>Grand total</b>	<b>120</b>	<b>12</b>	<b>9</b>	<b>7</b>	<b>7</b>	<b>6</b>	<b>172</b>

## MULTILINGUAL JOB POSTINGS BY MUNICIPALITY

What language skills are sought by 4-Digit NOC?

	MUNICIPALITY	JOB LANGUAGES	AVG POSTING LENGTH IN DAYS	MEDIAN POSTING LENGTH IN DAYS
1.	City of Oshawa	91	42.2	21
2.	City of Pickering	55	25.0	21
3.	City of Ajax	30	29.2	21
4.	City of Whitby	27	35.7	21
5.	Municipality of Clarington	25	28.2	21
6.	Municipality of Uxbridge	11	42.1	21
7.	Municipality of Brock	2	61.2	21
8.	Municipality of Scugog	2	52.0	21



## LANGUAGE DEMAND BY JOB

What language skills are sought by 4-Digit NOC?

4 DIGIT NOC NAME	POSTINGS
1. Other customer and information services re...	20
2. Retail salespersons	20
3. Cooks	13
4. Retail and wholesale trade managers	10
5. Licensed practical nurses	5
6. Administrative assistants	5
7. Accounting and related clerks	5
8. Home support workers  housekeepers and r...	5
9. Administrative officers	5
10. Social and community service workers	5
11. Other financial officers	4
12. General office support workers	4
13. Receptionists	4
14. Human resources professionals	3
15. Corporate sales managers	3
16. Financial sales representatives	3
17. Security guards and related security service...	3
18. Legal administrative assistants	2
19. Professional occupations in business mana...	2
20. Program leaders and instructors in recreati...	2
21. Early childhood educators and assistants	2
22. Food service supervisors	2
23. Estheticians  electrologists and related occ...	2
24. Translators  terminologists and interpreters	2
25. Supervisors  supply chain  tracking and sch...	2
26. Nurse aides  orderlies and patient service a...	2
27. Material handlers	2
28. Food counter attendants  kitchen helpers an...	2
29. Insurance  real estate and financial brokera...	2
30. Professional occupations in advertising  ma...	2
31. Storekeepers and partspersons	2
1 - 58 / 58	< >

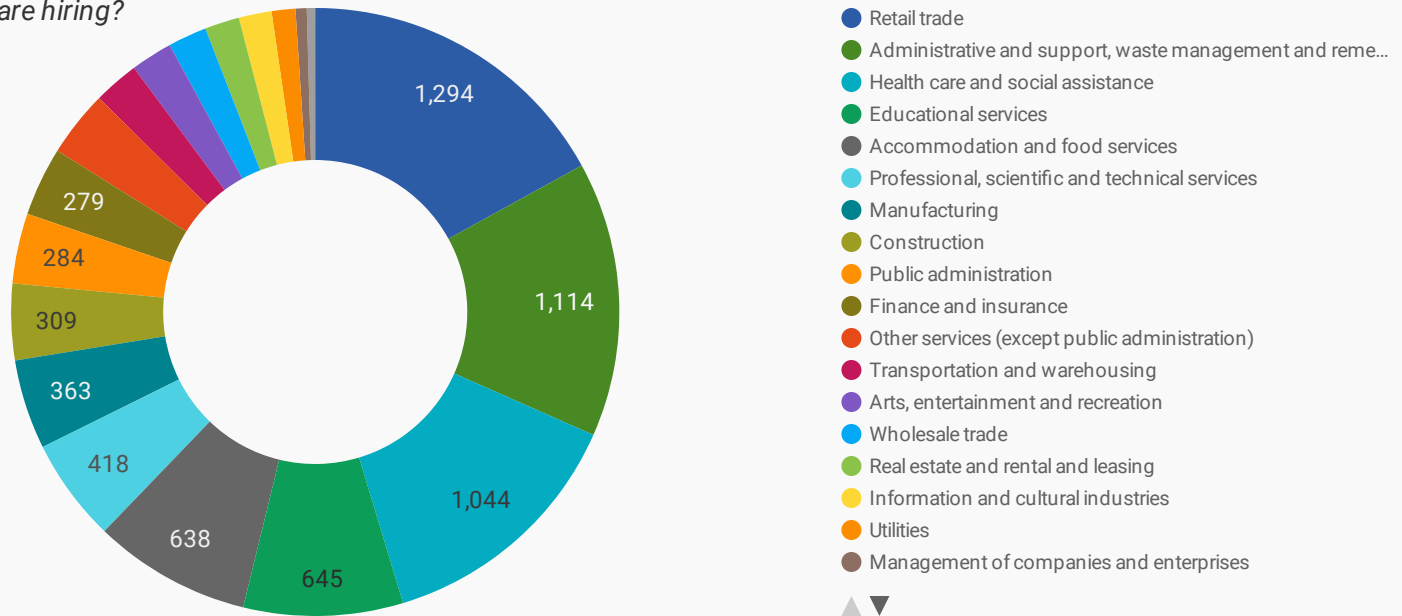
## MULTILINGUAL HIRING EMPLOYERS

Which employers are seeking multilingual candidates?

COMPANY	POSTINGS
1. Municipal Property Assessment Corporation	13
2. Phoenix AMD International Inc.	10
3. General Motors	5
4. Southbridge Care Homes	4
5. Services De Gestion Quantum LtÃ©e	4
6. General Motors of Canada Company	4
7. Safran Landing Systems	4
8. AppleOne	4
9. Stonhard	3
10. Concentrix	3
11. Little Burgundy	3
12. Kinark Child and Family Services	3
13. LUSH Handmade Cosmetics Ltd.	3
14. Swiss Chalet/Harvey's	3
15. Kinark Child & Family Services	3
16. Lenbook Group of Companies	2
17. Ian Martin	2
18. Randstad Canada	2
19. CIBC	2
20. Hela Spice Canada Inc.	2
21. Con-Test	2
22. Power Tools Plus	2
23. Boutique La Vie En Rose	2
24. Home Care Assistance GTA West, Waterloo & Guelph	2
25. Santa'Ville	2
26. Open Vista Immigration Consultancy Inc.	2
27. Laura Canada	2
28. The Source (Bell) Electronics Inc.	2
29. Ministry of Public and Business Service Delivery	2
1 - 50 / 167	< >

## TOP HIRING SECTORS BY 2-DIGIT NAICS CODE

What sectors are hiring?



	2-DIGIT NAICS LABEL	NAICS CODE	POSTING COUNT ▼	AVG POSTING LENGTH IN DAYS	MEDIAN POSTING LENGTH IN DAYS
1.	Retail trade	44-45	1,294	39.5	21
2.	Administrative and support, waste management and remediation services	56	1,114	30.1	21
3.	Health care and social assistance	62	1,044	33.3	21
4.	Educational services	61	645	37.8	21
5.	Accommodation and food services	72	638	46.3	21
6.	Professional, scientific and technical services	54	418	37.8	21
7.	Manufacturing	31-33	363	40.0	21
8.	Construction	23	309	30.5	21
9.	Public administration	91	284	36.4	21
10.	Finance and insurance	52	279	25.8	21
11.	Other services (except public administration)	81	268	41.9	21
12.	Transportation and warehousing	48-49	184	62.5	21
13.	Arts, entertainment and recreation	71	169	46.3	21
14.	Wholesale trade	41	157	30.6	21
15.	Real estate and rental and leasing	53	140	44.5	21
16.	Information and cultural industries	51	133	32.0	21
17.	Utilities	22	96	25.8	21
18.	Management of companies and enterprises	55	45	20.2	10
19.	Agriculture, forestry, fishing and hunting	11	33	81.8	21
20.	Mining, quarrying, and oil and gas extraction	21	1		

NOTE: NAICS code 56 includes Employment Agencies. Manufacturing includes codes 31-33, Retail Trade includes codes 44-45 and Transportation and Warehousing includes codes 48-49.

## TOP HIRING SECTORS BY 3-DIGIT NAICS CODE

What sectors are hiring?

	3-DIGIT NAICS LABEL	NAICS CODE	POSTING COUNT ▾	AVG POSTING LENGTH IN DAYS	MEDIAN POSTING LENGTH IN DAYS
1.	Administrative and support services	561	1,034	30.5	21
2.	Educational services	611	645	37.8	21
3.	Food services and drinking places	722	588	45.7	21
4.	Ambulatory health care services	621	527	33.6	21
5.	Professional, scientific and technical services	541	418	37.8	21
6.	Nursing and residential care facilities	623	264	27.9	21
7.	Food and beverage stores	445	258	33.5	21
8.	Local, municipal and regional public administration	913	247	34.7	21
9.	Social assistance	624	209	46.1	21
10.	Clothing and clothing accessories stores	448	208	41.1	21
11.	Specialty trade contractors	238	192	29.9	21
12.	Motor vehicle and parts dealers	441	174	34.2	21
13.	General merchandise stores	452	170	25.7	21
14.	Amusement, gambling and recreation industries	713	157	45.5	21
15.	Credit intermediation and related activities	522	144	23.4	21
16.	Personal and laundry services	812	122	42.5	21
17.	Health and personal care stores	446	121	46.5	21
18.	Insurance carriers and related activities	524	115	26.9	21
19.	Miscellaneous store retailers	453	110	48.7	21
20.	Real estate	531	96	45.9	21
21.	Utilities	221	96	25.8	21
22.	Transportation equipment manufacturing	336	95	20.4	21
23.	Food, beverage and tobacco merchant wholesalers	413	89	26.8	21
24.	Construction of buildings	236	86	38.8	21
25.	Truck transportation	484	86	50.4	21
26.	Repair and maintenance	811	82	35.3	21
27.	Building material and garden equipment and supplies dealers	444	81	26.6	21
28.	Waste management and remediation services	562	80	26.2	21
29.	Telecommunications	517	76	29.6	21
30.	Furniture and home furnishings stores	442	64	59.7	21
31.	Religious, grant-making, civic, and professional and similar organizations	813	57	44.0	21



## TOP HIRING SECTORS BY 4-DIGIT NAICS CODE

What sectors are hiring?

	4-DIGIT NAICS LABEL	NAICS CODE	POSTING COUNT ▾	AVG POSTING LENGTH IN DAYS	MEDIAN POSTING LENGTH IN DAYS
1.	Employment services	5613	744	25.1	21
2.	Full-service restaurants and limited-service eating places	7225	557	46.6	21
3.	Elementary and secondary schools	6111	446	20.6	21
4.	Other local, municipal and regional public administration	9139	246	32.9	21
5.	Grocery stores	4451	235	32.8	21
6.	Services to buildings and dwellings	5617	179	51.4	21
7.	Clothing stores	4481	167	39.4	21
8.	Community care facilities for the elderly	6233	167	25.8	21
9.	Architectural, engineering and related services	5413	150	36.1	21
10.	Home health care services	6216	145	45.8	21
11.	Out-patient care centres	6214	130	24.5	21
12.	Health and personal care stores	4461	121	46.5	21
13.	Other amusement and recreation industries	7139	116	39.0	21
14.	Department stores	4521	110	24.4	21
15.	Agencies, brokerages and other insurance related activities	5242	106	23.3	21
16.	Automobile dealers	4411	103	43.0	21
17.	Community colleges and C.E.G.E.P.s	6112	96	40.8	21
18.	Depository credit intermediation	5221	95	21.1	14
19.	Child day-care services	6244	94	51.3	21
20.	Personal care services	8121	94	39.2	21
21.	Offices of dentists	6212	94	37.3	21
22.	Offices of other health practitioners	6213	91	26.3	21
23.	Building equipment contractors	2382	89	26.4	21
24.	Electric power generation, transmission and distribution	2211	89	23.3	21
25.	Food merchant wholesalers	4131	86	27.0	21
26.	Individual and family services	6241	85	47.5	21
27.	General freight trucking	4841	76	52.5	21
28.	Wired and wireless telecommunications carriers(except satellite)	5173	74	29.9	21
29.	Investigation and security services	5616	74	22.4	21
30.	Building material and supplies dealers	4441	71	16.6	21
31.	Advertising, public relations, and related services	5418	68	32.7	21

## TOP HIRING SECTORS BY 5-DIGIT NAICS CODE

What sectors are hiring?

	5-DIGIT NAICS LABEL	NAICS CODE	POSTING COUNT ▾	AVG POSTING LENGTH IN DAYS	MEDIAN POSTING LENGTH IN DAYS
1.	Employment placement agencies and executive search services	56131	731	25.3	21
2.	Full-service restaurants and limited-service eating places	72251	557	46.6	21
3.	Elementary and secondary schools	61111	446	20.6	21
4.	Other local, municipal and regional public administration	91391	246	32.9	21
5.	Supermarkets and other grocery (except convenience) stores	44511	225	31.5	21
6.	Community care facilities for the elderly	62331	167	25.8	21
7.	Home health care services	62161	145	45.8	21
8.	Engineering services	54133	136	32.2	21
9.	Department stores	45211	110	24.4	21
10.	Community colleges and C.E.G.E.P.s	61121	96	40.8	21
11.	Child day-care services	62441	94	51.3	21
12.	Offices of dentists	62121	94	37.3	21
13.	Banking	52211	94	21.1	14
14.	Landscaping services	56173	92	52.9	21
15.	Other out-patient care centres	62149	89	26.5	21
16.	Insurance agencies and brokerages	52421	86	24.3	21
17.	New car dealers	44111	84	42.8	21
18.	General-line food merchant wholesalers	41311	81	27.1	21
19.	Wired and wireless telecommunications carriers (except satellite)	51731	74	29.9	21
20.	Electric power generation	22111	71	23.5	17.5
21.	Janitorial services	56172	69	54.1	21
22.	Fitness and recreational sports centres	71394	66	42.5	21
23.	Nursing care facilities	62311	64	37.9	21
24.	Hair care and esthetic services	81211	64	42.5	21
25.	Residential building construction	23611	61	45.1	21
26.	Pharmacies and drug stores	44611	61	46.8	21
27.	All other general merchandise stores	45299	60	27.2	21
28.	Offices of physicians	62111	57	28.8	21
29.	Investigation, guard and armoured car services	56161	55	24.8	21
30.	Plumbing, heating and air-conditioning contractors	23822	55	27.6	21
31.	Hardware stores	44413	54	15.6	16

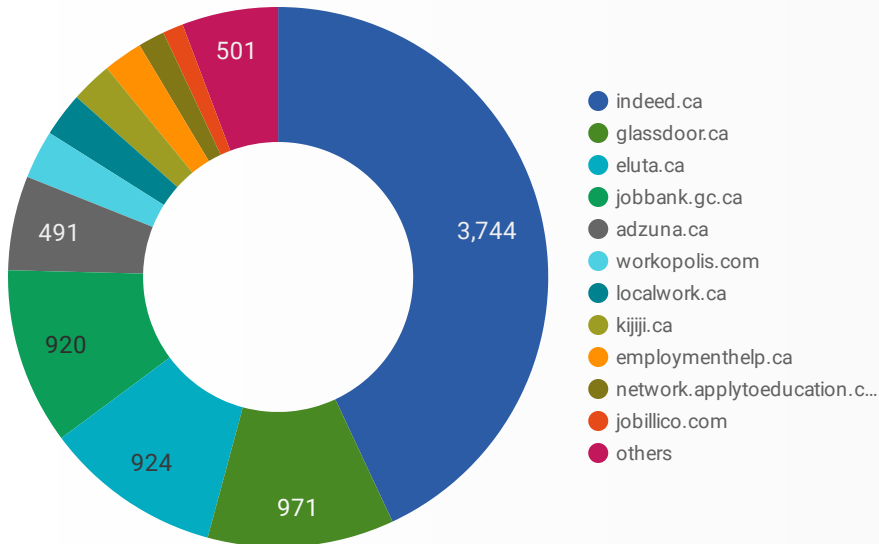
## TOP HIRING SECTORS BY 6-DIGIT NAICS CODE

What sectors are hiring?

	6-DIGIT NAICS LABEL	NAICS CODE	POSTING COUNT ▼	AVG POSTING LENGTH IN DAYS	MEDIAN POSTING LENGTH IN DAYS
1.	Employment placement agencies and executive search services	561310	731	25.3	21
2.	Elementary and secondary schools	611110	446	20.6	21
3.	Limited-service eating places	722512	291	61.0	21
4.	Full-service restaurants	722511	266	33.2	21
5.	Other local, municipal and regional public administration	913910	246	32.9	21
6.	Supermarkets and other grocery (except convenience) stores	445110	225	31.5	21
7.	Community care facilities for the elderly	623310	167	25.8	21
8.	Home health care services	621610	145	45.8	21
9.	Engineering services	541330	136	32.2	21
10.	Department stores	452110	110	24.4	21
11.	Community colleges and C.E.G.E.P.s	611210	96	40.8	21
12.	Child day-care services	624410	94	51.3	21
13.	Offices of dentists	621210	94	37.3	21
14.	Landscaping services	561730	92	52.9	21
15.	Community health centres	621494	89	26.5	21
16.	Insurance agencies and brokerages	524210	86	24.3	21
17.	New car dealers	441110	84	42.8	21
18.	Personal and commercial banking industry	522111	82	21.8	14
19.	General-line food merchant wholesalers	413110	81	27.1	21
20.	Wired and wireless telecommunications carriers (except satellite)	517310	74	29.9	21
21.	Hydro-electric power generation	221111	70	23.6	14
22.	Janitorial services (except window cleaning)	561722	66	54.1	21
23.	Fitness and recreational sports centres	713940	66	42.5	21
24.	Nursing care facilities	623110	64	37.9	21
25.	Residential building construction	236110	61	45.1	21
26.	Pharmacies and drug stores	446110	61	46.8	21
27.	Offices of physicians	621110	57	28.8	21
28.	Plumbing, heating and air-conditioning contractors	238220	55	27.6	21
29.	Hardware stores	444130	54	15.6	16
30.	Security guard and patrol services	561612	51	25.6	21
31.	Advertising agencies	541310	40	30.0	21

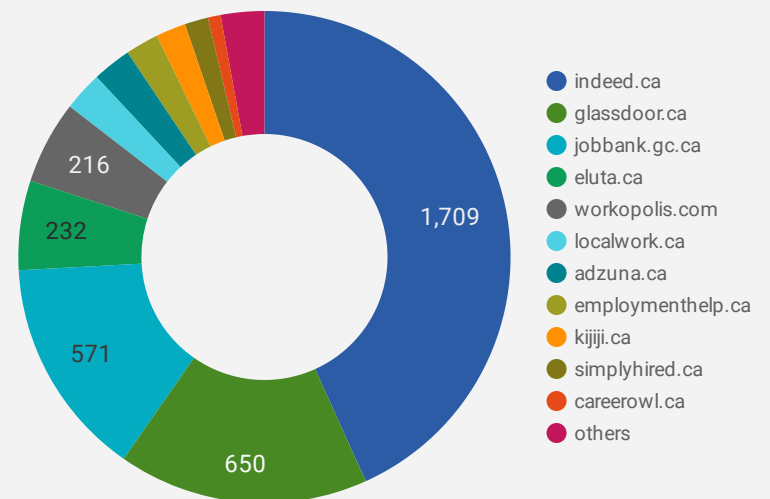
## JOB POSTINGS BY JOB BOARD

What share of unique job postings appear on each job board?



## COMPANIES BY JOB BOARD

What share of unique job postings appear on each job board?



## JOB POSTING DETAILS BY JOB BOARD

How does job posting activity differ by job board?

	JOB BOARD	POSTING COUNT ▾	AVG POSTING LENGTH IN DAYS	MEDIAN POSTING LENGTH IN DAYS	# OF COMPANIES
1.	indeed.ca	3,744	20.5	21	1,709
2.	glassdoor.ca	971	21.0	21	650
3.	eluta.ca	924	21.0	21	232
4.	jobbank.gc.ca	920	43.8	23	571
5.	adzuna.ca	491	14.0	14	101
6.	workopolis.com	253	249.2	249	216
7.	localwork.ca	230	12.5	10	102
8.	kijiji.ca	215	16.0	16	78
9.	employmenthelp.ca	205	151.4	119	86
10.	network.applytoeducation.com	138	7.3	7	5
11.	jobillico.com	107	13.0	10	19
12.	simplyhired.ca	79	19.2	21	61
13.	careerarc.com	72	48.9	34	11
14.	careerowl.ca	56	189.3	185	33
15.	rncareers.ca	52	39.3	18	17
16.	careerbuilder.ca	48	71.1	73	17
17.	randstad.ca	38	41.1	42	1