

JOB DEMAND REPORT

MAY 2023

HIGHLIGHTS

JOB POSTINGS BY THE NUMBERS

POSTING COUNT	NEW THIS MONTH	COMPANIES	JOB BOARDS
9,312	4,786	3,639	34

OF DAYS POSTED

AVERAGE	MEDIAN
29.7	21

REPORT BUILDER

The default filter selection below will show all job demand data for the month. You can use the filters to create a customized report for the purpose of understanding a subset of the data.

OCCUPATION FILTERS

SKILL TYPE NAME / 1-DIGIT NOC	▼
MAJOR GROUP / 2-DIGIT NOC	▼
MINOR GROUP / 3-DIGIT NOC	▼
UNIT GROUP / 4-DIGIT NOC	▼
SKILL LEVEL	▼
JOB TYPE	▼
JOB DURATION	▼
ADDITIONAL LANGUAGE	▼
SPECIFIC JOB TAGS	▼

INDUSTRY/SECTOR FILTERS

HIRING SECTOR BY 2-DIGIT NAICS CODE	▼
HIRING SECTOR BY 3-DIGIT NAICS CODE	▼
HIRING SECTOR BY 4-DIGIT NAICS CODE	▼
HIRING SECTOR BY 5-DIGIT NAICS CODE	▼
HIRING SECTOR BY 6-DIGIT NAICS CODE	▼

OTHER FILTERS

MUNICIPALITY	▼
JOB BOARD	▼

NOC = National Occupation Classification | NAICS = North American Industry Classification System

Page 1 of 20

Source:

Job posting data collected by Durham Workforce Authority from job boards and employer websites who recruit candidates in Durham Region.

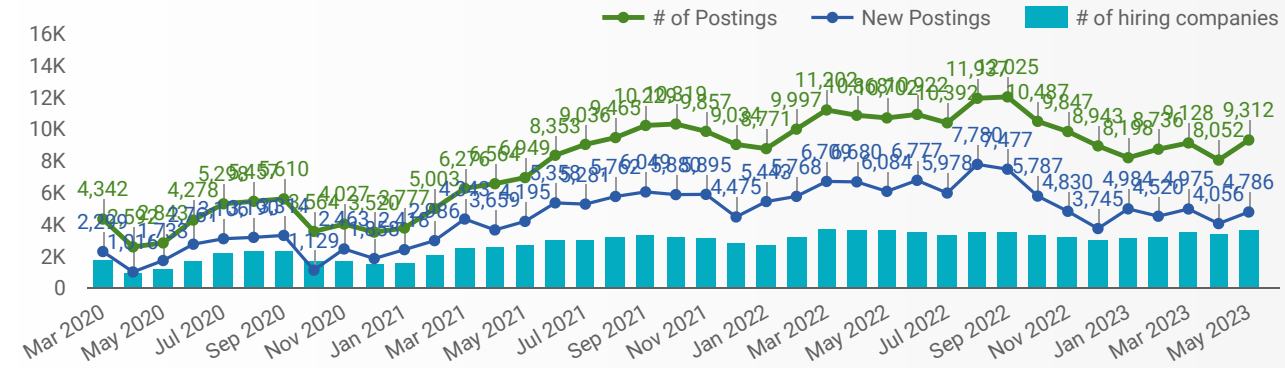


This Employment Ontario service is funded in part by the Government of Canada and the Government of Ontario.

Ce service Emploi Ontario est financé en partie par le gouvernement du Canada et le gouvernement de l'Ontario.

JOB POSTINGS BY MONTH FOR DURHAM REGION

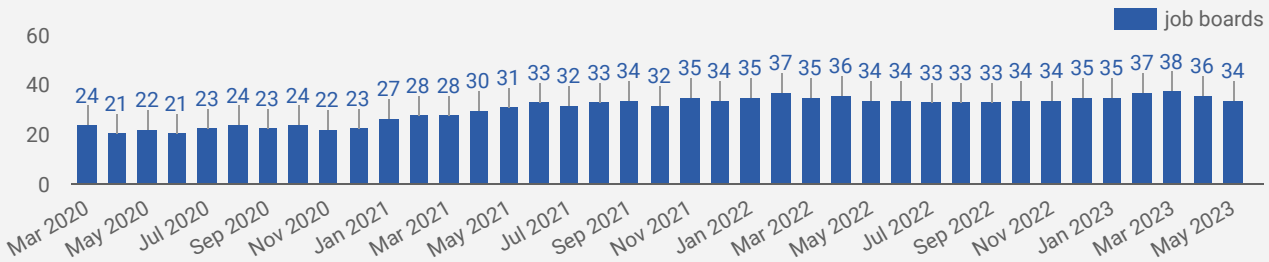
How many job postings were active for at least 1 day this month?



NOTE: This graph cannot be filtered using the controls on the cover page

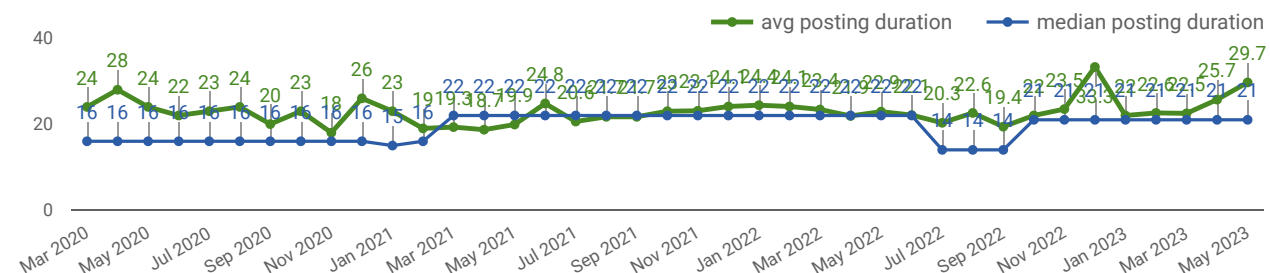
NUMBER OF ACTIVE JOB BOARDS

How many job postings were active for at least 1 day this month on these job boards?



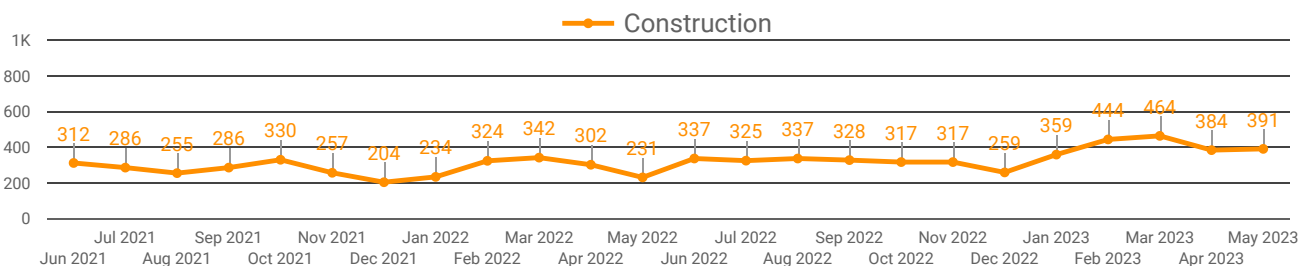
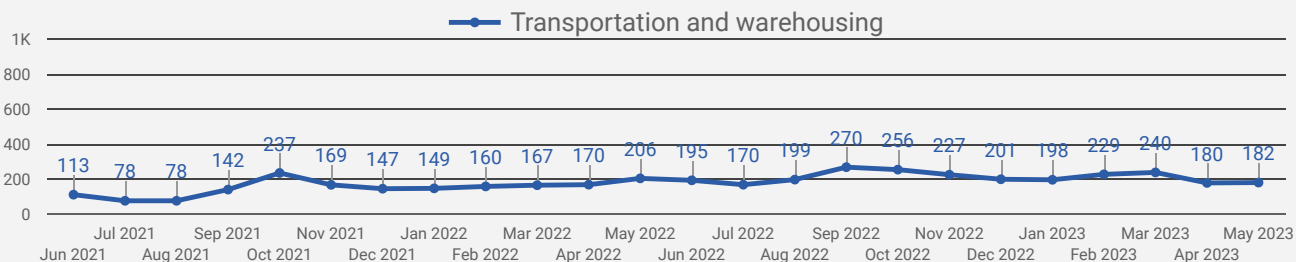
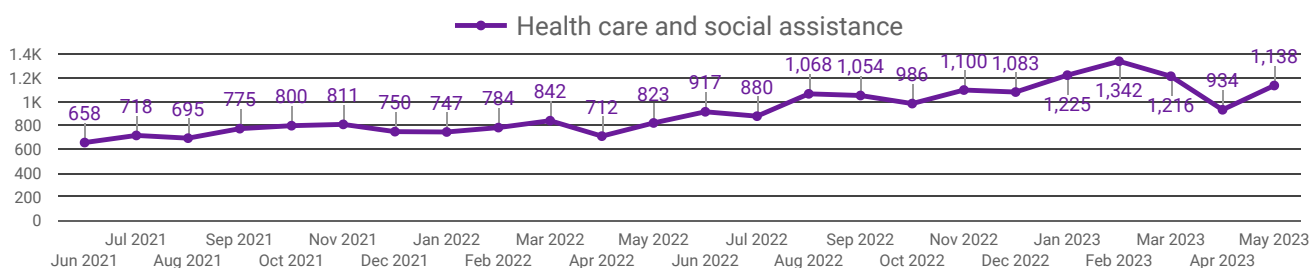
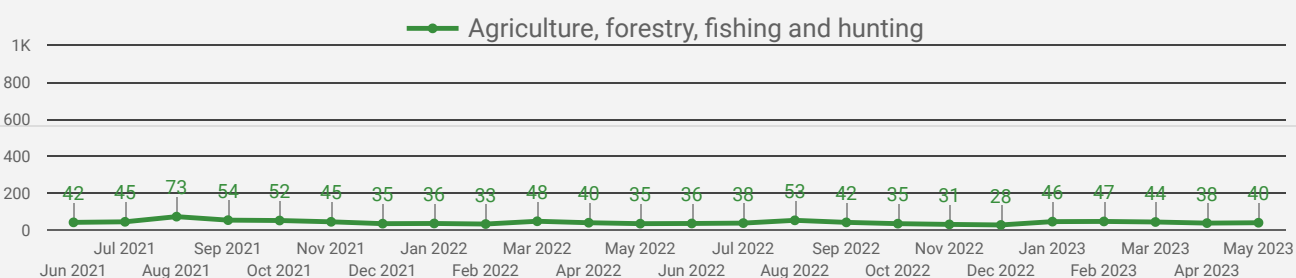
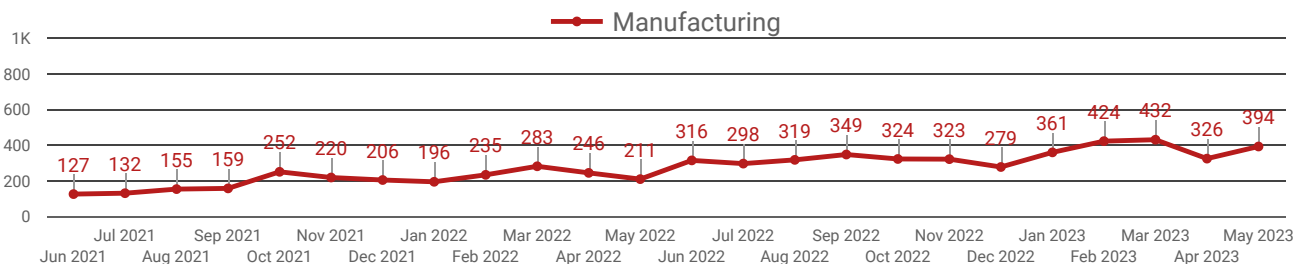
AVG & MEDIAN POSTING LENGTH BY DAYS

How long are employers having to recruit for to find candidates to fill their job vacancies?



DEMAND BY KEY SECTOR (DURHAM REGION)

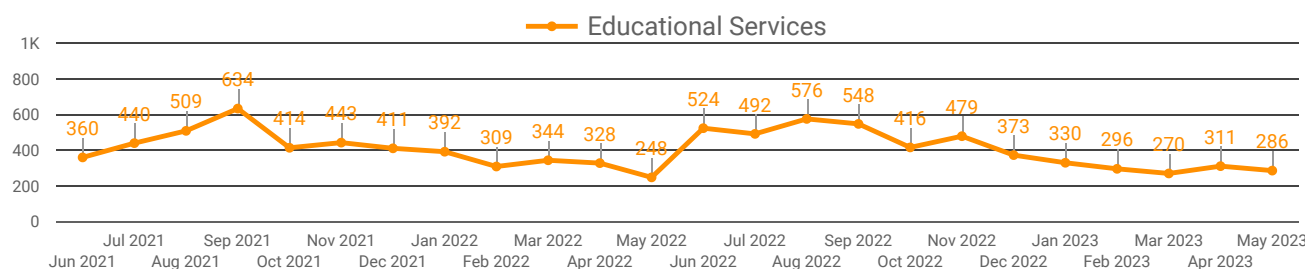
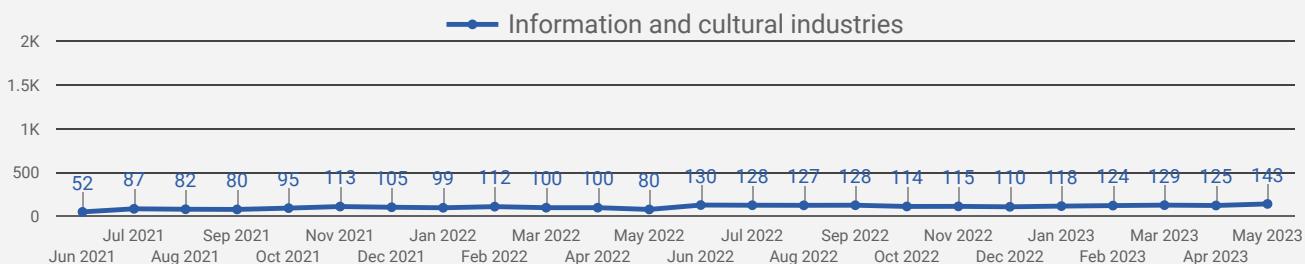
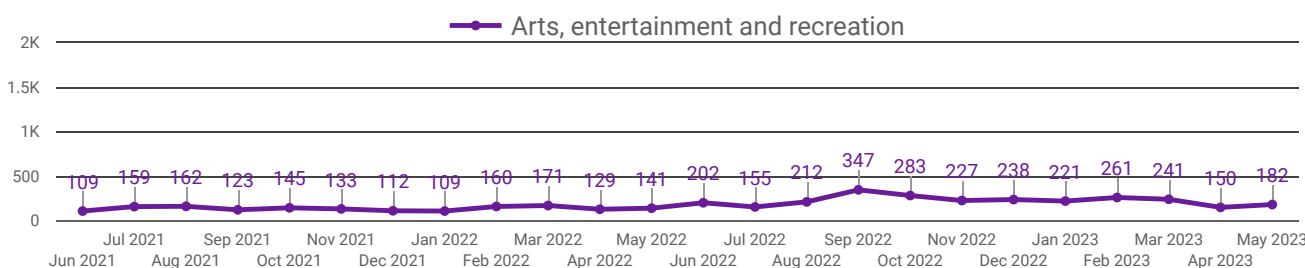
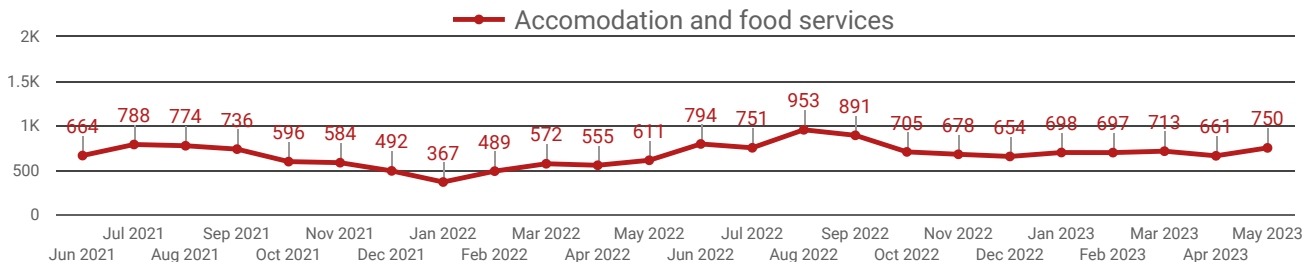
How many job postings were active for at least 1 day this month by sector?



NOTE: This graph cannot be filtered using the controls on the cover page

DEMAND BY IMPACTED SECTOR (DURHAM REGION)

How many job postings were active for at least 1 day this month by sector?

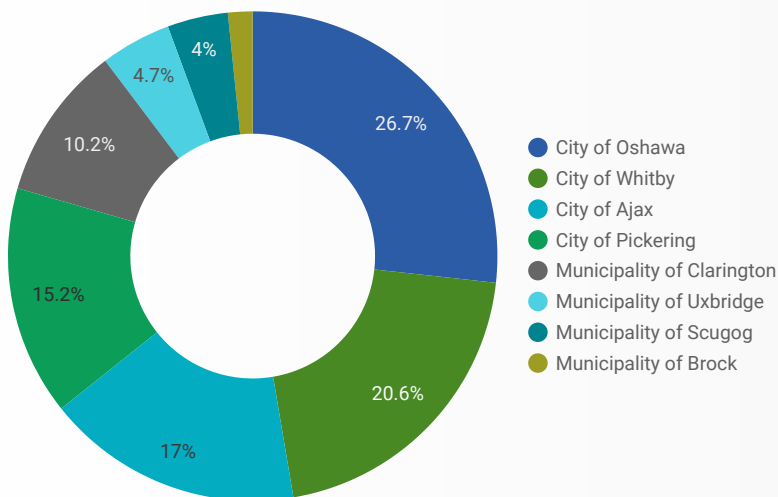


NOTE: This graph cannot be filtered using the controls on the cover page

JOB POSTINGS BY MUNICIPALITY

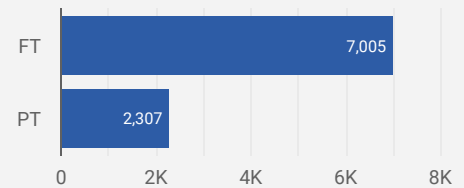
How many job postings were active for at least 1 day this month?

	MUNICIPALITY	POSTING COUNT	AVG POSTING LENGTH IN DAYS	MEDIAN POSTING LENGTH IN DAYS
1.	City of Oshawa	2,449	29.8	21
2.	City of Whitby	1,886	28.7	21
3.	City of Ajax	1,553	27.2	21
4.	City of Pickering	1,390	32.5	21
5.	Municipality of Clarington	937	28.4	21
6.	Municipality of Uxbridge	427	39.5	21
7.	Municipality of Scugog	367	30.3	21
8.	Municipality of Brock	149	37.5	21



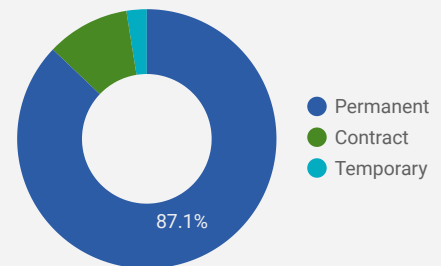
JOB TYPE

Full-time vs Part-time



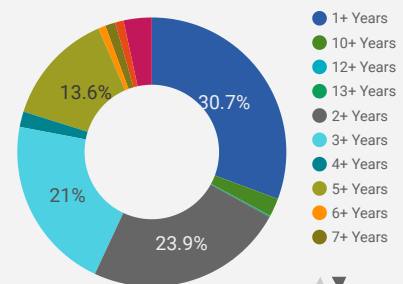
JOB DURATION

Permanency of jobs posted



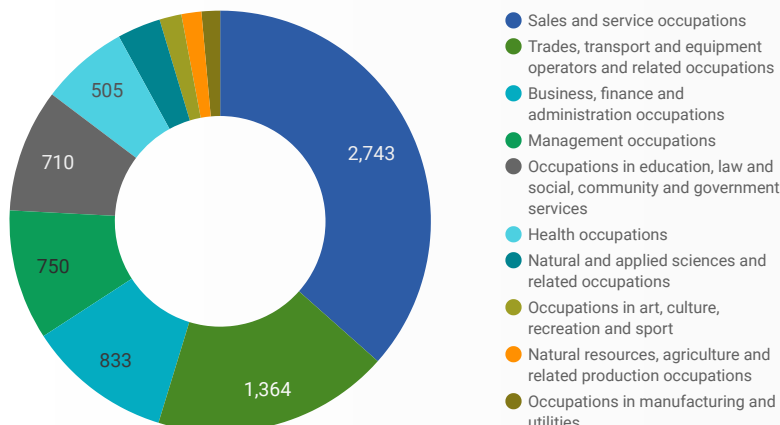
JOB EXPERIENCE LEVEL

Job Postings by Years of Experience Required



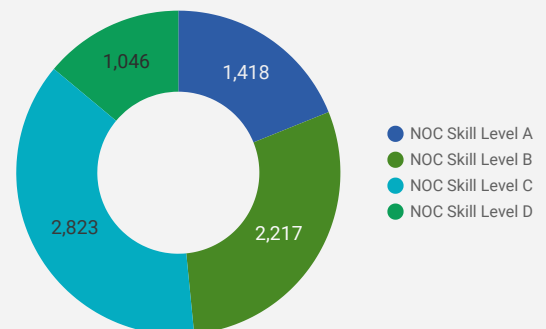
JOB POSTINGS BY JOB CATEGORY

What broad occupational category is being recruited?



JOB POSTINGS BY SKILL LEVEL

What education do occupations typically require?



Skill Level A = Usually University education | Skill Level B = Usually College education or Apprenticeship training | Skill Level C = Usually Secondary education or occupation-specific training | Skill Level D = Usually on-the-job training

TOP HIRING EMPLOYERS & AGENCIES

Who is hiring?

	COMPANY	MUNICIPALITY	POSTINGS COUNT ▾	AVG POSTING LENGTH IN DAYS	MEDIAN POSTING LENGTH IN DAYS
1.	Gordon Food Service	City of Ajax	44	25.3	21
2.	Durham College	City of Oshawa	42	24.3	21
3.	Lakeridge Health	City of Oshawa	38	23.3	21
4.	Safran Landing Systems	City of Ajax	30	22.6	21
5.	Municipality of Clarington	Municipality of Clarington	30	14.1	13
6.	The Staffing Connection	City of Ajax	29	1.7	2
7.	City of Oshawa	City of Oshawa	29	18.3	21
8.	Durham District School Board	City of Whitby	29	24.4	24
9.	The Town of Whitby	City of Whitby	28	24.4	21
10.	Whitby, Corporation of the Town of	City of Whitby	27	21.0	21
11.	City of Pickering	City of Pickering	25	21.5	21
12.	Town of Ajax	City of Ajax	25	21.2	16
13.	Great Canadian	City of Pickering	24	24.4	21
14.	Adamson Systems Engineering	Municipality of Scugog	24	22.7	21
15.	Southbridge Care Homes	City of Pickering	24	37.8	25
16.	Thermo Fisher Scientific	City of Whitby	24	20.5	21
17.	Canadian Tire	City of Whitby	24	18.9	21
18.	The Staffing Connection	City of Oshawa	24	2.0	2
19.	Thermea spa village - Whitby	City of Whitby	23	43.5	49
20.	Tetra Tech	City of Pickering	23	66.8	73
21.	Lowe's	City of Oshawa	22	43.2	14
22.	Ontario Shores Centre for Mental Health Sciences	City of Whitby	22	21.0	21
23.	Day Communications for Durham District School...	City of Whitby	22	52.8	55
24.	goeasy	City of Pickering	21	44.5	36
25.	Employmenthelp	Municipality of Uxbridge	20	null	null
26.	The Staffing Connection	Municipality of Clarington	20	1.0	1
27.	Oshawa, Corporation of the City of	City of Oshawa	20	21.0	21
28.	Durham College of Applied Arts and Technology	City of Oshawa	20	21.0	21
29.	Canlan Ice Sports Corp.	City of Oshawa	19	14.0	14

TOP HOURLY WAGES IN JOB POSTINGS

What are employers willing to pay to find the perfect candidate?

of Minimum Wage Job Postings

354

	JOB TITLE	COMPANY	LOCATION	HOURLY WAGE ▾
1.	Chiropractor	Robichaud Chiropractic & Orthotics	City of Oshawa	160 
2.	Chiropodist	Qureshy Footcare Clinic	City of Oshawa	120 
3.	Osteopath	Kinesis Physiotherapy and Rehabilitation Centre	City of Whitby	115 
4.	Speech-language Pathologist	Together in Communication	City of Whitby	115 
5.	Psychotherapists And Social Workers	Limitless psychological services	Municipality of Scugog	110 
6.	Chiropractor	Bond Health & Wellness	City of Oshawa	110 
7.	Psychotherapist	CREW Psychotherapy & Trauma Services	City of Whitby	105 
8.	Dog Groomer	Precious Pawz	City of Ajax	105 
9.	Board Certified Behaviour Analyst (c)	sidebysidetherapy.ca	City of Oshawa	105 
10.	Optometrist	McCrae Recruiting Inc.	City of Oshawa	100 
11.	Board Certified Behaviour Consultant / Remote Or In Person	Nexus Therapy	City of Ajax	100 
12.	Operations Technical Specialist	Merson Canada	Municipality of Clarington	90 
				1 - 100 / 3024 < >

TOP SALARIES IN JOB POSTINGS

What are employers willing to pay to find the perfect candidate?

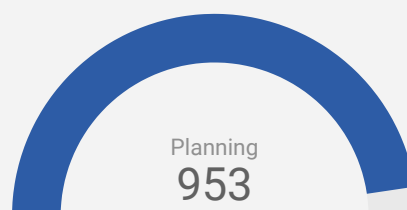
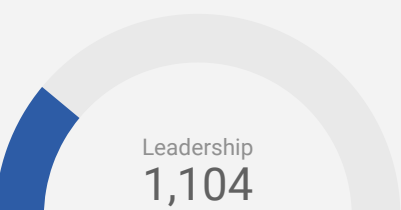
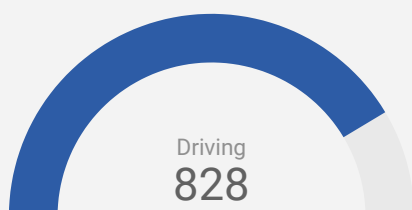
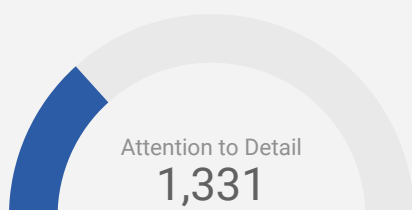
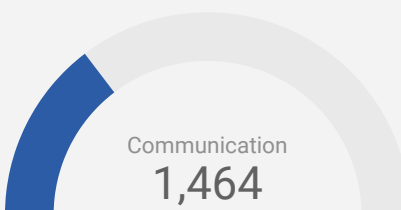
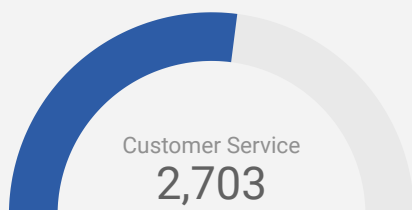
	JOB TITLE	COMPANY	LOCATION	ANNUAL SALARY ▾
1.	Associate Dentist	Dentistry	Municipality of Uxbridge	344,372 
2.	Dental Associate	Bayly Dental Clinic	City of Pickering	313,868 
3.	Awesomeness Wanted: Real Estate Sales Representative	Century 21 Fulton	City of Oshawa	272,666 
4.	Awesomeness Wanted: Real Estate Sales Representative	Century 21	City of Ajax	272,666 
5.	Owner Operator Truck Driver	Bull Run Freight Systems Inc.	City of Oshawa	257,000 
6.	Senior Regional Sales Rep	Magic Windows & Doors	City of Oshawa	250,000 
7.	Payroll Director	Cooper & Mack Payroll Recruiting	City of Ajax	200,000 
8.	Print Sales Associate	PAR PRINT GROUP INC	City of Whitby	200,000 
9.	Associate Dentist	Coryma Dental Office	City of Whitby	200,000 
10.	Sales And Leasing Representative	MICHAEL BOYER CHEVROLET CADILLAC BUICK GMC	City of Pickering	200,000 
11.	Account Executive	Distinct Insurance	City of Whitby	200,000 
				1 - 100 / 3662 < >

TOP IN-DEMAND SKILLS

How many times were these skills found in job postings?

ACTIVE JOB POSTINGS THIS MONTH

9,312



KEY JOB REQUIREMENTS

How often are these requirements desired in job postings?

ACTIVE JOB POSTINGS THIS MONTH

9,312



Driver's License
1,848



First Aid
542



Regular Access to a Vehicle
434



Criminal Record Check
493



Microsoft Office
567



Food Safety
245

TOP OCCUPATIONS BY SKILL, FREQUENCY & DURATION

What jobs are in-demand and/or hard to fill?

	4 DIGIT NOC	4 DIGIT NOC NAME	SKILL LEVEL	POSTING COUNT ▾	AVG POSTING LENGTH IN DAYS	MEDIAN POSTING LENGTH IN DAYS
1.	6421	Retail salespersons	NOC Skill Level C	675	33.4	21
2.	7452	Material handlers	NOC Skill Level C	279	21.7	21
3.	0621	Retail and wholesale trade managers	NOC Skill Level A	269	29.2	21
4.	6322	Cooks	NOC Skill Level B	255	47.3	21
5.	6552	Other customer and information services representatives	NOC Skill Level C	250	26.6	21
6.	6711	Food counter attendants kitchen helpers and related support occupations	NOC Skill Level D	217	24.8	21
7.	4412	Home support workers housekeepers and related occupations	NOC Skill Level C	199	38.0	21
8.	7511	Transport truck drivers	NOC Skill Level C	191	24.4	21
9.	6622	Store shelf stockers clerks and order fillers	NOC Skill Level D	159	22.2	21
10.	6513	Food and beverage servers	NOC Skill Level C	158	23.8	21
11.	1241	Administrative assistants	NOC Skill Level B	148	24.0	21
12.	0631	Restaurant and food service managers	NOC Skill Level A	136	34.1	21
13.	6731	Light duty cleaners	NOC Skill Level D	127	25.3	21
14.	6541	Security guards and related security service occupations	NOC Skill Level C	119	29.2	21
15.	7514	Delivery and courier service drivers	NOC Skill Level C	115	23.5	21
16.	1414	Receptionists	NOC Skill Level C	115	36.3	21
17.	4032	Elementary school and kindergarten teachers	NOC Skill Level A	112	38.5	28
18.	4212	Social and community service workers	NOC Skill Level B	100	23.9	21
19.	7611	Construction trades helpers and labourers	NOC Skill Level D	93	32.6	21
20.	8612	Landscaping and grounds maintenance labourers	NOC Skill Level D	89	25.1	21
21.	7321	Automotive service technicians truck and bus mechanics and mechanical repairers	NOC Skill Level B	89	46.6	21
22.	6311	Food service supervisors	NOC Skill Level B	78	106.1	40
23.	3233	Licensed practical nurses	NOC Skill Level B	73	35.7	21
24.	6611	Cashiers	NOC Skill Level D	72	28.6	21
25.	7612	Other trades helpers and labourers	NOC Skill Level D	70	22.1	21
26.	4214	Early childhood educators and assistants	NOC Skill Level B	70	37.9	21
27.	6211	Retail sales supervisors	NOC Skill Level B	63	59.8	24
28.	5254	Program leaders and instructors in recreation sport and fitness	NOC Skill Level B	63	28.3	21
29.	7231	Machinists and machining and tooling inspectors	NOC Skill Level B	59	21.7	21
					1 - 50 / 324	< >

JOB POSTINGS BY 3-DIGIT NATIONAL OCCUPATION CLASSIFICATION

What jobs are hard to fill and/or in-demand?

	3 DIGIT NOC	3 DIGIT NOC NAME	SKILL LEVEL	POSTING COUNT	AVG POSTING LENGTH IN DAYS	MEDIAN POSTING LENGTH IN DAYS
1.	642	Retail salespersons	NOC Skill Level C	675	33.4	21
2.	751	Motor vehicle and transit drivers	NOC Skill Level C	326	23.9	21
3.	745	Longshore workers and material handlers	NOC Skill Level C	279	21.7	21
4.	632	Chefs and cooks	NOC Skill Level B	279	47.2	21
5.	062	Retail and wholesale trade managers	NOC Skill Level A	269	29.2	21
6.	655	Customer and information services representatives	NOC Skill Level C	261	26.5	21
7.	651	Occupations in food and beverage service	NOC Skill Level C	231	26.0	21
8.	441	Home care providers and educational support occupations	NOC Skill Level C	227	40.8	22
9.	421	Paraprofessional occupations in legal, social, community and education services	NOC Skill Level B	226	27.3	21
10.	673	Cleaners	NOC Skill Level D	225	26.7	21
11.	671	Food counter attendants, kitchen helpers and related support occupations	NOC Skill Level D	217	24.8	21
12.	662	Other sales support and related occupations	NOC Skill Level D	182	22.5	21
13.	124	Office administrative assistants - general, legal and medical	NOC Skill Level B	168	27.7	21
14.	761	Trades helpers and labourers	NOC Skill Level D	163	29.1	21
15.	141	General office workers	NOC Skill Level C	150	32.9	21
16.	063	Managers in food service and accommodation	NOC Skill Level A	143	35.8	21
17.	341	Assisting occupations in support of health services	NOC Skill Level C	134	22.8	21
18.	403	Secondary and elementary school teachers and educational counsellors	NOC Skill Level A	127	38.3	28
19.	654	Security guards and related security service occupations	NOC Skill Level C	119	29.2	21
20.	122	Administrative and regulatory occupations	NOC Skill Level B	114	23.8	21
21.	323	Other technical occupations in health care	NOC Skill Level B	106	46.0	21
22.	732	Automotive service technicians	NOC Skill Level B	98	44.8	21
23.	071	Managers in customer and personal services, n.e.c.	NOC Skill Level A	95	22.6	21
24.	152	Supply chain logistics, tracking and scheduling co-ordination occupations	NOC Skill Level C	95	24.0	21
25.	631	Service supervisors	NOC Skill Level B	95	85.2	26
26.	861	Harvesting, landscaping and natural resources labourers	NOC Skill Level D	91	25.2	21
27.	723	Machining, metal forming, shaping and erecting trades	NOC Skill Level B	86	36.3	21
28.	012	Senior managers - construction, transportation, production and utilities	NOC Skill Level A	74	23.6	21
					1 - 50 / 123	< >

JOB POSTINGS BY 2-DIGIT NATIONAL OCCUPATION CLASSIFICATION

What jobs are hard to fill and/or in-demand?

	2 DIGIT NOC	2 DIGIT NOC NAME	SKILL LEVEL	POSTING COUNT	AVG POSTING LENGTH IN DAYS	MEDIAN POSTING LENGTH IN DAYS
1.	64	Sales representatives and salespersons - wholesale and retail trade	NOC Skill Level C	700	34.7	21
2.	65	Service representatives and other customer and personal services occupations	NOC Skill Level C	679	27.2	21
3.	63	Service supervisors and specialized service occupations	NOC Skill Level B	465	49.5	21
4.	67	Service support and other service occupations, n.e.c.	NOC Skill Level D	459	25.8	21
5.	06	Middle management occupations in retail and wholesale trade and customer services	NOC Skill Level A	442	31.1	21
6.	75	Transport and heavy equipment operation and related maintenance occupations	NOC Skill Level C	378	23.4	21
7.	12	Administrative and financial supervisors and administrative occupations	NOC Skill Level B	338	26.6	21
8.	74	Other installers, repairers and servicers and material handlers	NOC Skill Level C	317	22.3	21
9.	72	Industrial, electrical and construction trades	NOC Skill Level B	297	27.6	21
10.	66	Sales support occupations	NOC Skill Level D	254	24.0	21
11.	44	Care providers and educational, legal and public protection support occupations	NOC Skill Level C	232	40.3	21
12.	42	Paraprofessional occupations in legal, social, community and education services	NOC Skill Level B	226	27.3	21
13.	14	Office support occupations	NOC Skill Level C	222	28.9	21
14.	32	Technical occupations in health	NOC Skill Level B	189	40.7	21
15.	76	Trades helpers, construction labourers and related occupations	NOC Skill Level D	187	28.1	21
16.	62	Retail sales supervisors and specialized sales occupations	NOC Skill Level B	186	36.8	21
17.	73	Maintenance and equipment operation trades	NOC Skill Level B	185	47.5	21
18.	22	Technical occupations related to natural and applied sciences	NOC Skill Level B	155	28.7	21
19.	40	Professional occupations in education services	NOC Skill Level A	146	37.6	28
20.	31	Professional occupations in health (except nursing)	NOC Skill Level A	136	63.4	26
21.	34	Assisting occupations in support of health services	NOC Skill Level C	134	22.8	21
22.	11	Professional occupations in business and finance	NOC Skill Level A	115	20.4	21
23.	01	Senior managers - construction, transportation, production and utilities	NOC Skill Level A	114	23.9	21
24.	41	Professional occupations in law and social, community and government services	NOC Skill Level A	104	30.1	21
25.	15	Distribution, tracking and scheduling co-ordination occupations	NOC Skill Level C	104	23.8	21
26.	52	Technical occupations in art, culture, recreation and sport	NOC Skill Level B	101	27.8	21
27.	07	Managers in customer and personal services, n.e.c.	NOC Skill Level A	98	22.5	21
					1 - 46 / 46	< >

MULTILINGUAL JOB POSTINGS BY THE NUMBERS

ACTIVE POSTINGS: 501
NEW POSTINGS: 0
COMPANIES: 384
LANGUAGES: 11

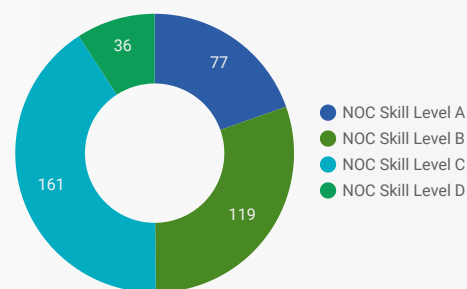
OF DAYS POSTED

AVERAGE: 24.9
MEDIAN: 21

MULTILINGUAL JOB POSTINGS BY SKILL LEVEL

What language skills are employers looking for by occupational skill level?

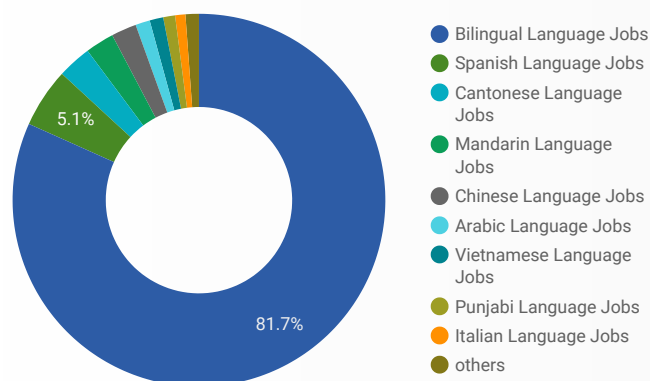
- 77 Skill Level A - Management/ Professional Occupations usually requiring University
- 119 Skill Level B - Usually college education or apprenticeship training
- 161 Skill Level C - Usually secondary education or occupation-specific training
- 36 Skill Level D - Usually on-the-job training



LANGUAGES	NOC Skill Level A	NOC Skill Level B	NOC Skill Level C	NOC Skill Level D
Bilingual Lang...	65	99	145	35
Spanish Lang...	3	6	2	
Cantonese La...	1	2	6	
Mandarin Lan...	1	3	3	
Italian Langu...	1	4	1	
Chinese Lang...	3	1	1	
Japanese Lan...		2		1

LANGUAGE SKILLS BREAKDOWN

Which kinds of language skills do employers seek?



LANGUAGES	POSTING COUNT
1. Bilingual Language Jobs	443
2. Spanish Language Jobs	13
3. Cantonese Language Jobs	10
4. Italian Language Jobs	7
5. Mandarin Language Jobs	7
6. Chinese Language Jobs	7
1 - 11 / 11	

Post Date Timeline of this Month's Active Job Postings



LANGUAGE SKILLS BEING RECRUITED BY JOB CATEGORY

What language skills are sought by 1-Digit NOC?

BROAD OCCUPATIONAL CATEGORY	Bilingual ...	Spanish ...	Cantonese...	Mandarin...	Italian La...	Chinese ...	Grand total
Business, finance and administration occup...	55	8	1	6		2	74
Health occupations	16		1				17
Management occupations	37	1			1	1	40
Natural and applied sciences and related o...	13						13
Natural resources, agriculture and related p...	4						4
Occupations in art, culture, recreation and s...	3						4
Occupations in education, law and social, c...	40			1	1		43
Occupations in manufacturing and utilities	4						4
Sales and service occupations	128	2	7		4	2	149
Trades, transport and equipment operators ...	44						45
Grand total	344	11	9	7	6	5	393

MULTILINGUAL JOB POSTINGS BY MUNICIPALITY

What language skills are sought by 4-Digit NOC?

	MUNICIPALITY	JOB LANGUAGES	AVG POSTING LENGTH IN DAYS	MEDIAN POSTING LENGTH IN DAYS
1.	City of Oshawa	150	29.8	21
2.	City of Ajax	96	27.2	21
3.	City of Pickering	91	32.5	21
4.	City of Whitby	61	28.7	21
5.	Municipality of Clarington	58	28.4	21
6.	Municipality of Uxbridge	16	39.5	21
7.	Municipality of Scugog	14	30.3	21
8.	Municipality of Brock	8	37.5	21



LANGUAGE DEMAND BY JOB

What language skills are sought by 4-Digit NOC?

4 DIGIT NOC NAME	POSTINGS
1. Retail salespersons	40
2. Other customer and information services rep...	25
3. Cooks	18
4. Retail and wholesale trade managers	17
5. Transport truck drivers	13
6. Social and community service workers	12
7. Home support workers housekeepers and re...	10
8. Food and beverage servers	10
9. Accounting and related clerks	9
10. Administrative assistants	9
11. Light duty cleaners	8
12. Food counter attendants kitchen helpers an...	8
13. Receptionists	7
14. Security guards and related security service ...	7
15. Storekeepers and partspersons	6
16. Corporate sales managers	6
17. Material handlers	6
18. Professional occupations in advertising mar...	6
19. Licensed practical nurses	5
20. Early childhood educators and assistants	5
21. Purchasing agents and officers	5
22. Supervisors finance and insurance office wo...	4
23. General office support workers	4
24. Cashiers	4
25. Legal administrative assistants	4
26. Bartenders	4
27. Restaurant and food service managers	4
28. Delivery and courier service drivers	4
29. Financial sales representatives	4
30. Human resources professionals	4
31. Insurance real estate and financial brokerag...	4
1 - 100 / 111	< >

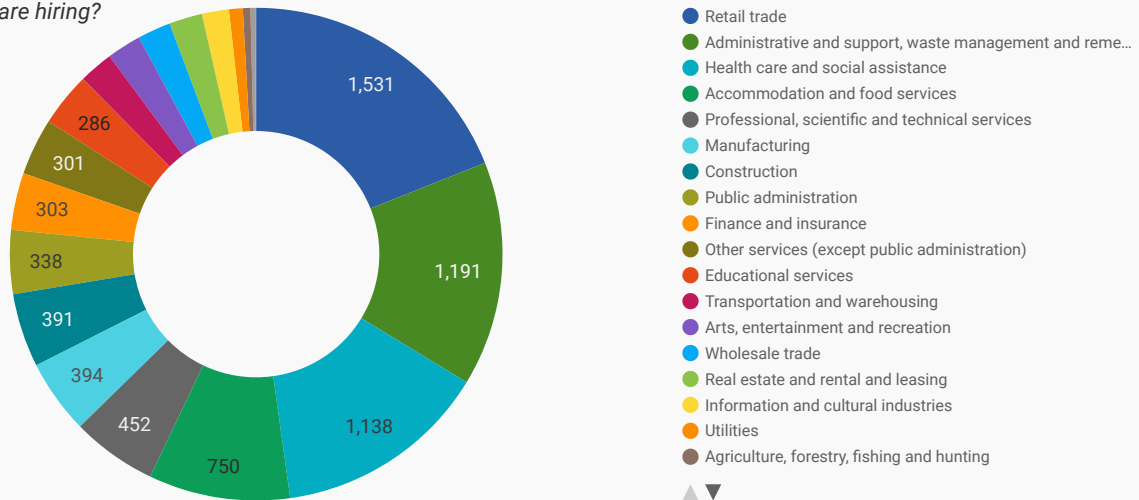
MULTILINGUAL HIRING EMPLOYERS

Which employers are seeking multilingual candidates?

COMPANY	POSTINGS
1. Phoenix AMD International Inc.	11
2. Municipal Property Assessment Corporation	9
3. Phoenix A.M.D. International Inc.	8
4. Safran Landing Systems	7
5. Intact	7
6. Laura Canada	5
7. Generations Cleaning (whitby)	5
8. Lush Handmade Cosmetics	3
9. goeasy	3
10. Concentrix	3
11. Lenbook Group of Companies	3
12. Alliance Group & Staffing	3
13. Boutique La Vie En Rose	3
14. LUSH Handmade Cosmetics Ltd.	3
15. Swiss Chalet/Harvey's	3
16. Southbridge Care Homes	3
17. Core Industrial Gases	2
18. Relieve-Me Home Support Services	2
19. Papas pizzaland	2
20. Kerr Industries	2
21. Truck It Personnel Services Inc	2
22. Diamonds Lounge	2
23. Prestige Carpet & Duct Cleaning Inc.	2
24. Rossland Diagnostic Clinic	2
25. Farm Boy Inc.	2
26. East Penn Canada	2
27. ProScan Media Products Ltd.	2
28. Kinark Child & Family Services	2
29. Santa'Ville	2
30. Beaverton Golf Course	2
1 - 50 / 384	< >

TOP HIRING SECTORS BY 2-DIGIT NAICS CODE

What sectors are hiring?



	2-DIGIT NAICS LABEL	NAICS CODE	POSTING COUNT	AVG POSTING LENGTH IN DAYS	MEDIAN POSTING LENGTH IN DAYS
1.	Retail trade	44-45	1,531	28.6	21
2.	Administrative and support, waste management and remediation services	56	1,191	26.2	21
3.	Health care and social assistance	62	1,138	35.2	21
4.	Accommodation and food services	72	750	36.4	21
5.	Professional, scientific and technical services	54	452	33.3	21
6.	Manufacturing	31-33	394	26.8	21
7.	Construction	23	391	28.2	21
8.	Public administration	91	338	28.2	21
9.	Finance and insurance	52	303	27.6	21
10.	Other services (except public administration)	81	301	36.4	21
11.	Educational services	61	286	28.3	21
12.	Transportation and warehousing	48-49	182	29.3	21
13.	Arts, entertainment and recreation	71	182	29.4	21
14.	Wholesale trade	41	176	27.9	21
15.	Real estate and rental and leasing	53	176	32.4	21
16.	Information and cultural industries	51	143	26.8	21
17.	Utilities	22	73	20.7	21
18.	Agriculture, forestry, fishing and hunting	11	40	34.9	24
19.	Management of companies and enterprises	55	26	21.2	21
20.	Mining, quarrying, and oil and gas extraction	21	4	95.7	36

NOTE: NAICS code 56 includes Employment Agencies. Manufacturing includes codes 31-33, Retail Trade includes codes 44-45 and Transportation and Warehousing includes codes 48-49.

TOP HIRING SECTORS BY 3-DIGIT NAICS CODE

What sectors are hiring?

	3-DIGIT NAICS LABEL	NAICS CODE	POSTING COUNT ▾	AVG POSTING LENGTH IN DAYS	MEDIAN POSTING LENGTH IN DAYS
1.	Administrative and support services	561	1,121	25.9	21
2.	Food services and drinking places	722	709	36.8	21
3.	Ambulatory health care services	621	565	37.4	21
4.	Professional, scientific and technical services	541	452	33.3	21
5.	Nursing and residential care facilities	623	332	36.4	21
6.	Local, municipal and regional public administration	913	297	28.4	21
7.	Educational services	611	286	28.3	21
8.	Food and beverage stores	445	270	27.8	21
9.	Clothing and clothing accessories stores	448	251	27.3	21
10.	Specialty trade contractors	238	240	29.7	21
11.	Motor vehicle and parts dealers	441	229	28.1	21
12.	General merchandise stores	452	203	23.9	21
13.	Social assistance	624	200	28.3	21
14.	Credit intermediation and related activities	522	169	22.6	21
15.	Amusement, gambling and recreation industries	713	164	26.4	21
16.	Health and personal care stores	446	141	40.7	21
17.	Personal and laundry services	812	140	37.0	21
18.	Miscellaneous store retailers	453	135	25.3	21
19.	Insurance carriers and related activities	524	118	35.3	21
20.	Real estate	531	112	25.2	21
21.	Construction of buildings	236	109	25.0	21
22.	Building material and garden equipment and supplies dealers	444	109	33.4	21
23.	Truck transportation	484	100	27.9	21
24.	Repair and maintenance	811	94	41.9	21
25.	Transportation equipment manufacturing	336	94	22.8	21
26.	Telecommunications	517	87	28.9	21
27.	Food, beverage and tobacco merchant wholesalers	413	86	27.3	21
28.	Furniture and home furnishings stores	442	80	40.6	21
29.	Utilities	221	73	20.7	21
30.	Waste management and remediation services	562	70	30.6	21
31.	Religious, grant-making, civic, and professional and similar organizations	813	60	19.8	21
					1 - 50 / 91 < >

TOP HIRING SECTORS BY 4-DIGIT NAICS CODE

What sectors are hiring?

	4-DIGIT NAICS LABEL	NAICS CODE	POSTING COUNT ▾	AVG POSTING LENGTH IN DAYS	MEDIAN POSTING LENGTH IN DAYS
1.	Employment services	5613	723	23.7	21
2.	Full-service restaurants and limited-service eating places	7225	667	37.5	21
3.	Other local, municipal and regional public administration	9139	295	28.5	21
4.	Services to buildings and dwellings	5617	255	27.6	21
5.	Grocery stores	4451	240	25.4	21
6.	Community care facilities for the elderly	6233	215	35.8	21
7.	Clothing stores	4481	205	27.5	21
8.	Architectural, engineering and related services	5413	168	31.1	21
9.	Automobile dealers	4411	154	30.3	21
10.	Home health care services	6216	151	28.5	21
11.	Health and personal care stores	4461	141	40.7	21
12.	Offices of dentists	6212	139	34.0	21
13.	Other amusement and recreation industries	7139	133	26.9	21
14.	Depository credit intermediation	5221	124	18.3	21
15.	Department stores	4521	119	20.4	21
16.	Building equipment contractors	2382	112	28.0	21
17.	Out-patient care centres	6214	112	25.0	21
18.	Agencies, brokerages and other insurance related activities	5242	112	35.1	21
19.	Elementary and secondary schools	6111	110	29.3	21
20.	Personal care services	8121	108	38.6	21
21.	Offices of other health practitioners	6213	103	60.9	21
22.	Building material and supplies dealers	4441	98	32.3	21
23.	Individual and family services	6241	97	21.1	21
24.	Wired and wireless telecommunications carriers(except satellite)	5173	84	29.3	21
25.	Other general merchandise stores	4529	84	29.9	21
26.	Investigation and security services	5616	84	32.9	21
27.	Nursing care facilities	6231	84	40.4	21
28.	Food merchant wholesalers	4131	81	25.9	21
29.	Other schools and instruction	6116	80	32.8	21
30.	General freight trucking	4841	77	26.3	21
31.	Residential building construction	2361	77	24.1	21
					1 - 50 / 235 < >

TOP HIRING SECTORS BY 5-DIGIT NAICS CODE

What sectors are hiring?

	5-DIGIT NAICS LABEL	NAICS CODE	POSTING COUNT ▾	AVG POSTING LENGTH IN DAYS	MEDIAN POSTING LENGTH IN DAYS
1.	Employment placement agencies and executive search services	56131	703	24.0	21
2.	Full-service restaurants and limited-service eating places	72251	667	37.5	21
3.	Other local, municipal and regional public administration	91391	295	28.5	21
4.	Supermarkets and other grocery (except convenience) stores	44511	233	25.5	21
5.	Community care facilities for the elderly	62331	215	35.8	21
6.	Engineering services	54133	154	31.8	21
7.	Home health care services	62161	151	28.5	21
8.	Landscaping services	56173	145	29.4	21
9.	Offices of dentists	62121	139	34.0	21
10.	New car dealers	44111	129	31.7	21
11.	Banking	52211	121	18.1	21
12.	Department stores	45211	119	20.4	21
13.	Elementary and secondary schools	61111	110	29.3	21
14.	Wired and wireless telecommunications carriers (except satellite)	51731	84	29.3	21
15.	All other general merchandise stores	45299	84	29.9	21
16.	Nursing care facilities	62311	84	40.4	21
17.	Insurance agencies and brokerages	52421	84	37.6	21
18.	Hardware stores	44413	80	31.3	21
19.	Fitness and recreational sports centres	71394	80	25.6	21
20.	General-line food merchant wholesalers	41311	79	25.9	21
21.	Janitorial services	56172	78	25.6	21
22.	Women's clothing stores	44812	78	30.4	21
23.	Residential building construction	23611	77	24.1	21
24.	Child day-care services	62441	77	33.5	22
25.	Other out-patient care centres	62149	77	22.4	21
26.	Community colleges and C.E.G.E.P.s	61121	75	22.6	21
27.	Hair care and esthetic services	81211	74	36.2	21
28.	Plumbing, heating and air-conditioning contractors	23822	73	29.0	21
29.	Pharmacies and drug stores	44611	71	41.1	21
30.	Management consulting services	54161	61	51.8	21
31.	Investigation, guard and armoured car services	56161	61	36.9	21
1 - 50 / 383					< >

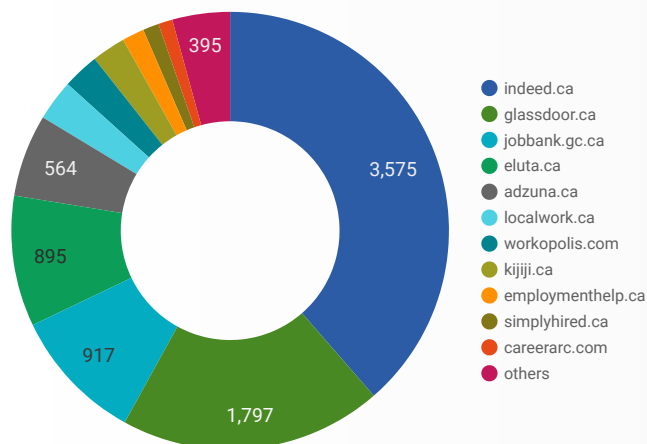
TOP HIRING SECTORS BY 6-DIGIT NAICS CODE

What sectors are hiring?

	6-DIGIT NAICS LABEL	NAICS CODE	POSTING COUNT ↓	AVG POSTING LENGTH IN DAYS	MEDIAN POSTING LENGTH IN DAYS
1.	Employment placement agencies and executive search services	561310	703	24.0	21
2.	Limited-service eating places	722512	359	39.6	21
3.	Full-service restaurants	722511	308	35.1	21
4.	Other local, municipal and regional public administration	913910	295	28.5	21
5.	Supermarkets and other grocery (except convenience) stores	445110	233	25.5	21
6.	Community care facilities for the elderly	623310	215	35.8	21
7.	Engineering services	541330	154	31.8	21
8.	Home health care services	621610	151	28.5	21
9.	Landscaping services	561730	145	29.4	21
10.	Offices of dentists	621210	139	34.0	21
11.	New car dealers	441110	129	31.7	21
12.	Department stores	452110	119	20.4	21
13.	Elementary and secondary schools	611110	110	29.3	21
14.	Personal and commercial banking industry	522111	107	18.5	21
15.	Nursing care facilities	623110	84	40.4	21
16.	Wired and wireless telecommunications carriers (except satellite)	517310	84	29.3	21
17.	Insurance agencies and brokerages	524210	84	37.6	21
18.	Fitness and recreational sports centres	713940	80	25.6	21
19.	Hardware stores	444130	80	31.3	21
20.	General-line food merchant wholesalers	413110	79	25.9	21
21.	Women's clothing stores	448120	78	30.4	21
22.	Residential building construction	236110	77	24.1	21
23.	Child day-care services	624410	77	33.5	22
24.	Community health centres	621494	77	22.4	21
25.	Community colleges and C.E.G.E.P.s	611210	75	22.6	21
26.	Janitorial services (except window cleaning)	561722	75	25.8	21
27.	Plumbing, heating and air-conditioning contractors	238220	73	29.0	21
28.	Pharmacies and drug stores	446110	71	41.1	21
29.	Furniture stores	442110	59	43.3	21
30.	Security guard and patrol services	561612	58	38.5	21
31.	Hydro electric power generation	491111	58	22.2	21

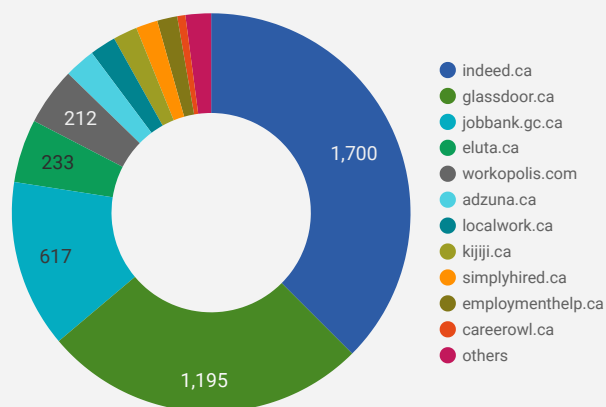
JOB POSTINGS BY JOB BOARD

What share of unique job postings appear on each job board?



COMPANIES BY JOB BOARD

What share of unique job postings appear on each job board?



JOB POSTING DETAILS BY JOB BOARD

How does job posting activity differ by job board?

	JOB BOARD	POSTING COUNT ▾	AVG POSTING LENGTH IN DAYS	MEDIAN POSTING LENGTH IN DAYS	# OF COMPANIES
1.	indeed.ca	3,575	27.4	21	1,700
2.	glassdoor.ca	1,797	21.0	21	1,195
3.	jobbank.gc.ca	917	101.1	63	617
4.	eluta.ca	895	21.0	21	233
5.	adzuna.ca	564	14.0	14	114
6.	localwork.ca	280	9.9	4	96
7.	workopolis.com	249			212
8.	kijiji.ca	231	15.8	16	89
9.	employmenthelp.ca	152			74
10.	simplyhired.ca	110	20.7	21	80
11.	careerarc.com	97	66.7	35	11
12.	network.applytoeducation.com	65	22.8	24	4
13.	jobillico.com	61	21.1	11	17
14.	careerowl.ca	49	157.7	170	30
15.	careerbuilder.ca	44	89.2	92	18
16.	rncareers.ca	41	33.7	25	14
17.	randstad.ca	27	36.1	31	1