

# JOB DEMAND REPORT

## APRIL 2023

### HIGHLIGHTS

#### JOB POSTINGS BY THE NUMBERS

POSTING COUNT	NEW THIS MONTH	COMPANIES	JOB BOARDS
8,052	4,056	3,437	36

#### # OF DAYS POSTED

AVERAGE	MEDIAN
25.7	21

### REPORT BUILDER

The default filter selection below will show all job demand data for the month. You can use the filters to create a customized report for the purpose of understanding a subset of the data.

#### OCCUPATION FILTERS

SKILL TYPE NAME / 1-DIGIT NOC	▼
MAJOR GROUP / 2-DIGIT NOC	▼
MINOR GROUP / 3-DIGIT NOC	▼
UNIT GROUP / 4-DIGIT NOC	▼
SKILL LEVEL	▼
JOB TYPE	▼
JOB DURATION	▼
ADDITIONAL LANGUAGE	▼
SPECIFIC JOB TAGS	▼

#### INDUSTRY/SECTOR FILTERS

HIRING SECTOR BY 2-DIGIT NAICS CODE	▼
HIRING SECTOR BY 3-DIGIT NAICS CODE	▼
HIRING SECTOR BY 4-DIGIT NAICS CODE	▼
HIRING SECTOR BY 5-DIGIT NAICS CODE	▼
HIRING SECTOR BY 6-DIGIT NAICS CODE	▼

#### OTHER FILTERS

MUNICIPALITY	▼
JOB BOARD	▼

NOC = National Occupation Classification | NAICS = North American Industry Classification System

Page 1 of 20

#### Source:

Job posting data collected by Durham Workforce Authority from job boards and employer websites who recruit candidates in Durham Region.

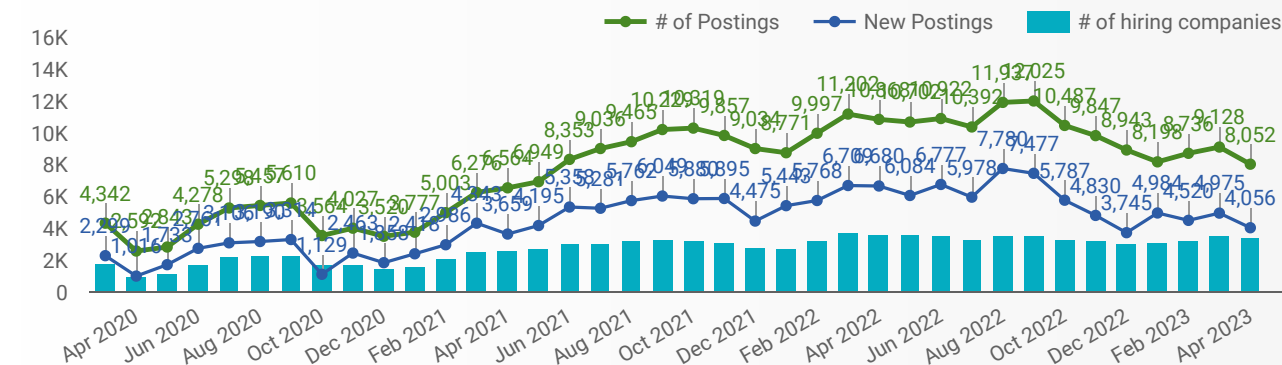


This Employment Ontario service is funded in part by the Government of Canada and the Government of Ontario.

Ce service Emploi Ontario est financé en partie par le gouvernement du Canada et le gouvernement de l'Ontario.

## JOB POSTINGS BY MONTH FOR DURHAM REGION

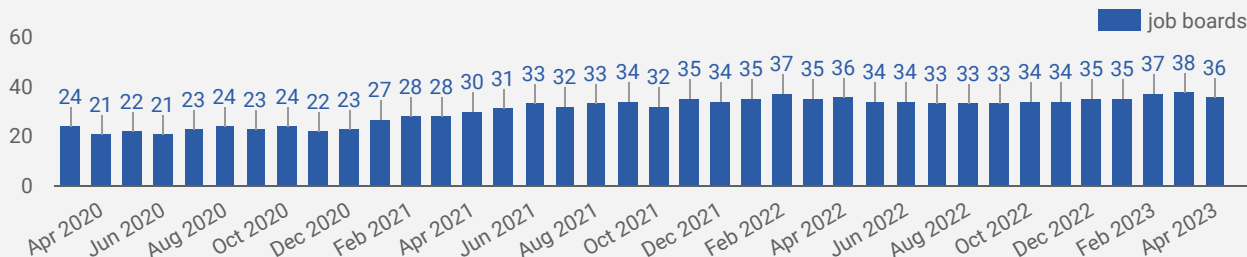
How many job postings were active for at least 1 day this month?



NOTE: This graph cannot be filtered using the controls on the cover page

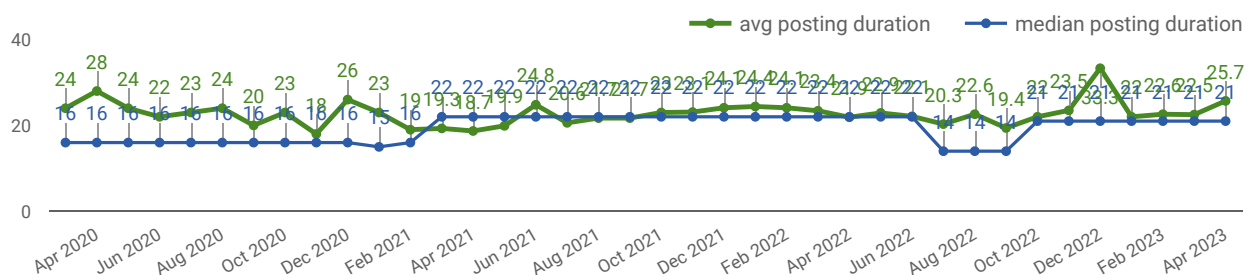
## NUMBER OF ACTIVE JOB BOARDS

How many job postings were active for at least 1 day this month on these job boards?



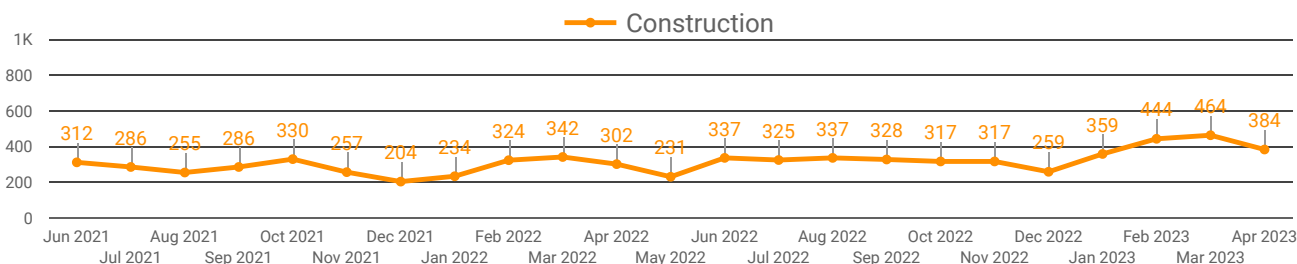
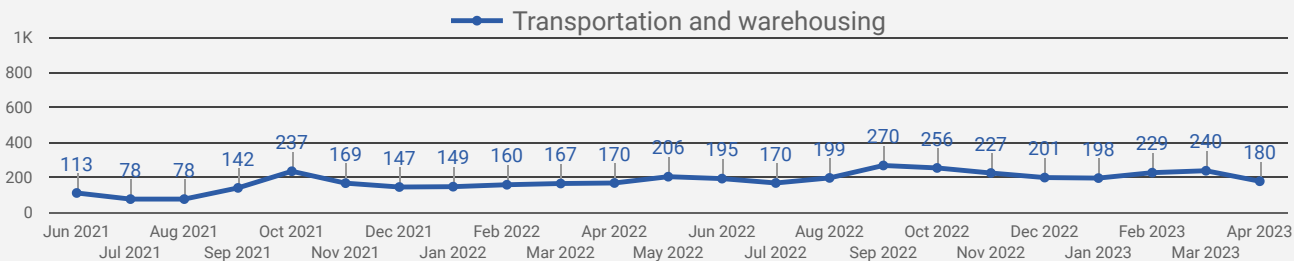
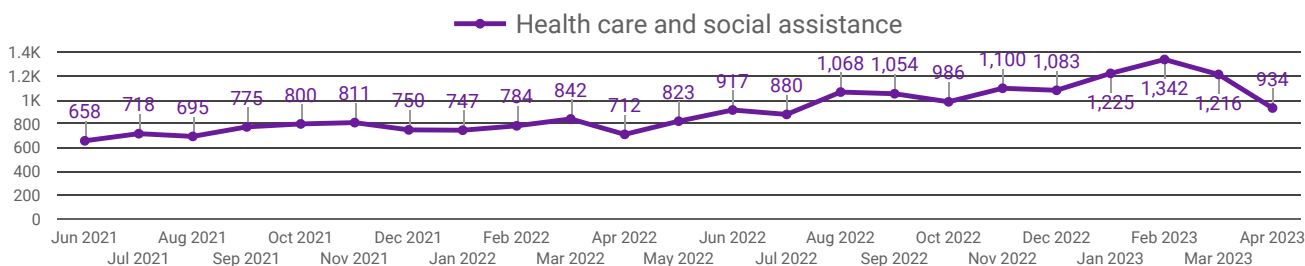
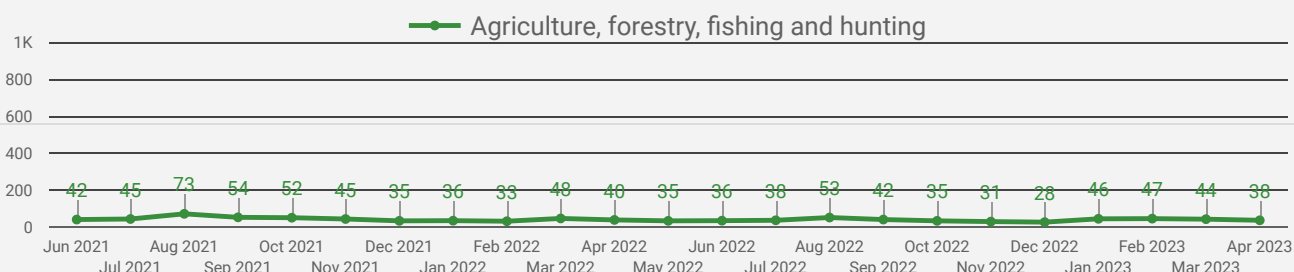
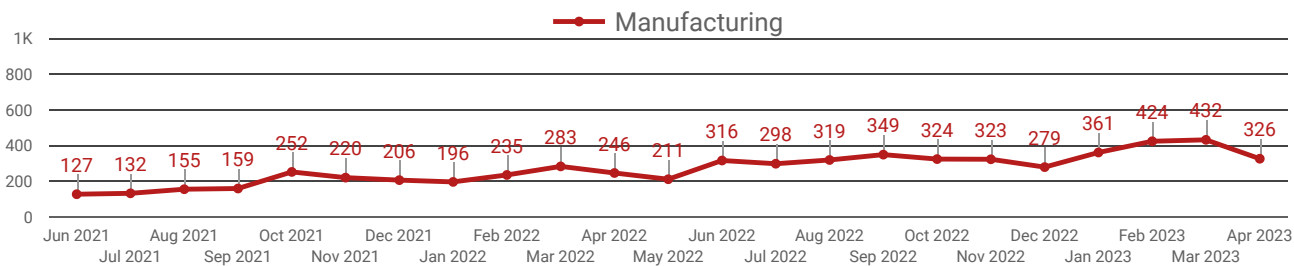
## AVG & MEDIAN POSTING LENGTH BY DAYS

How long are employers having to recruit for to find candidates to fill their job vacancies?



## DEMAND BY KEY SECTOR (DURHAM REGION)

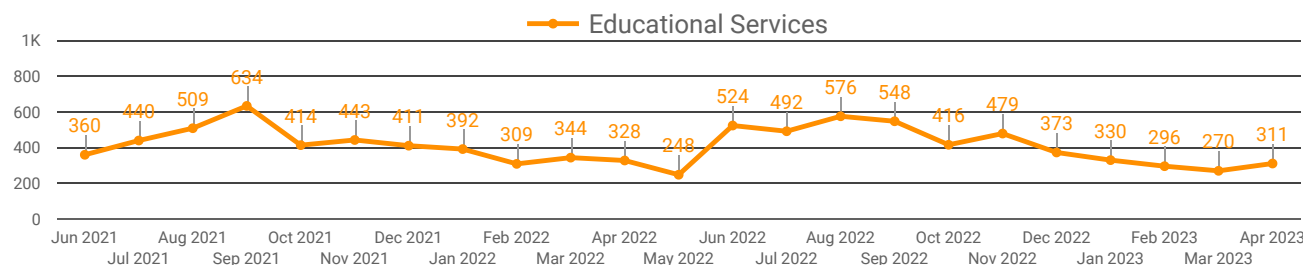
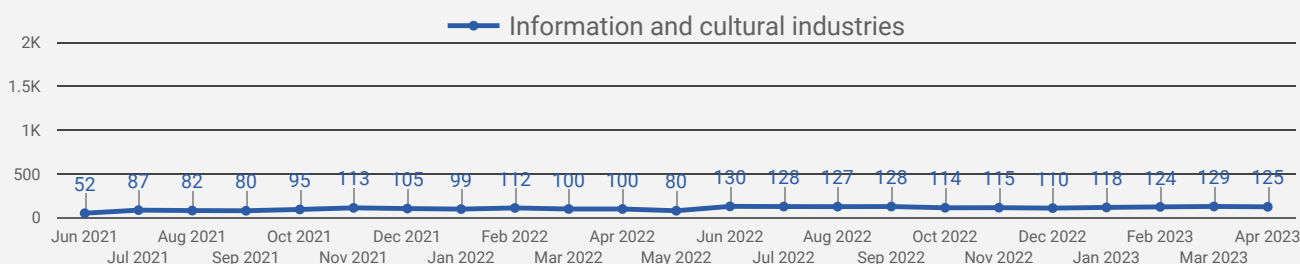
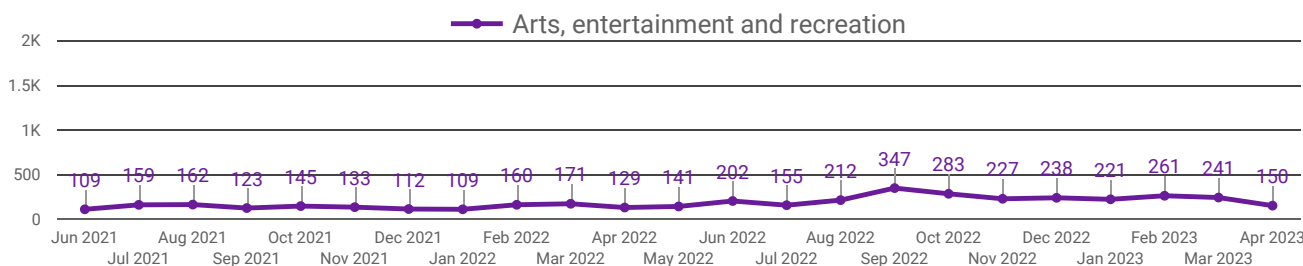
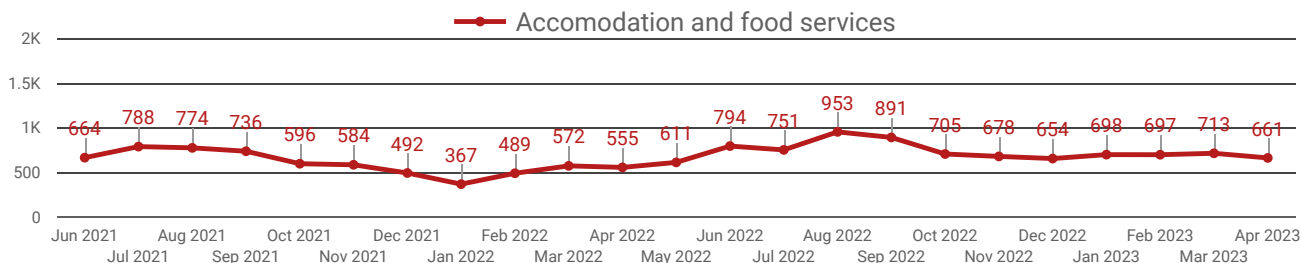
How many job postings were active for at least 1 day this month by sector?



NOTE: This graph cannot be filtered using the controls on the cover page

## DEMAND BY IMPACTED SECTOR (DURHAM REGION)

How many job postings were active for at least 1 day this month by sector?

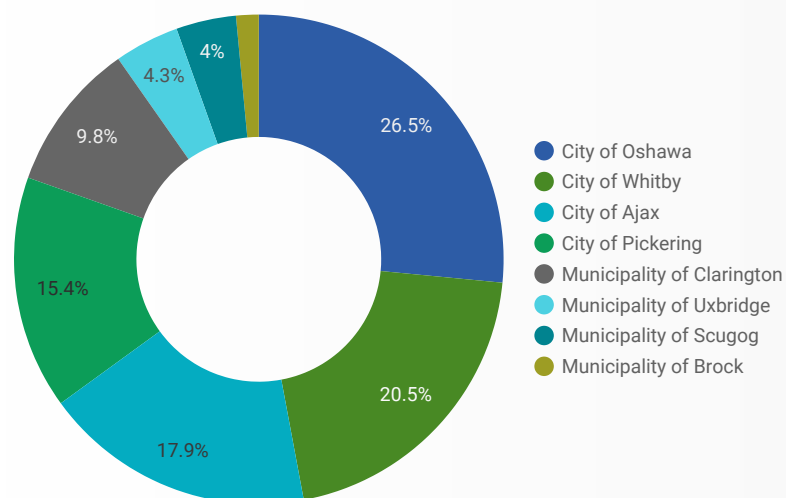


NOTE: This graph cannot be filtered using the controls on the cover page

## JOB POSTINGS BY MUNICIPALITY

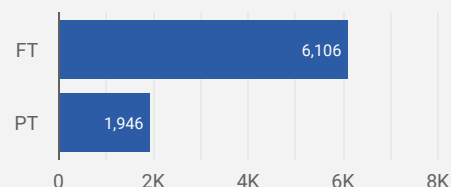
How many job postings were active for at least 1 day this month?

	MUNICIPALITY	POSTING COUNT	AVG POSTING LENGTH IN DAYS	MEDIAN POSTING LENGTH IN DAYS
1.	City of Oshawa	2,095	22.8	21
2.	City of Whitby	1,622	22.0	21
3.	City of Ajax	1,417	29.1	21
4.	City of Pickering	1,218	31.7	21
5.	Municipality of Clarington	778	20.7	21
6.	Municipality of Uxbridge	338	21.5	21
7.	Municipality of Scugog	313	42.4	21
8.	Municipality of Brock	118	33.2	21



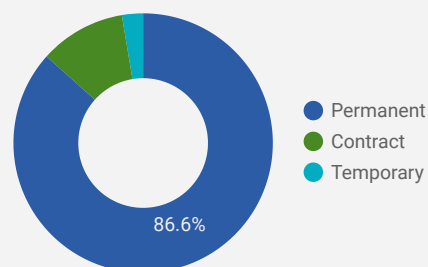
## JOB TYPE

Full-time vs Part-time



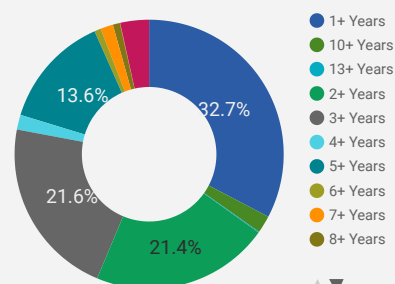
## JOB DURATION

Permanency of jobs posted



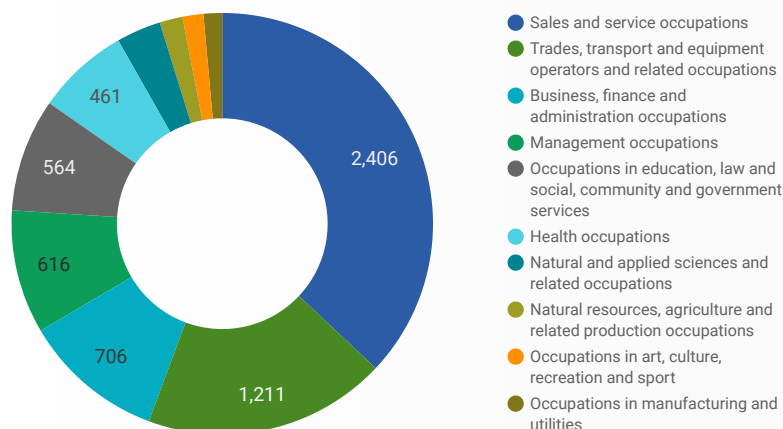
## JOB EXPERIENCE LEVEL

Job Postings by Years of Experience Required



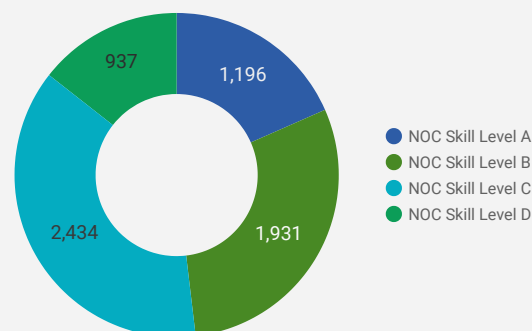
## JOB POSTINGS BY JOB CATEGORY

What broad occupational category is being recruited?



## JOB POSTINGS BY SKILL LEVEL

What education do occupations typically require?



Skill Level A = Usually University education | Skill Level B = Usually College education or Apprenticeship training | Skill Level C = Usually Secondary education or occupation-specific training | Skill Level D = Usually on-the-job training

## TOP HIRING EMPLOYERS & AGENCIES

Who is hiring?

	COMPANY	MUNICIPALITY	POSTINGS COUNT ▾	AVG POSTING LENGTH IN DAYS	MEDIAN POSTING LENGTH IN DAYS
1.	Durham District School Board	City of Whitby	38	17.9	13
2.	Durham College	City of Oshawa	37	20.1	21
3.	Lakeridge Health	City of Oshawa	36	21.0	21
4.	Town of Ajax	City of Ajax	35	373.4	349
5.	Gordon Food Service	City of Ajax	30	21.0	21
6.	Safran Landing Systems	City of Ajax	30	21.0	21
7.	Thermo Fisher Scientific	City of Whitby	29	20.6	21
8.	Tetra Tech	City of Pickering	27	22.1	21
9.	Municipality of Clarington	Municipality of Clarington	25	12.5	13
10.	City of Pickering	City of Pickering	25	226.8	339
11.	Durham College of Applied Arts and Technology	City of Oshawa	24	21.0	21
12.	Ontario Shores Centre for Mental Health Sciences	City of Whitby	20	21.0	21
13.	Adamson Systems Engineering	Municipality of Scugog	20	21.0	21
14.	Employmenthelp	Municipality of Uxbridge	20	null	null
15.	Lowe's	City of Whitby	19	19.2	21
16.	Lowe's	City of Oshawa	19	21.0	21
17.	City of Oshawa	City of Oshawa	19	13.0	10
18.	Durham District School Board	City of Oshawa	19	8.9	8
19.	Peterborough Victoria Northumberland and Clarington Catholic DSB	Municipality of Clarington	18	19.9	6
20.	goeasy	City of Pickering	18	22.8	21
21.	The Town of Whitby	City of Whitby	18	21.0	21
22.	Durham District School Board	City of Ajax	18	11.9	8
23.	Great Canadian	Municipality of Scugog	17	20.7	21
24.	Thermo Fisher Scientific, Inc.	City of Whitby	16	25.5	29
25.	Ontario Shores Centre for Mental Health Services	City of Whitby	16	16.9	14
26.	Ontario Power Generation	City of Pickering	16	23.6	21
27.	Walmart Canada	City of Oshawa	16	19.0	21
28.	Ontario Power Generation	Municipality of Clarington	15	21.0	21
1 - 50 / 4124 < >					

## TOP HOURLY WAGES IN JOB POSTINGS

What are employers willing to pay to find the perfect candidate?

# of Minimum Wage Job Postings

278

	JOB TITLE	COMPANY	LOCATION	HOURLY WAGE ▾
1.	Chiropractor	Robichaud Chiropractic & Orthotics	City of Oshawa	160 
2.	Osteopath	Kinesis Physiotherapy and Rehabilitation Centre	City of Whitby	115 
3.	Psychotherapist	CREW Psychotherapy & Trauma Services	City of Whitby	105 
4.	Dog Groomer	Precious Pawz	City of Ajax	105 
5.	Board Certified Behaviour Analyst (c)	sidebysidetherapy.ca	City of Oshawa	105 
6.	Speech-language Pathologist	Speech Stars	City of Ajax	100 
7.	Speech Language Pathologist	Speech Associates	Municipality of Scugog	100 
8.	Optometrist	McCrae Recruiting Inc.	City of Oshawa	100 
9.	Child Therapist/ Play Therapist	ACCESS Psychology	Municipality of Scugog	100 
10.	Speech-language Pathologist	Shine Bright Pediatric Services	City of Whitby	97 
11.	Social Worker	CBT Wellness & Virtual Services	City of Pickering	88 
12.	Board Certified Behaviour Analyst/bcba	KIDZ AUTISM AND SPEECH CLINIC	City of Oshawa	85 
				1 - 100 / 2535 < >

## TOP SALARIES IN JOB POSTINGS

What are employers willing to pay to find the perfect candidate?

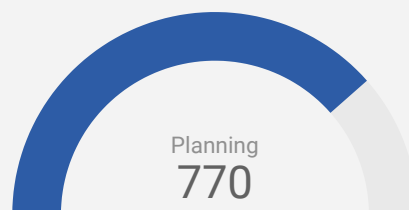
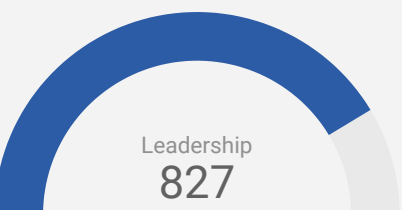
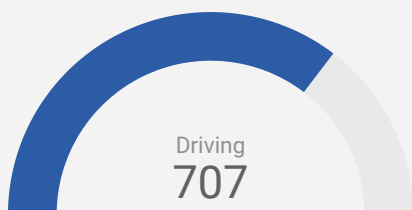
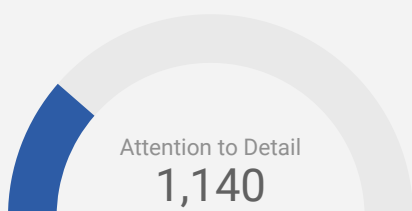
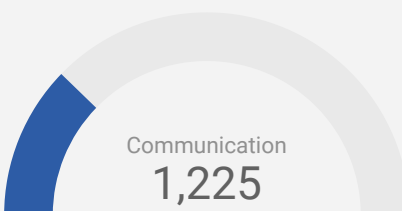
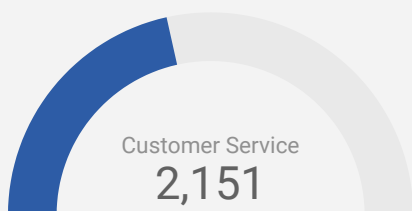
	JOB TITLE	COMPANY	LOCATION	ANNUAL SALARY ▾
1.	Regional Sales Closer	Provincial Smart Home Services	City of Ajax	330,249 
2.	Sales Agent	Factory Care	City of Ajax	300,000 
3.	Real Estate Agent	Allure Real Estate Firm	City of Ajax	300,000 
4.	Awesomeness Wanted: Real Estate Sales Representative	Century 21	City of Ajax	272,666 
5.	Awesomeness Wanted: Real Estate Sales Representative	Century 21 Fulton	City of Oshawa	272,666 
6.	Owner Operator Truck Driver	Bull Run Freight Systems Inc.	City of Oshawa	257,000 
7.	Senior Regional Sales Rep	Magic Windows & Doors	City of Whitby	250,000 
8.	Technical Sales Representative	Magic Windows & Doors	City of Whitby	250,000 
9.	Luxury Automotive Sales Manager	BMW DURHAM	City of Ajax	250,000 
10.	Associate Dentist	Allure Dental	City of Ajax	200,000 
11.	Real Estate Sales Representative	Real Estate Bay Realty	City of Ajax	200,000 
				1 - 100 / 3053 < >

## TOP IN-DEMAND SKILLS

How many times were these skills found in job postings?

ACTIVE JOB POSTINGS THIS MONTH

8,052



## KEY JOB REQUIREMENTS

How often are these requirements desired in job postings?

ACTIVE JOB POSTINGS THIS MONTH

8,052



Driver's License  
1,612



First Aid  
387



Regular Access to a Vehicle  
387



Criminal Record Check  
426



Microsoft Office  
453



Food Safety  
203



## TOP OCCUPATIONS BY SKILL, FREQUENCY & DURATION

What jobs are in-demand and/or hard to fill?

	4 DIGIT NOC	4 DIGIT NOC NAME	SKILL LEVEL	POSTING COUNT	AVG POSTING LENGTH IN DAYS	MEDIAN POSTING LENGTH IN DAYS
1.	6421	Retail salespersons	NOC Skill Level C	608	20.0	21
2.	6322	Cooks	NOC Skill Level B	225	35.1	21
3.	0621	Retail and wholesale trade managers	NOC Skill Level A	224	20.6	21
4.	6552	Other customer and information services representatives	NOC Skill Level C	222	19.9	21
5.	7452	Material handlers	NOC Skill Level C	213	19.5	21
6.	7511	Transport truck drivers	NOC Skill Level C	194	21.5	21
7.	6711	Food counter attendants  kitchen helpers and related support occupations	NOC Skill Level D	174	21.4	21
8.	4412	Home support workers  housekeepers and related occupations	NOC Skill Level C	158	21.5	21
9.	6731	Light duty cleaners	NOC Skill Level D	136	24.1	21
10.	1241	Administrative assistants	NOC Skill Level B	123	35.6	21
11.	6513	Food and beverage servers	NOC Skill Level C	118	25.3	21
12.	6622	Store shelf stockers  clerks and order fillers	NOC Skill Level D	117	19.5	21
13.	0631	Restaurant and food service managers	NOC Skill Level A	107	46.1	21
14.	7611	Construction trades helpers and labourers	NOC Skill Level D	100	27.3	21
15.	1414	Receptionists	NOC Skill Level C	97	19.9	21
16.	8612	Landscaping and grounds maintenance labourers	NOC Skill Level D	93	22.0	21
17.	6541	Security guards and related security service occupations	NOC Skill Level C	92	49.2	21
18.	7514	Delivery and courier service drivers	NOC Skill Level C	90	20.6	21
19.	4032	Elementary school and kindergarten teachers	NOC Skill Level A	88	13.9	11
20.	7321	Automotive service technicians  truck and bus mechanics and mechanical repairers	NOC Skill Level B	73	38.9	21
21.	6311	Food service supervisors	NOC Skill Level B	70	97.6	121
22.	6611	Cashiers	NOC Skill Level D	67	24.7	21
23.	4212	Social and community service workers	NOC Skill Level B	67	20.6	21
24.	3233	Licensed practical nurses	NOC Skill Level B	65	23.4	21
25.	7612	Other trades helpers and labourers	NOC Skill Level D	64	32.4	21
26.	6211	Retail sales supervisors	NOC Skill Level B	63	28.0	21
27.	6341	Hairstylists and barbers	NOC Skill Level B	56	21.2	21
28.	4214	Early childhood educators and assistants	NOC Skill Level B	51	18.4	21
29.	0714	Facility operation and maintenance managers	NOC Skill Level A	47	24.7	21
					1 - 50 / 322	< >

## JOB POSTINGS BY 3-DIGIT NATIONAL OCCUPATION CLASSIFICATION

What jobs are hard to fill and/or in-demand?

	3 DIGIT NOC	3 DIGIT NOC NAME	SKILL LEVEL	POSTING COUNT	AVG POSTING LENGTH IN DAYS	MEDIAN POSTING LENGTH IN DAYS
1.	642	Retail salespersons	NOC Skill Level C	608	20.0	21
2.	751	Motor vehicle and transit drivers	NOC Skill Level C	308	21.3	21
3.	632	Chefs and cooks	NOC Skill Level B	248	35.1	21
4.	655	Customer and information services representatives	NOC Skill Level C	231	19.8	21
5.	062	Retail and wholesale trade managers	NOC Skill Level A	224	20.6	21
6.	673	Cleaners	NOC Skill Level D	218	22.2	21
7.	745	Longshore workers and material handlers	NOC Skill Level C	213	19.5	21
8.	441	Home care providers and educational support occupations	NOC Skill Level C	192	27.2	21
9.	651	Occupations in food and beverage service	NOC Skill Level C	177	25.2	21
10.	671	Food counter attendants, kitchen helpers and related support occupations	NOC Skill Level D	174	21.4	21
11.	761	Trades helpers and labourers	NOC Skill Level D	164	29.2	21
12.	421	Paraprofessional occupations in legal, social, community and education services	NOC Skill Level B	162	27.4	21
13.	124	Office administrative assistants - general, legal and medical	NOC Skill Level B	142	33.8	21
14.	662	Other sales support and related occupations	NOC Skill Level D	134	19.6	21
15.	141	General office workers	NOC Skill Level C	132	20.4	21
16.	122	Administrative and regulatory occupations	NOC Skill Level B	111	19.2	21
17.	063	Managers in food service and accommodation	NOC Skill Level A	111	46.8	21
18.	341	Assisting occupations in support of health services	NOC Skill Level C	106	20.1	21
19.	323	Other technical occupations in health care	NOC Skill Level B	105	22.7	21
20.	403	Secondary and elementary school teachers and educational counsellors	NOC Skill Level A	104	13.5	11
21.	861	Harvesting, landscaping and natural resources labourers	NOC Skill Level D	95	22.0	21
22.	654	Security guards and related security service occupations	NOC Skill Level C	92	49.2	21
23.	631	Service supervisors	NOC Skill Level B	88	90.6	120
24.	732	Automotive service technicians	NOC Skill Level B	82	38.1	21
25.	152	Supply chain logistics, tracking and scheduling co-ordination occupations	NOC Skill Level C	81	21.7	21
26.	071	Managers in customer and personal services, n.e.c.	NOC Skill Level A	79	22.5	21
27.	321	Medical technologists and technicians (except dental health)	NOC Skill Level B	70	23.3	21
28.	723	Machining, metal forming, shaping and erecting trades	NOC Skill Level B	70	23.8	21
29.	111	Auditors, accountants and investment professionals	NOC Skill Level A	68	19.1	21

## JOB POSTINGS BY 2-DIGIT NATIONAL OCCUPATION CLASSIFICATION

What jobs are hard to fill and/or in-demand?

	2 DIGIT NOC	2 DIGIT NOC NAME	SKILL LEVEL	POSTING COUNT	AVG POSTING LENGTH IN DAYS	MEDIAN POSTING LENGTH IN DAYS
1.	64	Sales representatives and salespersons - wholesale and retail trade	NOC Skill Level C	629	20.0	21
2.	65	Service representatives and other customer and personal services occupations	NOC Skill Level C	567	27.6	21
3.	63	Service supervisors and specialized service occupations	NOC Skill Level B	424	40.1	21
4.	67	Service support and other service occupations, n.e.c.	NOC Skill Level D	412	21.8	21
5.	06	Middle management occupations in retail and wholesale trade and customer services	NOC Skill Level A	363	26.0	21
6.	75	Transport and heavy equipment operation and related maintenance occupations	NOC Skill Level C	357	21.8	21
7.	12	Administrative and financial supervisors and administrative occupations	NOC Skill Level B	283	26.7	21
8.	72	Industrial, electrical and construction trades	NOC Skill Level B	258	28.4	21
9.	74	Other installers, repairers and servicers and material handlers	NOC Skill Level C	252	22.8	21
10.	66	Sales support occupations	NOC Skill Level D	201	21.4	21
11.	32	Technical occupations in health	NOC Skill Level B	199	22.3	21
12.	44	Care providers and educational, legal and public protection support occupations	NOC Skill Level C	198	26.9	21
13.	76	Trades helpers, construction labourers and related occupations	NOC Skill Level D	182	28.4	21
14.	14	Office support occupations	NOC Skill Level C	178	24.6	21
15.	62	Retail sales supervisors and specialized sales occupations	NOC Skill Level B	173	22.9	21
16.	73	Maintenance and equipment operation trades	NOC Skill Level B	162	30.8	21
17.	42	Paraprofessional occupations in legal, social, community and education services	NOC Skill Level B	162	27.4	21
18.	22	Technical occupations related to natural and applied sciences	NOC Skill Level B	130	25.5	21
19.	40	Professional occupations in education services	NOC Skill Level A	123	14.5	11
20.	31	Professional occupations in health (except nursing)	NOC Skill Level A	117	21.0	21
21.	34	Assisting occupations in support of health services	NOC Skill Level C	106	20.1	21
22.	11	Professional occupations in business and finance	NOC Skill Level A	104	23.9	21
23.	86	Harvesting, landscaping and natural resources labourers	NOC Skill Level D	95	22.0	21
24.	15	Distribution, tracking and scheduling co-ordination occupations	NOC Skill Level C	93	22.5	21
25.	01	Senior managers - construction, transportation, production and utilities	NOC Skill Level A	92	24.6	21
26.	21	Professional occupations in natural and applied sciences	NOC Skill Level A	92	37.6	21
27.	07	Managers in customer and personal services, n.e.c.	NOC Skill Level A	82	22.2	21
28.	41	Professional occupations in law and social community and	NOC Skill Level A	80	20.5	21

## MULTILINGUAL JOB POSTINGS BY THE NUMBERS

ACTIVE POSTINGS: 900  
NEW POSTINGS: 0  
COMPANIES: 659  
LANGUAGES: 11

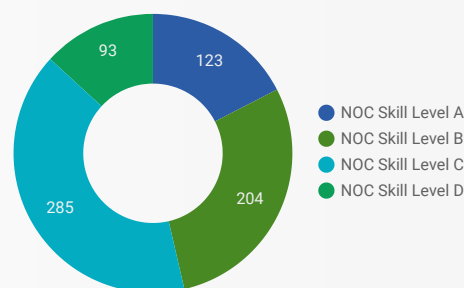
## # OF DAYS POSTED

AVERAGE: 20.5  
MEDIAN: 21

## MULTILINGUAL JOB POSTINGS BY SKILL LEVEL

What language skills are employers looking for by occupational skill level?

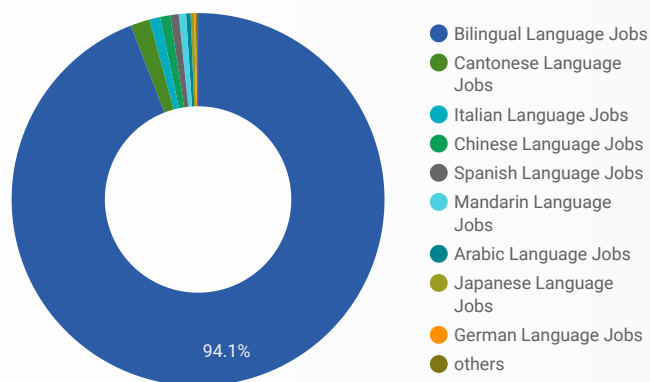
- 123 Skill Level A - Management/ Professional Occupations usually requiring University
- 204 Skill Level B - Usually college education or apprenticeship training
- 285 Skill Level C - Usually secondary education or occupation-specific training
- 93 Skill Level D - Usually on-the-job training



LANGUAGES	NOC Skill Level A	NOC Skill Level B	NOC Skill Level C	NOC Skill Level D
Bilingual Lang...	115	188	271	91
Italian Langu...	1	7	3	1
Cantonese La...	1	1	6	
Chinese Lang...	3		1	
Mandarin Lan...	1	2	1	
Spanish Lang...	1	3		
Japanese Lan...		2		1

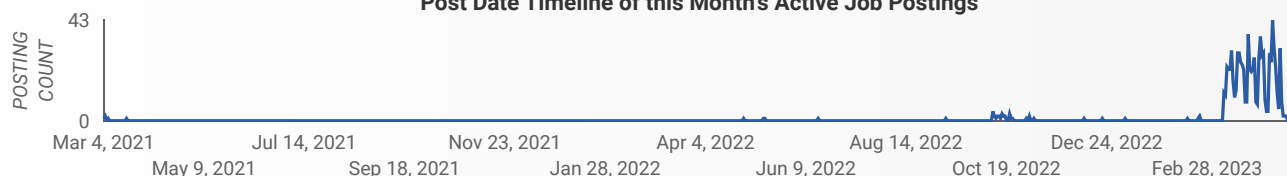
## LANGUAGE SKILLS BREAKDOWN

Which kinds of language skills do employers seek?



LANGUAGES	POSTING COUNT
1. Bilingual Language Jobs	850
2. Italian Language Jobs	13
3. Cantonese Language Jobs	9
4. Chinese Language Jobs	8
5. Spanish Language Jobs	6
6. Mandarin Language Jobs	4

## Post Date Timeline of this Month's Active Job Postings



## LANGUAGE SKILLS BEING RECRUITED BY JOB CATEGORY

What language skills are sought by 1-Digit NOC?

BROAD OCCUPATIONAL CATEGORY	Bilingual ...	Italian La...	Cantones...	Chinese ...	Mandarin...	Spanish ...	Grand total
Business, finance and administration occup...	88			2	3	2	95
Health occupations	28		3			2	33
Management occupations	65	1		1			68
Natural and applied sciences and related o...	20						20
Natural resources, agriculture and related p...	16						16
Occupations in art, culture, recreation and s...	11						12
Occupations in education, law and social, c...	70				1		71
Occupations in manufacturing and utilities	8						8
Sales and service occupations	242	11	5	1			265
Trades, transport and equipment operators ...	117						117
<b>Grand total</b>	<b>665</b>	<b>12</b>	<b>8</b>	<b>4</b>	<b>4</b>	<b>4</b>	<b>705</b>

## MULTILINGUAL JOB POSTINGS BY MUNICIPALITY

What language skills are sought by 4-Digit NOC?

	MUNICIPALITY	JOB LANGUAGES	AVG POSTING LENGTH IN DAYS	MEDIAN POSTING LENGTH IN DAYS
1.	City of Oshawa	242	22.8	21
2.	City of Ajax	188	29.1	21
3.	City of Whitby	168	22.0	21
4.	City of Pickering	134	31.7	21
5.	Municipality of Clarington	74	20.7	21
6.	Municipality of Uxbridge	32	21.5	21
7.	Municipality of Scugog	29	42.4	21
8.	Municipality of Brock	11	33.2	21



## LANGUAGE DEMAND BY JOB

What language skills are sought by 4-Digit NOC?

4 DIGIT NOC NAME	POSTINGS
1. Retail salespersons	62
2. Cooks	30
3. Other customer and information services rep...	30
4. Retail and wholesale trade managers	29
5. Food and beverage servers	27
6. Transport truck drivers	27
7. Light duty cleaners	22
8. Receptionists	19
9. Food counter attendants  kitchen helpers an...	18
10. Home support workers  housekeepers and re...	17
11. Landscaping and grounds maintenance labo...	14
12. Security guards and related security service ...	13
13. Delivery and courier service drivers	11
14. Elementary school and kindergarten teachers	11
15. Construction trades helpers and labourers	11
16. Administrative assistants	10
17. Material handlers	10
18. Social and community service workers	10
19. Other instructors	9
20. Business development officers and marketin...	8
21. Administrative officers	8
22. Machinists and machining and tooling inspe...	8
23. Bartenders	8
24. General office support workers	7
25. Corporate sales managers	7
26. Specialized cleaners	6
27. Early childhood educators and assistants	6
28. Automotive service technicians  truck and bu...	6
29. Restaurant and food service managers	5
30. Hairstylists and barbers	5
31. Professional occupations in advertising  mar...	5
1 - 100 / 155 < >	

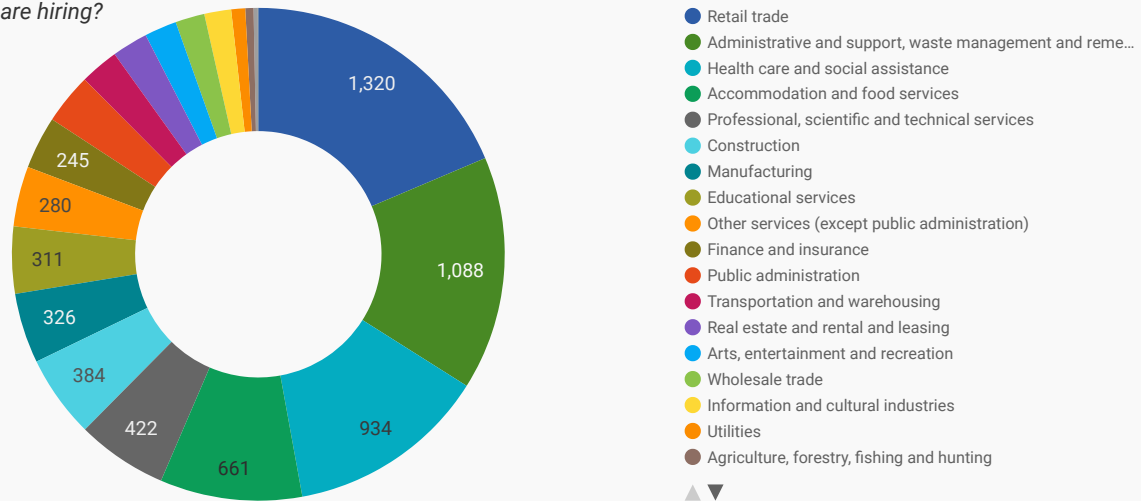
## MULTILINGUAL HIRING EMPLOYERS

Which employers are seeking multilingual candidates?

COMPANY	POSTINGS
1. Municipal Property Assessment Corporation	12
2. East Side Mario's	9
3. Durham District School Board	8
4. Generations Cleaning (whitby)	6
5. Bell	5
6. Southview Group	5
7. Laura Canada	5
8. Expert Staffing Solutions	5
9. Intact	5
10. Durham Youth Services	4
11. Farm Boy Inc.	4
12. Phoenix A.M.D. International Inc.	4
13. Alliance Group & Staffing	4
14. Truck It Personnel Services Inc	4
15. Stacked Pancake & Breakfast House - Oshawa	4
16. Safran Landing Systems	4
17. CBI Health Group	4
18. Stack IT	4
19. Alzheimer Society of Durham Region	4
20. Morson Talent	4
21. confidential	4
22. Lenbook Group of Companies	3
23. Goldie's Cafe + Eatery	3
24. Bell Canada	3
25. Hanks Appliance Service	3
26. Alpha Auto Group - Ontario Hyundai	3
27. Durham Catholic District School Board	3
28. The Jubilee Pavilion	3
29. MAKITA CANADA INC	3
30. ProScan Media Products Ltd.	3
1 - 50 / 659 < >	

## TOP HIRING SECTORS BY 2-DIGIT NAICS CODE

What sectors are hiring?



	2-DIGIT NAICS LABEL	NAICS CODE	POSTING COUNT	AVG POSTING LENGTH IN DAYS	MEDIAN POSTING LENGTH IN DAYS
1.	Retail trade	44-45	1,320	21.2	21
2.	Administrative and support, waste management and remediation services	56	1,088	21.8	21
3.	Health care and social assistance	62	934	21.6	21
4.	Accommodation and food services	72	661	33.9	21
5.	Professional, scientific and technical services	54	422	22.4	21
6.	Construction	23	384	34.2	21
7.	Manufacturing	31-33	326	22.5	21
8.	Educational services	61	311	17.8	21
9.	Other services (except public administration)	81	280	24.1	21
10.	Finance and insurance	52	245	20.2	21
11.	Public administration	91	236	99.9	21
12.	Transportation and warehousing	48-49	180	22.2	21
13.	Real estate and rental and leasing	53	167	24.1	21
14.	Arts, entertainment and recreation	71	150	23.0	21
15.	Wholesale trade	41	136	20.4	21
16.	Information and cultural industries	51	125	20.9	21
17.	Utilities	22	65	21.1	21
18.	Agriculture, forestry, fishing and hunting	11	38	23.0	21
19.	Management of companies and enterprises	55	20	21.3	21
20.	Mining, quarrying, and oil and gas extraction	21	2		

NOTE: NAICS code 56 includes Employment Agencies. Manufacturing includes codes 31-33, Retail Trade includes codes 44-45 and Transportation and Warehousing includes codes 48-49.

## TOP HIRING SECTORS BY 3-DIGIT NAICS CODE

What sectors are hiring?

	3-DIGIT NAICS LABEL	NAICS CODE	POSTING COUNT ▾	AVG POSTING LENGTH IN DAYS	MEDIAN POSTING LENGTH IN DAYS
1.	Administrative and support services	561	1,031	21.4	21
2.	Food services and drinking places	722	623	33.4	21
3.	Ambulatory health care services	621	494	22.2	21
4.	Professional, scientific and technical services	541	422	22.4	21
5.	Educational services	611	311	17.8	21
6.	Nursing and residential care facilities	623	254	22.5	21
7.	Specialty trade contractors	238	245	37.8	21
8.	General merchandise stores	452	197	19.1	21
9.	Local, municipal and regional public administration	913	197	125.4	21
10.	Motor vehicle and parts dealers	441	194	23.1	21
11.	Food and beverage stores	445	191	20.6	21
12.	Clothing and clothing accessories stores	448	180	20.0	21
13.	Social assistance	624	156	20.7	21
14.	Building material and garden equipment and supplies dealers	444	141	21.4	21
15.	Amusement, gambling and recreation industries	713	139	23.2	21
16.	Health and personal care stores	446	131	21.0	21
17.	Personal and laundry services	812	127	22.8	21
18.	Credit intermediation and related activities	522	121	21.6	21
19.	Real estate	531	112	23.5	21
20.	Insurance carriers and related activities	524	104	18.6	21
21.	Construction of buildings	236	103	28.4	21
22.	Furniture and home furnishings stores	442	101	19.6	21
23.	Truck transportation	484	100	23.3	21
24.	Miscellaneous store retailers	453	97	21.1	21
25.	Repair and maintenance	811	95	22.2	21
26.	Telecommunications	517	82	20.8	21
27.	Transportation equipment manufacturing	336	71	21.4	21
28.	Utilities	221	65	21.1	21
29.	Waste management and remediation services	562	57	28.3	21
30.	Food, beverage and tobacco merchant wholesalers	413	56	20.5	21
31.	Rental and leasing services	532	51	25.2	21
1 - 50 / 89 < >					



## TOP HIRING SECTORS BY 4-DIGIT NAICS CODE

What sectors are hiring?

	4-DIGIT NAICS LABEL	NAICS CODE	POSTING COUNT ▾	AVG POSTING LENGTH IN DAYS	MEDIAN POSTING LENGTH IN DAYS
1.	Employment services	5613	626	19.6	21
2.	Full-service restaurants and limited-service eating places	7225	588	34.0	21
3.	Services to buildings and dwellings	5617	285	22.1	21
4.	Other local, municipal and regional public administration	9139	196	125.4	21
5.	Grocery stores	4451	166	20.3	21
6.	Community care facilities for the elderly	6233	164	23.0	21
7.	Elementary and secondary schools	6111	157	14.7	11
8.	Clothing stores	4481	148	20.0	21
9.	Architectural, engineering and related services	5413	144	21.4	21
10.	Health and personal care stores	4461	131	21.0	21
11.	Department stores	4521	131	18.6	21
12.	Building material and supplies dealers	4441	131	21.5	21
13.	Offices of dentists	6212	125	20.5	21
14.	Automobile dealers	4411	124	21.3	21
15.	Building equipment contractors	2382	118	47.4	21
16.	Other amusement and recreation industries	7139	114	20.7	21
17.	Out-patient care centres	6214	108	21.0	21
18.	Home health care services	6216	107	23.4	21
19.	Offices of other health practitioners	6213	101	21.2	21
20.	Personal care services	8121	98	23.5	21
21.	Agencies, brokerages and other insurance related activities	5242	97	18.4	21
22.	General freight trucking	4841	82	22.1	21
23.	Depository credit intermediation	5221	80	18.3	21
24.	Wired and wireless telecommunications carriers(except satellite)	5173	78	20.8	21
25.	Nursing care facilities	6231	76	21.4	21
26.	Furniture stores	4421	75	19.4	21
27.	Community colleges and C.E.G.E.P.s	6112	73	20.1	21
28.	Individual and family services	6241	72	18.2	21
29.	Automotive repair and maintenance	8111	67	23.0	21
30.	Residential building construction	2361	66	35.5	21
31.	Other general merchandise stores	4529	66	20.2	21
					1 - 50 / 227 < >

## TOP HIRING SECTORS BY 5-DIGIT NAICS CODE

What sectors are hiring?

	5-DIGIT NAICS LABEL	NAICS CODE	POSTING COUNT ▼	AVG POSTING LENGTH IN DAYS	MEDIAN POSTING LENGTH IN DAYS
1.	Employment placement agencies and executive search services	56131	608	19.8	21
2.	Full-service restaurants and limited-service eating places	72251	588	34.0	21
3.	Other local, municipal and regional public administration	91391	196	125.4	21
4.	Community care facilities for the elderly	62331	164	23.0	21
5.	Supermarkets and other grocery (except convenience) stores	44511	158	20.2	21
6.	Elementary and secondary schools	61111	157	14.7	11
7.	Landscaping services	56173	147	24.4	21
8.	Department stores	45211	131	18.6	21
9.	Engineering services	54133	129	21.6	21
10.	Offices of dentists	62121	125	20.5	21
11.	Hardware stores	44413	117	21.4	21
12.	Home health care services	62161	107	23.4	21
13.	New car dealers	44111	97	21.4	21
14.	Insurance agencies and brokerages	52421	88	18.3	21
15.	Janitorial services	56172	87	19.4	21
16.	Hair care and esthetic services	81211	82	24.1	21
17.	Other out-patient care centres	62149	81	21.0	21
18.	Wired and wireless telecommunications carriers (except satellite)	51731	78	20.8	21
19.	Nursing care facilities	62311	76	21.4	21
20.	Banking	52211	76	18.2	21
21.	Furniture stores	44211	75	19.4	21
22.	Community colleges and C.E.G.E.P.s	61121	73	20.1	21
23.	Pharmacies and drug stores	44611	73	21.0	21
24.	Fitness and recreational sports centres	71394	72	20.5	21
25.	Residential building construction	23611	66	35.5	21
26.	All other general merchandise stores	45299	66	20.2	21
27.	Child day-care services	62441	63	24.5	21
28.	Women's clothing stores	44812	59	19.5	21
29.	Research and development in the physical, engineering and life sciences	54171	58	22.4	21
30.	Management consulting services	54161	57	21.8	21
31.	Plumbing, heating and air-conditioning contractors	23822	55	21.2	21
					1 - 50 / 369 < >

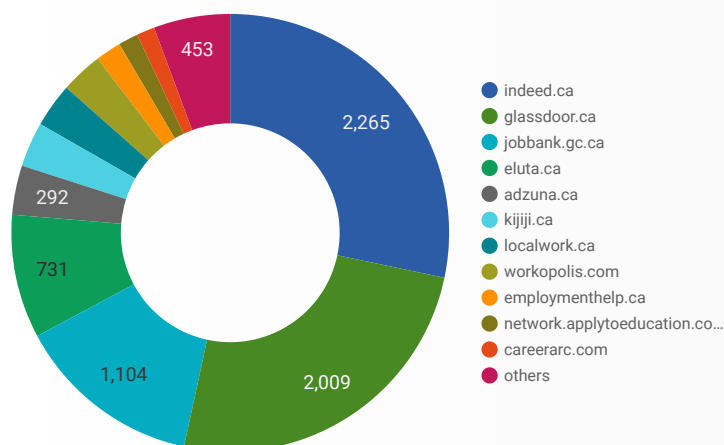
## TOP HIRING SECTORS BY 6-DIGIT NAICS CODE

What sectors are hiring?

	6-DIGIT NAICS LABEL	NAICS CODE	POSTING COUNT ↓	AVG POSTING LENGTH IN DAYS	MEDIAN POSTING LENGTH IN DAYS
1.	Employment placement agencies and executive search services	561310	608	19.8	21
2.	Limited-service eating places	722512	297	34.0	21
3.	Full-service restaurants	722511	291	34.0	21
4.	Other local, municipal and regional public administration	913910	196	125.4	21
5.	Community care facilities for the elderly	623310	164	23.0	21
6.	Supermarkets and other grocery (except convenience) stores	445110	158	20.2	21
7.	Elementary and secondary schools	611110	157	14.7	11
8.	Landscaping services	561730	147	24.4	21
9.	Department stores	452110	131	18.6	21
10.	Engineering services	541330	129	21.6	21
11.	Offices of dentists	621210	125	20.5	21
12.	Hardware stores	444130	117	21.4	21
13.	Home health care services	621610	107	23.4	21
14.	New car dealers	441110	97	21.4	21
15.	Insurance agencies and brokerages	524210	88	18.3	21
16.	Wired and wireless telecommunications carriers (except satellite)	517310	78	20.8	21
17.	Janitorial services (except window cleaning)	561722	77	19.4	21
18.	Nursing care facilities	623110	76	21.4	21
19.	Community health centres	621494	76	21.0	21
20.	Furniture stores	442110	75	19.4	21
21.	Personal and commercial banking industry	522111	73	18.3	21
22.	Community colleges and C.E.G.E.P.s	611210	73	20.1	21
23.	Pharmacies and drug stores	446110	73	21.0	21
24.	Fitness and recreational sports centres	713940	72	20.5	21
25.	Residential building construction	236110	66	35.5	21
26.	Child day-care services	624410	63	24.5	21
27.	Women's clothing stores	448120	59	19.5	21
28.	Research and development in the physical, engineering and life sciences	541710	58	22.4	21
29.	Plumbing, heating and air-conditioning contractors	238220	55	21.2	21
30.	General-line food merchant wholesalers	413110	50	20.6	21
31.	Offices of physical, occupational and speech therapists and audiologists	681240	40	20.0	21

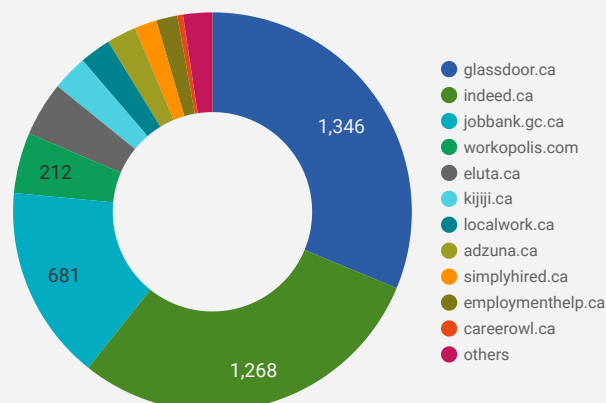
## JOB POSTINGS BY JOB BOARD

What share of unique job postings appear on each job board?



## COMPANIES BY JOB BOARD

What share of unique job postings appear on each job board?



## JOB POSTING DETAILS BY JOB BOARD

How does job posting activity differ by job board?

	JOB BOARD	POSTING COUNT ▾	AVG POSTING LENGTH IN DAYS	MEDIAN POSTING LENGTH IN DAYS	# OF COMPANIES
1.	indeed.ca	2,265	20.3	21	1,268
2.	glassdoor.ca	2,009	21.0	21	1,346
3.	jobbank.gc.ca	1,104	47.0	30	681
4.	eluta.ca	731	21.0	21	190
5.	adzuna.ca	292	14.0	14	103
6.	kijiji.ca	265	15.4	15	124
7.	localwork.ca	261	13.0	10	109
8.	workopolis.com	249			212
9.	employmenthelp.ca	152			74
10.	network.applytoeducation.com	117	11.6	8	5
11.	careerarc.com	107	30.4	16	10
12.	simplyhired.ca	98	20.6	21	78
13.	jobillico.com	68	18.9	18	17
14.	rncareers.ca	56	25.1	21	19
15.	careerbuilder.ca	37	55.3	31	15
16.	tre.tbe.taleo.net	33	373.4	349	1
17.	randstad.ca	32	32.0	28	1