

JOB DEMAND REPORT

MARCH 2023

HIGHLIGHTS

JOB POSTINGS BY THE NUMBERS

POSTING COUNT	NEW THIS MONTH	COMPANIES	JOB BOARDS
9,128	4,975	3,555	38

OF DAYS POSTED

AVERAGE	MEDIAN
22.5	21

REPORT BUILDER

The default filter selection below will show all job demand data for the month. You can use the filters to create a customized report for the purpose of understanding a subset of the data.

OCCUPATION FILTERS

SKILL TYPE NAME / 1-DIGIT NOC	▼
MAJOR GROUP / 2-DIGIT NOC	▼
MINOR GROUP / 3-DIGIT NOC	▼
UNIT GROUP / 4-DIGIT NOC	▼
SKILL LEVEL	▼
JOB TYPE	▼
JOB DURATION	▼
ADDITIONAL LANGUAGE	▼
SPECIFIC JOB TAGS	▼

INDUSTRY/SECTOR FILTERS

HIRING SECTOR BY 2-DIGIT NAICS CODE	▼
HIRING SECTOR BY 3-DIGIT NAICS CODE	▼
HIRING SECTOR BY 4-DIGIT NAICS CODE	▼
HIRING SECTOR BY 5-DIGIT NAICS CODE	▼
HIRING SECTOR BY 6-DIGIT NAICS CODE	▼

OTHER FILTERS

MUNICIPALITY	▼
JOB BOARD	▼

NOC = National Occupation Classification | NAICS = North American Industry Classification System

Page 1 of 20

Source:

Job posting data collected by Durham Workforce Authority from job boards and employer websites who recruit candidates in Durham Region.

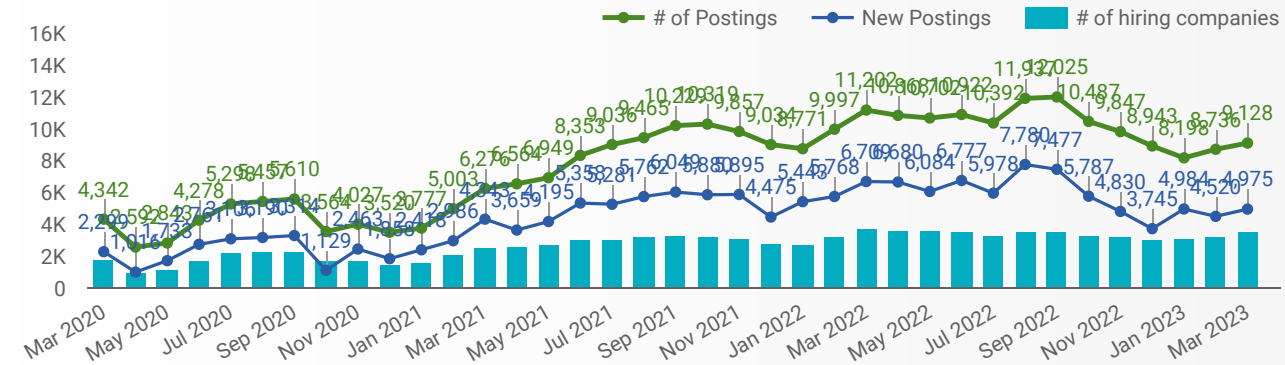


This Employment Ontario service is funded in part by the Government of Canada and the Government of Ontario.

Ce service Emploi Ontario est financé en partie par le gouvernement du Canada et le gouvernement de l'Ontario.

JOB POSTINGS BY MONTH FOR DURHAM REGION

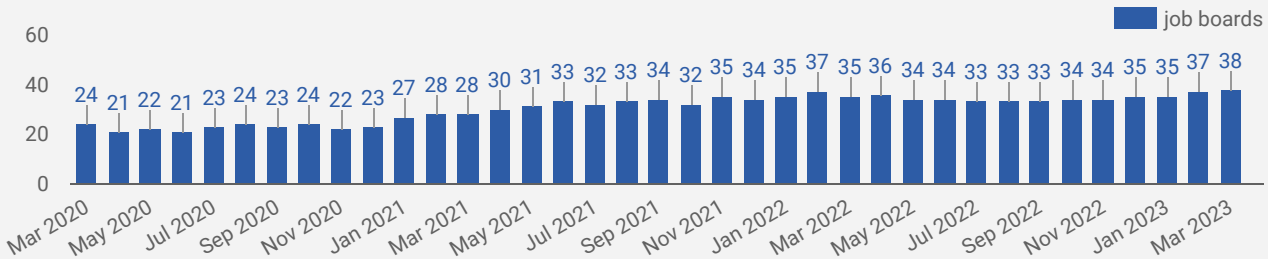
How many job postings were active for at least 1 day this month?



NOTE: This graph cannot be filtered using the controls on the cover page

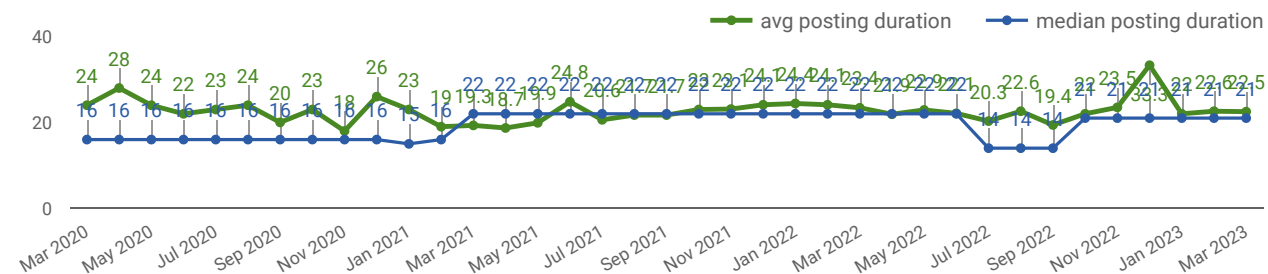
NUMBER OF ACTIVE JOB BOARDS

How many job postings were active for at least 1 day this month on these job boards?



AVG & MEDIAN POSTING LENGTH BY DAYS

How long are employers having to recruit for to find candidates to fill their job vacancies?



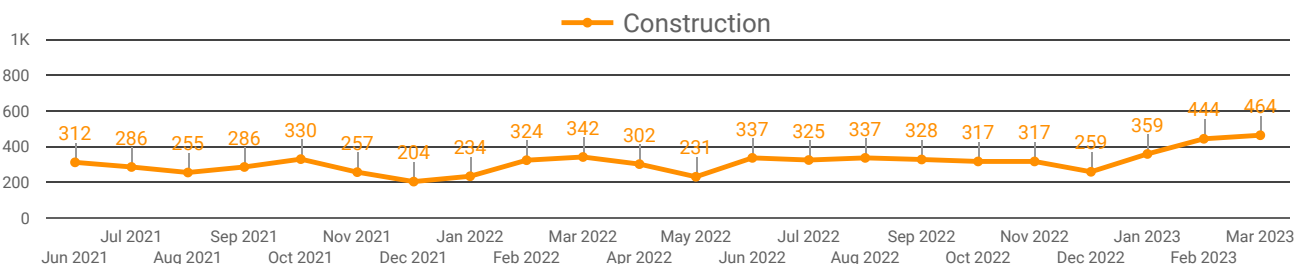
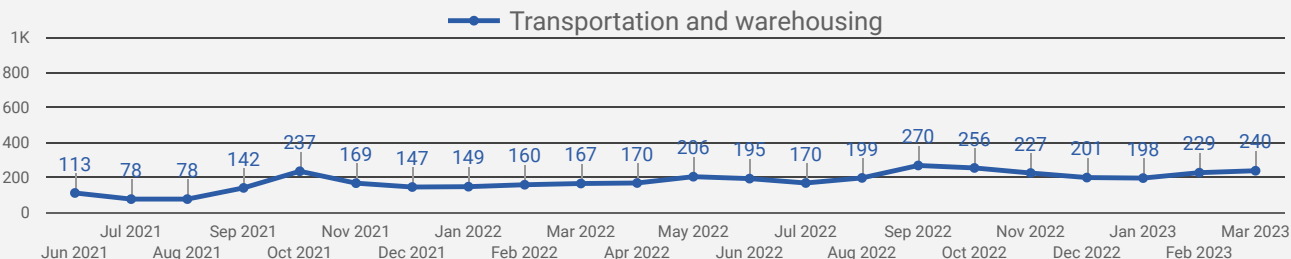
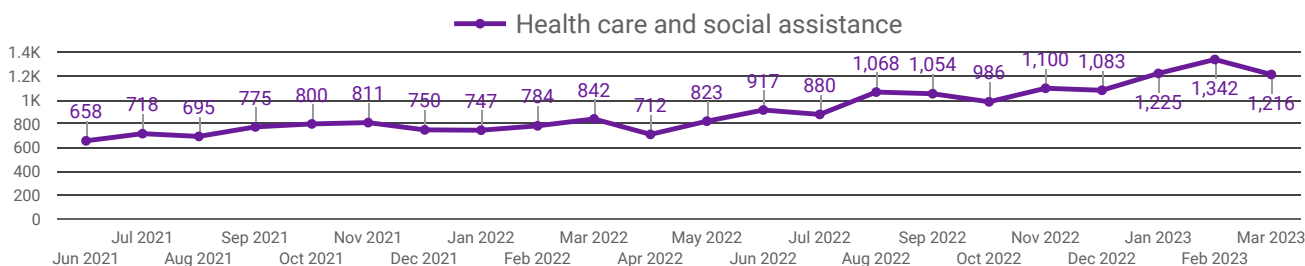
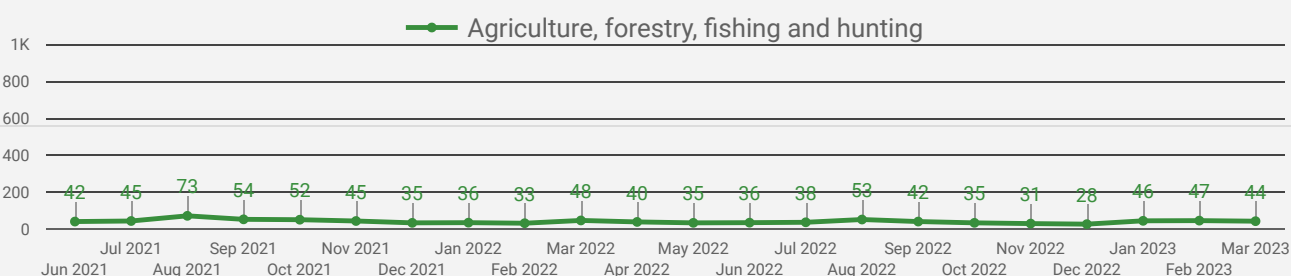
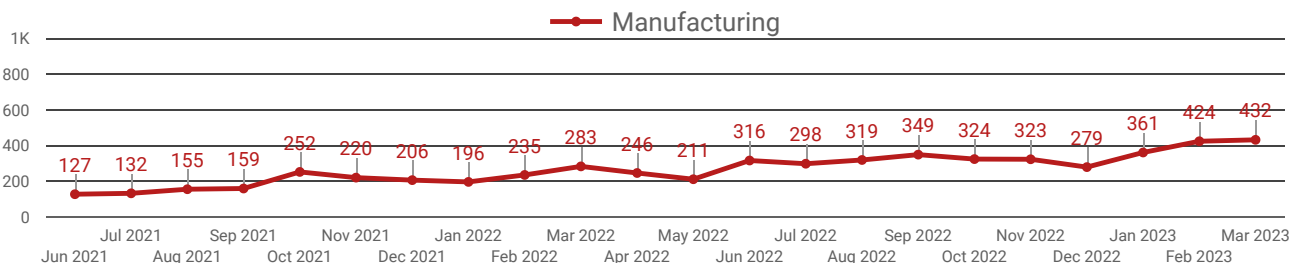
POST DATE TIMELINE FOR THIS MONTH'S ACTIVE JOB POSTINGS

How many job postings were active for at least 1 day this month?



DEMAND BY KEY SECTOR (DURHAM REGION)

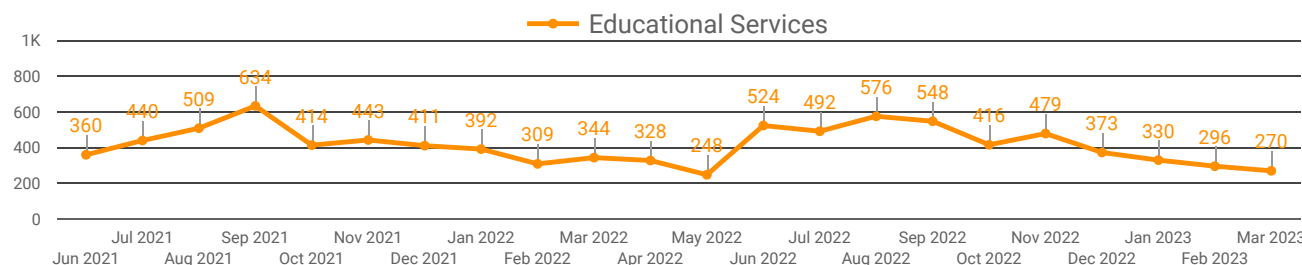
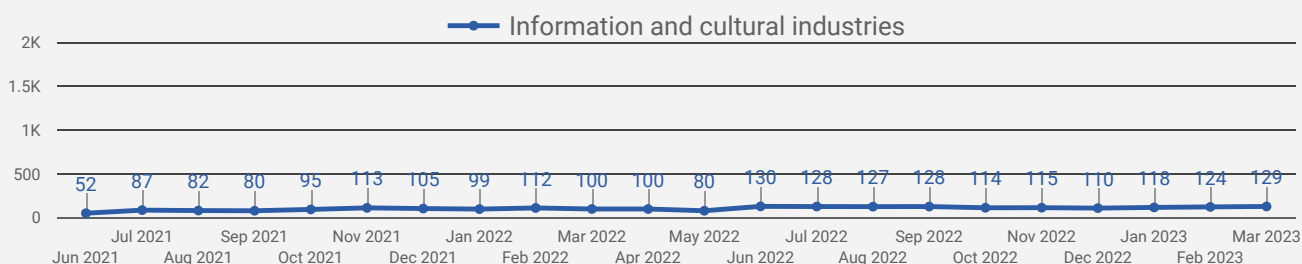
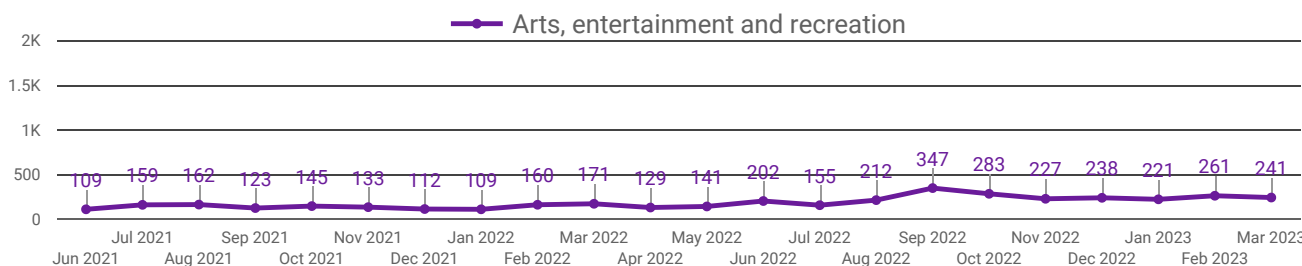
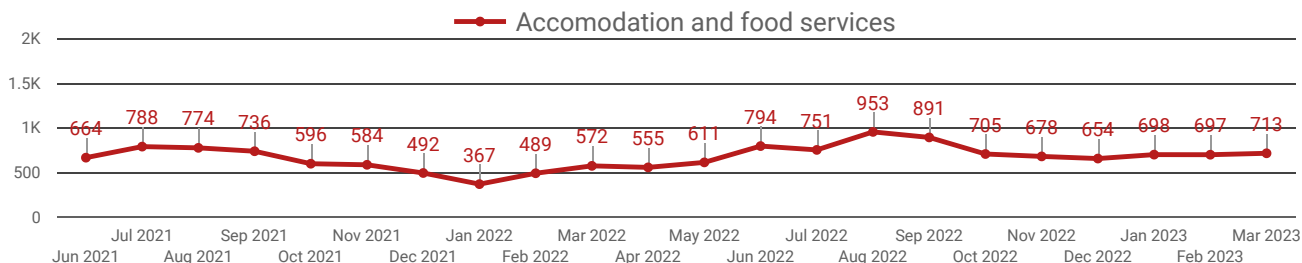
How many job postings were active for at least 1 day this month by sector?



NOTE: This graph cannot be filtered using the controls on the cover page

DEMAND BY IMPACTED SECTOR (DURHAM REGION)

How many job postings were active for at least 1 day this month by sector?

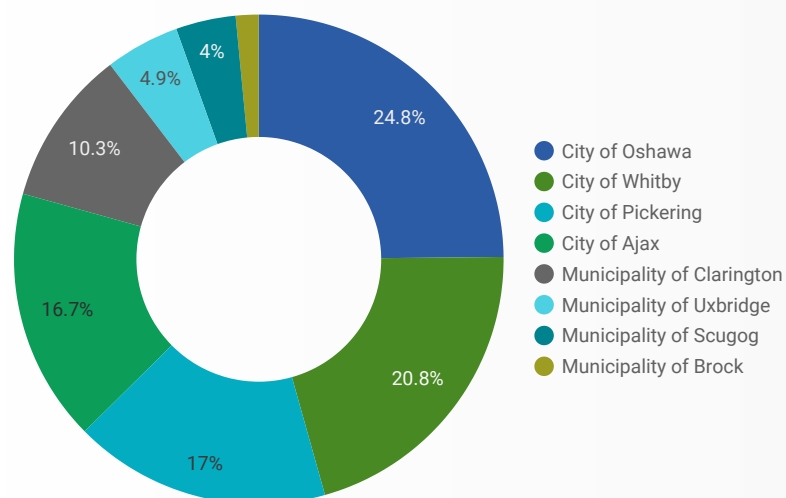


NOTE: This graph cannot be filtered using the controls on the cover page

JOB POSTINGS BY MUNICIPALITY

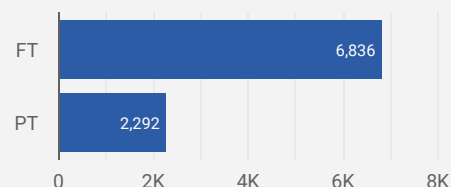
How many job postings were active for at least 1 day this month?

	MUNICIPALITY	POSTING COUNT	AVG POSTING LENGTH IN DAYS	MEDIAN POSTING LENGTH IN DAYS
1.	City of Oshawa	2,232	21.1	21
2.	City of Whitby	1,868	22.0	21
3.	City of Pickering	1,523	23.8	21
4.	City of Ajax	1,502	23.6	21
5.	Municipality of Clarington	925	20.3	21
6.	Municipality of Uxbridge	441	27.1	21
7.	Municipality of Scugog	356	22.9	21
8.	Municipality of Brock	136	27.1	21



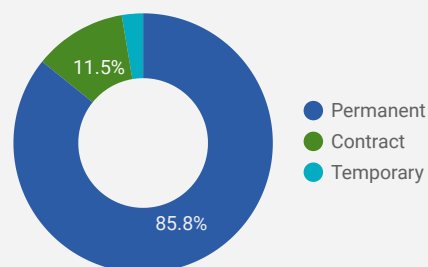
JOB TYPE

Full-time vs Part-time



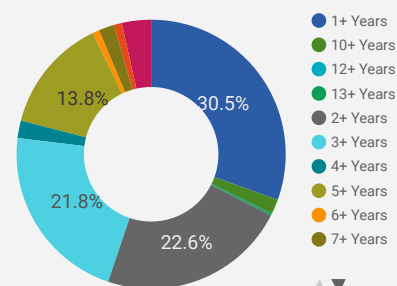
JOB DURATION

Permanency of jobs posted



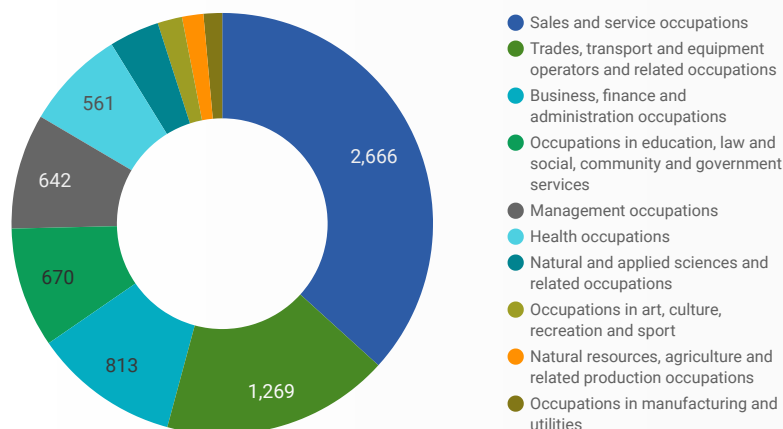
JOB EXPERIENCE LEVEL

Job Postings by Years of Experience Required



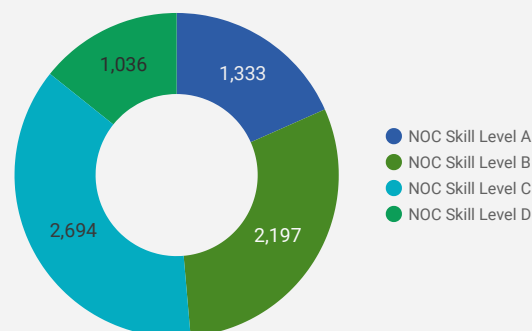
JOB POSTINGS BY JOB CATEGORY

What broad occupational category is being recruited?



JOB POSTINGS BY SKILL LEVEL

What education do occupations typically require?



Skill Level A = Usually University education | Skill Level B = Usually College education or Apprenticeship training | Skill Level C = Usually Secondary education or occupation-specific training | Skill Level D = Usually on-the-job training

TOP HIRING EMPLOYERS & AGENCIES

Who is hiring?


	COMPANY	MUNICIPALITY	POSTINGS COUNT	AVG POSTING LENGTH IN DAYS	MEDIAN POSTING LENGTH IN DAYS
1.	Ontario Shores Centre for Mental Health Sciences	City of Whitby	55	21.0	21
2.	Lakeridge Health	City of Oshawa	53	21.0	21
3.	Safran Landing Systems	City of Ajax	45	21.0	21
4.	Gordon Food Service	City of Ajax	40	24.1	21
5.	Durham College	City of Oshawa	38	21.0	21
6.	Ontario Shores Centre for Mental Health Services	City of Whitby	37	14.6	14
7.	Thermo Fisher Scientific	City of Whitby	33	18.3	21
8.	Durham District School Board	City of Whitby	29	16.9	7
9.	Employmenthelp	Municipality of Uxbridge	29	126.6	140
10.	Municipality of Clarington	Municipality of Clarington	28	13.9	13
11.	City of Pickering	City of Pickering	25	21.0	21
12.	Tetra Tech	City of Pickering	25	39.0	34
13.	Ontario Power Generation	City of Pickering	24	18.7	16
14.	goeasy	City of Pickering	22	22.8	21
15.	City of Oshawa	City of Oshawa	22	20.5	21
16.	Home Depot of Canada Inc.	City of Pickering	20	5.2	6
17.	Aecon	Municipality of Clarington	20	14.0	14
18.	Lowe's	City of Pickering	20	18.7	21
19.	Adamson Systems Engineering	Municipality of Scugog	19	20.8	21
20.	Employmenthelp	Municipality of Scugog	19	46.3	44
21.	Great Canadian	Municipality of Scugog	19	20.0	20
22.	Lowe's	City of Whitby	18	18.4	21
23.	Durham District School Board	City of Oshawa	17	10.3	6
24.	Compass Group Canada	City of Oshawa	17	17.2	14
25.	Revera	City of Ajax	17	14.5	14
26.	Durham College of Applied Arts and Technology	City of Oshawa	16	21.0	21
27.	Bon Air	Municipality of Brock	16	27.6	21
28.	AECOM	City of Whitby	16	19.4	21

TOP HOURLY WAGES IN JOB POSTINGS

What are employers willing to pay to find the perfect candidate?

of Minimum Wage Job Postings

297

	JOB TITLE	COMPANY	LOCATION	HOURLY WAGE ▾
1.	Registered Psychologist/psych. Assoc., Psychotherapist, Or Social Worker	North Durham Professional Counsellors	Municipality of Scugog	150 
2.	Psychologist	LifeCare Centres	City of Pickering	150 
3.	Speech-language Pathologist	Together in Communication	City of Whitby	115 
4.	Board Certified Behaviour Analyst (c)	sidebysidetherapy.ca	City of Oshawa	105 
5.	Child Therapist/ Play Therapist	ACCESS Psychology	Municipality of Scugog	100 
6.	Psychotherapist	Vanessa Robson Therapy	City of Whitby	100 
7.	Speech-language Pathologist	Speech Stars	City of Ajax	100 
8.	Speech Language Pathologist	Speech Associates	Municipality of Scugog	100 
9.	Speech-language Pathologist	Shine Bright Pediatric Services	City of Whitby	97 
10.	Nuclear Operations Specialists	CPUS Engineering Staffing Solutions	Municipality of Clarington	84 
11.	23-031 Project Leader	Morson Talent	Municipality of Clarington	82 
12.	Magician / Magic Club Leader	Extra Ed Inc	City of Ajax	80 
				1 - 100 / 2928 < >

TOP SALARIES IN JOB POSTINGS

What are employers willing to pay to find the perfect candidate?

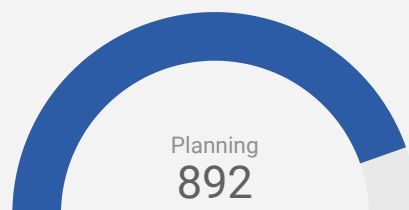
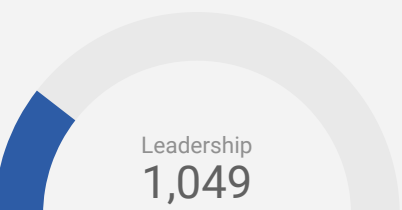
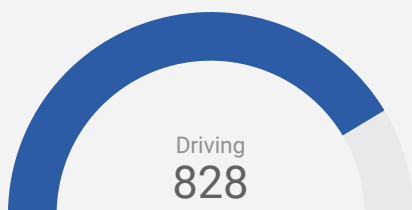
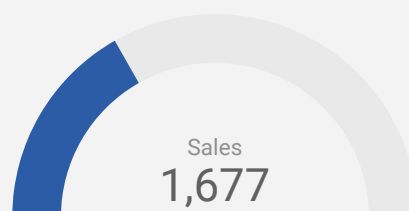
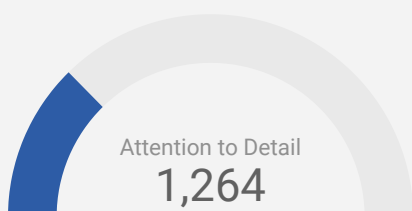
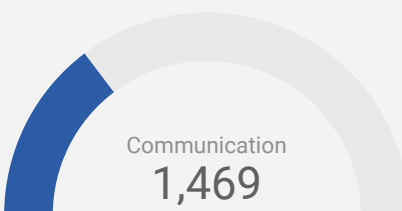
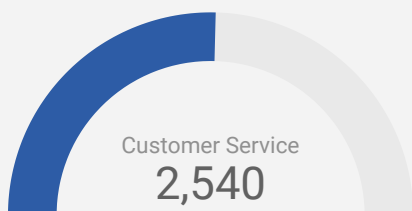
	JOB TITLE	COMPANY	LOCATION	ANNUAL SALARY ▾
1.	Regional Sales Closer	Provincial Smart Home Services	City of Ajax	330,249 
2.	Real Estate Agent	Allure Real Estate Firm	City of Ajax	300,000 
3.	Subcontractor - Shingle & Flat Crews	1 2 3 Roofing Inc.	City of Ajax	300,000 
4.	Sales Agent	Factory Care	City of Ajax	300,000 
5.	Awesomeness Wanted: Real Estate Sales Representative	Century 21 Fulton	City of Oshawa	272,666 
6.	Awesomeness Wanted: Real Estate Sales Representative	Century 21	City of Ajax	272,666 
7.	Luxury Automotive Sales Manager	BMW DURHAM	City of Ajax	250,000 
8.	Technical Sales Representative	Magic Windows & Doors	City of Whitby	250,000 
9.	Senior Regional Sales Rep	Magic Windows & Doors	City of Whitby	250,000 
10.	Commissioner, Safety & Facilities Services	City of Oshawa	City of Oshawa	249,339 
				1 - 100 / 3518 < >

TOP IN-DEMAND SKILLS

How many times were these skills found in job postings?

ACTIVE JOB POSTINGS THIS MONTH

9,128



KEY JOB REQUIREMENTS

How often are these requirements desired in job postings?

ACTIVE JOB POSTINGS THIS MONTH

9,128



Driver's License
1,800



First Aid
494



Regular Access to a Vehicle
421



Criminal Record Check
507



Microsoft Office
548



Food Safety
232

TOP OCCUPATIONS BY SKILL, FREQUENCY & DURATION

What jobs are in-demand and/or hard to fill?

	4 DIGIT NOC	4 DIGIT NOC NAME	SKILL LEVEL	POSTING COUNT	AVG POSTING LENGTH IN DAYS	MEDIAN POSTING LENGTH IN DAYS
1.	6421	Retail salespersons	NOC Skill Level C	644	20.1	21
2.	6322	Cooks	NOC Skill Level B	246	27.9	21
3.	0621	Retail and wholesale trade managers	NOC Skill Level A	241	20.7	21
4.	7452	Material handlers	NOC Skill Level C	234	20.9	21
5.	6552	Other customer and information services representatives	NOC Skill Level C	233	20.2	21
6.	7511	Transport truck drivers	NOC Skill Level C	218	19.9	21
7.	4412	Home support workers housekeepers and related occupations	NOC Skill Level C	197	20.3	21
8.	6711	Food counter attendants kitchen helpers and related support occupations	NOC Skill Level D	196	22.2	21
9.	6622	Store shelf stockers clerks and order fillers	NOC Skill Level D	163	20.5	21
10.	1241	Administrative assistants	NOC Skill Level B	158	29.4	21
11.	6731	Light duty cleaners	NOC Skill Level D	128	23.4	21
12.	6513	Food and beverage servers	NOC Skill Level C	127	20.0	21
13.	7514	Delivery and courier service drivers	NOC Skill Level C	119	19.7	21
14.	1414	Receptionists	NOC Skill Level C	117	19.9	21
15.	6541	Security guards and related security service occupations	NOC Skill Level C	112	22.4	21
16.	6611	Cashiers	NOC Skill Level D	109	20.2	21
17.	4032	Elementary school and kindergarten teachers	NOC Skill Level A	106	11.3	6
18.	0631	Restaurant and food service managers	NOC Skill Level A	103	36.7	21
19.	8612	Landscaping and grounds maintenance labourers	NOC Skill Level D	88	22.1	21
20.	6311	Food service supervisors	NOC Skill Level B	84	62.6	21
21.	4212	Social and community service workers	NOC Skill Level B	83	21.7	21
22.	7611	Construction trades helpers and labourers	NOC Skill Level D	83	24.7	21
23.	7321	Automotive service technicians truck and bus mechanics and mechanical repairers	NOC Skill Level B	78	25.5	21
24.	4214	Early childhood educators and assistants	NOC Skill Level B	76	25.2	21
25.	7612	Other trades helpers and labourers	NOC Skill Level D	75	30.5	21
26.	3233	Licensed practical nurses	NOC Skill Level B	73	24.1	21
27.	5254	Program leaders and instructors in recreation sport and fitness	NOC Skill Level B	68	21.9	21
28.	6211	Retail sales supervisors	NOC Skill Level B	62	25.1	21
29.	3012	Registered nurses and registered psychiatric nurses	NOC Skill Level A	59	34.0	21
					1 - 50 / 330	< >

JOB POSTINGS BY 3-DIGIT NATIONAL OCCUPATION CLASSIFICATION

What jobs are hard to fill and/or in-demand?

	3 DIGIT NOC	3 DIGIT NOC NAME	SKILL LEVEL	POSTING COUNT	AVG POSTING LENGTH IN DAYS	MEDIAN POSTING LENGTH IN DAYS
1.	642	Retail salespersons	NOC Skill Level C	644	20.1	21
2.	751	Motor vehicle and transit drivers	NOC Skill Level C	369	21.1	21
3.	632	Chefs and cooks	NOC Skill Level B	278	27.0	21
4.	655	Customer and information services representatives	NOC Skill Level C	243	20.0	21
5.	062	Retail and wholesale trade managers	NOC Skill Level A	241	20.7	21
6.	745	Longshore workers and material handlers	NOC Skill Level C	234	20.9	21
7.	441	Home care providers and educational support occupations	NOC Skill Level C	227	23.9	21
8.	673	Cleaners	NOC Skill Level D	208	21.8	21
9.	421	Paraprofessional occupations in legal, social, community and education services	NOC Skill Level B	199	23.2	21
10.	671	Food counter attendants, kitchen helpers and related support occupations	NOC Skill Level D	196	22.2	21
11.	662	Other sales support and related occupations	NOC Skill Level D	184	20.2	21
12.	651	Occupations in food and beverage service	NOC Skill Level C	181	20.9	21
13.	124	Office administrative assistants - general, legal and medical	NOC Skill Level B	177	28.5	21
14.	141	General office workers	NOC Skill Level C	159	19.6	21
15.	761	Trades helpers and labourers	NOC Skill Level D	158	27.7	21
16.	341	Assisting occupations in support of health services	NOC Skill Level C	126	21.9	21
17.	403	Secondary and elementary school teachers and educational counsellors	NOC Skill Level A	123	10.7	6
18.	323	Other technical occupations in health care	NOC Skill Level B	115	23.6	21
19.	654	Security guards and related security service occupations	NOC Skill Level C	112	22.4	21
20.	661	Cashiers	NOC Skill Level D	109	20.2	21
21.	063	Managers in food service and accommodation	NOC Skill Level A	108	36.3	21
22.	122	Administrative and regulatory occupations	NOC Skill Level B	100	23.9	21
23.	321	Medical technologists and technicians (except dental health)	NOC Skill Level B	99	20.6	21
24.	631	Service supervisors	NOC Skill Level B	97	61.1	21
25.	861	Harvesting, landscaping and natural resources labourers	NOC Skill Level D	91	22.8	21
26.	732	Automotive service technicians	NOC Skill Level B	87	25.1	21
27.	152	Supply chain logistics, tracking and scheduling co-ordination occupations	NOC Skill Level C	86	20.5	21
28.	723	Machining, metal forming, shaping and erecting trades	NOC Skill Level B	83	28.3	21
29.	111	Auditors, accountants and investment professionals	NOC Skill Level A	81	20.0	21

JOB POSTINGS BY 2-DIGIT NATIONAL OCCUPATION CLASSIFICATION

What jobs are hard to fill and/or in-demand?

	2 DIGIT NOC	2 DIGIT NOC NAME	SKILL LEVEL	POSTING COUNT	AVG POSTING LENGTH IN DAYS	MEDIAN POSTING LENGTH IN DAYS
1.	64	Sales representatives and salespersons - wholesale and retail trade	NOC Skill Level C	658	20.1	21
2.	65	Service representatives and other customer and personal services occupations	NOC Skill Level C	623	21.6	21
3.	63	Service supervisors and specialized service occupations	NOC Skill Level B	471	30.9	21
4.	67	Service support and other service occupations, n.e.c.	NOC Skill Level D	432	21.9	21
5.	75	Transport and heavy equipment operation and related maintenance occupations	NOC Skill Level C	413	21.1	21
6.	06	Middle management occupations in retail and wholesale trade and customer services	NOC Skill Level A	375	24.1	21
7.	12	Administrative and financial supervisors and administrative occupations	NOC Skill Level B	317	26.5	21
8.	66	Sales support occupations	NOC Skill Level D	293	20.2	21
9.	72	Industrial, electrical and construction trades	NOC Skill Level B	268	24.8	21
10.	74	Other installers, repairers and servicers and material handlers	NOC Skill Level C	261	20.8	21
11.	32	Technical occupations in health	NOC Skill Level B	236	21.8	21
12.	44	Care providers and educational, legal and public protection support occupations	NOC Skill Level C	230	23.9	21
13.	14	Office support occupations	NOC Skill Level C	220	19.8	21
14.	42	Paraprofessional occupations in legal, social, community and education services	NOC Skill Level B	199	23.2	21
15.	62	Retail sales supervisors and specialized sales occupations	NOC Skill Level B	189	20.4	21
16.	22	Technical occupations related to natural and applied sciences	NOC Skill Level B	175	24.3	21
17.	76	Trades helpers, construction labourers and related occupations	NOC Skill Level D	165	27.4	21
18.	73	Maintenance and equipment operation trades	NOC Skill Level B	162	28.3	21
19.	40	Professional occupations in education services	NOC Skill Level A	144	11.4	6
20.	31	Professional occupations in health (except nursing)	NOC Skill Level A	139	23.1	21
21.	11	Professional occupations in business and finance	NOC Skill Level A	126	22.1	21
22.	34	Assisting occupations in support of health services	NOC Skill Level C	126	21.9	21
23.	52	Technical occupations in art, culture, recreation and sport	NOC Skill Level B	115	22.3	21
24.	01	Senior managers - construction, transportation, production and utilities	NOC Skill Level A	107	26.8	21
25.	21	Professional occupations in natural and applied sciences	NOC Skill Level A	104	22.3	21
26.	15	Distribution, tracking and scheduling co-ordination occupations	NOC Skill Level C	100	20.1	21
27.	41	Professional occupations in law and social, community and government services	NOC Skill Level A	96	19.1	21

MULTILINGUAL JOB POSTINGS BY THE NUMBERS

ACTIVE POSTINGS: 1,147
NEW POSTINGS: 0
COMPANIES: 805
LANGUAGES: 10

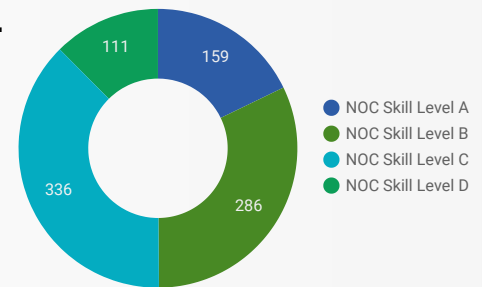
OF DAYS POSTED

AVERAGE: 20.1
MEDIAN: 21

MULTILINGUAL JOB POSTINGS BY SKILL LEVEL

What language skills are employers looking for by occupational skill level?

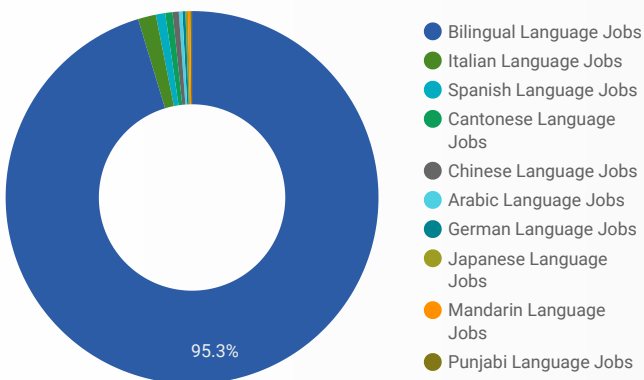
- 159 Skill Level A - Management/ Professional Occupations usually requiring University
- 286 Skill Level B - Usually college education or apprenticeship training
- 336 Skill Level C - Usually secondary education or occupation-specific training
- 111 Skill Level D - Usually on-the-job training



LANGUAGES	NOC Skill Level A	NOC Skill Level B	NOC Skill Level C	NOC Skill Level D
Bilingual Lang...	152	266	325	106
Italian Langu...	1	10	3	1
Cantonese La...	1	2	5	
Arabic Langu...		1	1	3
Japanese Lan...		2	1	1
Spanish Lang...	1	2	1	
Chinese Lang...	2	1		

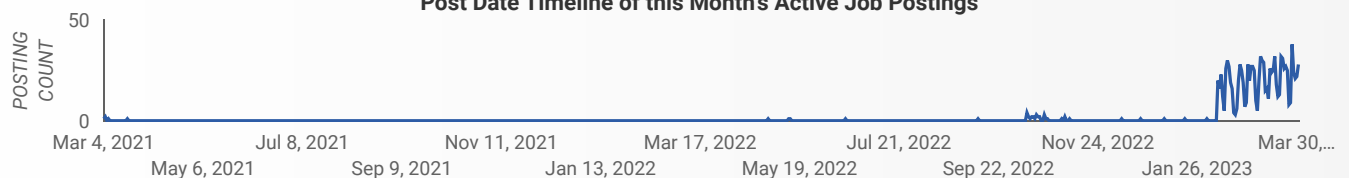
LANGUAGE SKILLS BREAKDOWN

Which kinds of language skills do employers seek?



LANGUAGES	POSTING COUNT
1. Bilingual Language Jobs	1,094
2. Italian Language Jobs	17
3. Cantonese Language Jobs	8
4. Spanish Language Jobs	7
5. Chinese Language Jobs	6
6. Arabic Language Jobs	5

Post Date Timeline of this Month's Active Job Postings



LANGUAGE SKILLS BEING RECRUITED BY JOB CATEGORY

What language skills are sought by 1-Digit NOC?

BROAD OCCUPATIONAL CATEGORY	Bilingual ...	Italian La...	Cantones...	Arabic La...	Japanese...	Spanish ...	Grand total
Business, finance and administration occup...	120		2			1	125
Health occupations	42		2	1		2	48
Management occupations	71	1					74
Natural and applied sciences and related o...	23						23
Natural resources, agriculture and related p...	18						18
Occupations in art, culture, recreation and s...	25						26
Occupations in education, law and social, c...	109					1	111
Occupations in manufacturing and utilities	8						8
Sales and service occupations	280	14	4	4	4		306
Trades, transport and equipment operators ...	153						153
Grand total	849	15	8	5	4	4	892

MULTILINGUAL JOB POSTINGS BY MUNICIPALITY

What language skills are sought by 4-Digit NOC?

	MUNICIPALITY	JOB LANGUAGES	AVG POSTING LENGTH IN DAYS	MEDIAN POSTING LENGTH IN DAYS
1.	City of Oshawa	275	21.1	21
2.	City of Whitby	225	22.0	21
3.	City of Ajax	223	23.6	21
4.	City of Pickering	185	23.8	21
5.	Municipality of Clarington	119	20.3	21
6.	Municipality of Uxbridge	41	27.1	21
7.	Municipality of Scugog	39	22.9	21
8.	Municipality of Brock	8	27.1	21



LANGUAGE DEMAND BY JOB

What language skills are sought by 4-Digit NOC?

4 DIGIT NOC NAME	POSTINGS
1. Retail salespersons	64
2. Other customer and information services rep...	45
3. Cooks	38
4. Retail and wholesale trade managers	33
5. Transport truck drivers	31
6. Food and beverage servers	29
7. Elementary school and kindergarten teachers	29
8. Home support workers housekeepers and re...	27
9. Food counter attendants kitchen helpers an...	26
10. Administrative assistants	24
11. Light duty cleaners	21
12. Material handlers	20
13. Receptionists	18
14. Delivery and courier service drivers	17
15. Landscaping and grounds maintenance labo...	15
16. Social and community service workers	14
17. Business development officers and marketin...	13
18. Automotive service technicians truck and bu...	11
19. Security guards and related security service ...	11
20. Construction trades helpers and labourers	11
21. Landscape and horticulture technicians and ...	10
22. Licensed practical nurses	9
23. Other instructors	9
24. Early childhood educators and assistants	9
25. Administrative officers	9
26. General office support workers	9
27. Restaurant and food service managers	8
28. Dental assistants	8
29. Machinists and machining and tooling inspe...	8
30. Bartenders	7
31. Other trades helpers and labourers	7
1 - 100 / 166 < >	

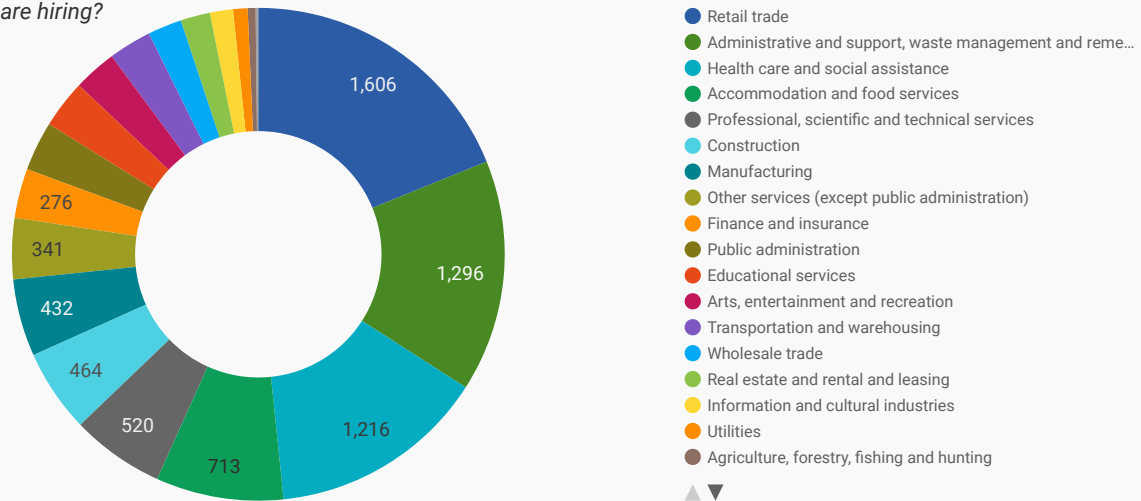
MULTILINGUAL HIRING EMPLOYERS

Which employers are seeking multilingual candidates?

COMPANY	POSTINGS
1. Durham District School Board	13
2. East Side Mario's	9
3. Safran Landing Systems	8
4. Skin Vitality Medical Clinic	8
5. Day Communications for Durham District School...	8
6. Stack IT	6
7. confidential	6
8. Generations Cleaning (whitby)	6
9. Durham Catholic District School Board	6
10. Aspect Retail Logistics	5
11. Phoenix A.M.D. International Inc.	5
12. Farm Boy Inc.	5
13. CBI Health Group	5
14. Goldie's Cafe + Eatery	5
15. Intact	5
16. Omachron Science Inc	4
17. Lenbook Group of Companies	4
18. Alpha Auto Group - Ontario Hyundai	4
19. Choko Motorsports	4
20. Municipal Property Assessment Corporation	4
21. Birk's Landscaping	4
22. Mid-Ontario Truck Centre	4
23. Kawartha Pine Ridge District School Board	4
24. Durham Youth Services	4
25. CBI Health	4
26. SCHOOLHOUSE PLAYCARE CENTRES OF DURHAM	4
27. LENDCARE CAPITAL INC.	4
28. The Bartech Group	4
29. Alzheimer Society of Durham Region	4
30. Ontario Family Group	4
1 - 50 / 805 < >	

TOP HIRING SECTORS BY 2-DIGIT NAICS CODE

What sectors are hiring?



	2-DIGIT NAICS LABEL	NAICS CODE	POSTING COUNT	AVG POSTING LENGTH IN DAYS	MEDIAN POSTING LENGTH IN DAYS
1.	Retail trade	44-45	1,606	19.9	21
2.	Administrative and support, waste management and remediation services	56	1,296	23.4	21
3.	Health care and social assistance	62	1,216	21.6	21
4.	Accommodation and food services	72	713	26.8	21
5.	Professional, scientific and technical services	54	520	20.7	21
6.	Construction	23	464	27.6	21
7.	Manufacturing	31-33	432	22.2	21
8.	Other services (except public administration)	81	341	23.7	21
9.	Finance and insurance	52	276	19.4	21
10.	Public administration	91	276	21.6	21
11.	Educational services	61	270	17.4	21
12.	Arts, entertainment and recreation	71	241	21.1	21
13.	Transportation and warehousing	48-49	240	24.5	21
14.	Wholesale trade	41	190	22.6	21
15.	Real estate and rental and leasing	53	165	22.0	21
16.	Information and cultural industries	51	129	19.8	21
17.	Utilities	22	81	19.8	21
18.	Agriculture, forestry, fishing and hunting	11	44	53.0	21
19.	Management of companies and enterprises	55	11	13.8	21
20.	Mining, quarrying, and oil and gas extraction	21	4	20.0	20

NOTE: NAICS code 56 includes Employment Agencies. Manufacturing includes codes 31-33, Retail Trade includes codes 44-45 and Transportation and Warehousing includes codes 48-49.

TOP HIRING SECTORS BY 3-DIGIT NAICS CODE

What sectors are hiring?

	3-DIGIT NAICS LABEL	NAICS CODE	POSTING COUNT ▾	AVG POSTING LENGTH IN DAYS	MEDIAN POSTING LENGTH IN DAYS
1.	Administrative and support services	561	1,237	23.4	21
2.	Ambulatory health care services	621	663	23.1	21
3.	Food services and drinking places	722	649	27.2	21
4.	Professional, scientific and technical services	541	520	20.7	21
5.	Nursing and residential care facilities	623	296	20.2	21
6.	Specialty trade contractors	238	294	30.0	21
7.	Educational services	611	270	17.4	21
8.	Food and beverage stores	445	256	17.7	20
9.	Building material and garden equipment and supplies dealers	444	248	16.7	16
10.	Motor vehicle and parts dealers	441	241	21.9	21
11.	Clothing and clothing accessories stores	448	227	20.8	21
12.	Amusement, gambling and recreation industries	713	223	21.3	21
13.	Social assistance	624	206	20.4	21
14.	Local, municipal and regional public administration	913	202	16.6	21
15.	Health and personal care stores	446	174	18.5	21
16.	Personal and laundry services	812	162	25.9	21
17.	General merchandise stores	452	138	19.7	21
18.	Truck transportation	484	137	22.8	21
19.	Credit intermediation and related activities	522	135	18.5	21
20.	Furniture and home furnishings stores	442	127	19.9	21
21.	Construction of buildings	236	127	24.0	21
22.	Insurance carriers and related activities	524	120	20.3	21
23.	Repair and maintenance	811	117	22.0	21
24.	Real estate	531	109	19.7	21
25.	Transportation equipment manufacturing	336	99	21.3	21
26.	Miscellaneous store retailers	453	96	20.1	21
27.	Telecommunications	517	85	20.2	21
28.	Utilities	221	81	19.8	21
29.	Food, beverage and tobacco merchant wholesalers	413	75	23.1	21
30.	Accommodation services	721	64	23.4	21
31.	Waste management and remediation services	562	59	24.0	21
					1 - 50 / 89 < >

TOP HIRING SECTORS BY 4-DIGIT NAICS CODE

What sectors are hiring?

	4-DIGIT NAICS LABEL	NAICS CODE	POSTING COUNT ▾	AVG POSTING LENGTH IN DAYS	MEDIAN POSTING LENGTH IN DAYS
1.	Employment services	5613	785	23.8	21
2.	Full-service restaurants and limited-service eating places	7225	606	27.9	21
3.	Services to buildings and dwellings	5617	300	21.8	21
4.	Building material and supplies dealers	4441	237	16.7	16
5.	Grocery stores	4451	226	17.3	14
6.	Community care facilities for the elderly	6233	224	19.7	21
7.	Other local, municipal and regional public administration	9139	200	16.6	21
8.	Clothing stores	4481	187	20.9	21
9.	Health and personal care stores	4461	174	18.5	21
10.	Other amusement and recreation industries	7139	169	21.3	21
11.	Architectural, engineering and related services	5413	164	20.9	21
12.	Out-patient care centres	6214	154	20.8	21
13.	Home health care services	6216	153	27.7	21
14.	Automobile dealers	4411	151	22.1	21
15.	Offices of dentists	6212	136	20.6	21
16.	Offices of other health practitioners	6213	133	23.3	21
17.	Elementary and secondary schools	6111	129	14.0	7
18.	Building equipment contractors	2382	128	39.3	21
19.	Personal care services	8121	124	28.5	21
20.	General freight trucking	4841	115	22.3	21
21.	Agencies, brokerages and other insurance related activities	5242	110	20.2	21
22.	Management, scientific and technical consulting services	5416	104	19.9	21
23.	Furniture stores	4421	96	19.9	21
24.	Child day-care services	6244	96	23.7	21
25.	Individual and family services	6241	92	16.5	21
26.	Department stores	4521	84	18.9	21
27.	Investigation and security services	5616	83	22.4	21
28.	Other specialty trade contractors	2389	79	17.5	15
29.	Electric power generation, transmission and distribution	2211	79	19.8	21
30.	Wired and wireless telecommunications carriers(except satellite)	5173	78	20.2	21
31.	Residential building construction	2361	77	25.7	21
					1 - 50 / 234 < >

TOP HIRING SECTORS BY 5-DIGIT NAICS CODE

What sectors are hiring?

	5-DIGIT NAICS LABEL	NAICS CODE	POSTING COUNT ▾	AVG POSTING LENGTH IN DAYS	MEDIAN POSTING LENGTH IN DAYS
1.	Employment placement agencies and executive search services	56131	768	23.9	21
2.	Full-service restaurants and limited-service eating places	72251	606	27.9	21
3.	Community care facilities for the elderly	62331	224	19.7	21
4.	Supermarkets and other grocery (except convenience) stores	44511	219	17.2	14
5.	Hardware stores	44413	211	15.2	14
6.	Other local, municipal and regional public administration	91391	200	16.6	21
7.	Landscaping services	56173	163	23.5	21
8.	Home health care services	62161	153	27.7	21
9.	Engineering services	54133	143	21.3	21
10.	Offices of dentists	62121	136	20.6	21
11.	Elementary and secondary schools	61111	129	14.0	7
12.	New car dealers	44111	117	22.2	21
13.	Insurance agencies and brokerages	52421	102	20.1	21
14.	Fitness and recreational sports centres	71394	100	20.4	21
15.	Furniture stores	44211	96	19.9	21
16.	Child day-care services	62441	96	23.7	21
17.	Janitorial services	56172	94	19.7	21
18.	Other out-patient care centres	62149	93	20.8	21
19.	Management consulting services	54161	92	19.8	21
20.	Hair care and esthetic services	81211	89	21.4	21
21.	Department stores	45211	84	18.9	21
22.	Wired and wireless telecommunications carriers (except satellite)	51731	78	20.2	21
23.	Pharmacies and drug stores	44611	78	20.3	21
24.	Residential building construction	23611	77	25.7	21
25.	Banking	52211	69	17.0	14
26.	General freight trucking, local	48411	68	21.8	21
27.	Offices of physicians	62111	68	24.0	21
28.	Other health and personal care stores	44619	66	16.1	14
29.	Electric power generation	22111	63	19.6	21
30.	Investigation, guard and armoured car services	56161	62	23.9	21
31.	Community colleges and C.E.G.E.P.s	61121	61	21.0	21
					1 - 50 / 398 < >

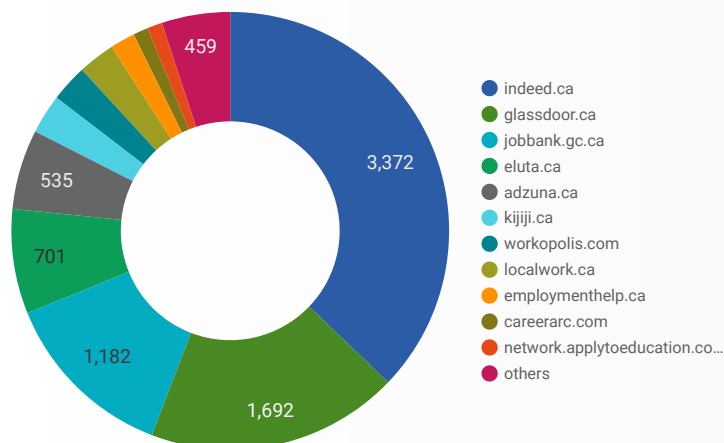
TOP HIRING SECTORS BY 6-DIGIT NAICS CODE

What sectors are hiring?

	6-DIGIT NAICS LABEL	NAICS CODE	POSTING COUNT ↓	AVG POSTING LENGTH IN DAYS	MEDIAN POSTING LENGTH IN DAYS
1.	Employment placement agencies and executive search services	561310	768	23.9	21
2.	Limited-service eating places	722512	323	28.3	21
3.	Full-service restaurants	722511	283	27.5	21
4.	Community care facilities for the elderly	623310	224	19.7	21
5.	Supermarkets and other grocery (except convenience) stores	445110	219	17.2	14
6.	Hardware stores	444130	211	15.2	14
7.	Other local, municipal and regional public administration	913910	200	16.6	21
8.	Landscaping services	561730	163	23.5	21
9.	Home health care services	621610	153	27.7	21
10.	Engineering services	541330	143	21.3	21
11.	Offices of dentists	621210	136	20.6	21
12.	Elementary and secondary schools	611110	129	14.0	7
13.	New car dealers	441110	117	22.2	21
14.	Insurance agencies and brokerages	524210	102	20.1	21
15.	Fitness and recreational sports centres	713940	100	20.4	21
16.	Child day-care services	624410	96	23.7	21
17.	Furniture stores	442110	96	19.9	21
18.	Janitorial services (except window cleaning)	561722	87	19.6	21
19.	Community health centres	621494	87	20.7	21
20.	Department stores	452110	84	18.9	21
21.	Wired and wireless telecommunications carriers (except satellite)	517310	78	20.2	21
22.	Pharmacies and drug stores	446110	78	20.3	21
23.	Residential building construction	236110	77	25.7	21
24.	General freight trucking, local	484110	68	21.8	21
25.	Offices of physicians	621110	68	24.0	21
26.	Personal and commercial banking industry	522111	67	17.0	14
27.	Hydro-electric power generation	221111	62	19.6	21
28.	Offices of physical, occupational, and speech therapists and audiologists	621340	61	26.2	21
29.	Community colleges and C.E.G.E.P.s	611210	61	21.0	21
30.	Out-patient mental health and substance abuse centres	621420	60	21.0	21
31.	General line food merchant wholesalers	412110	60	22.7	21

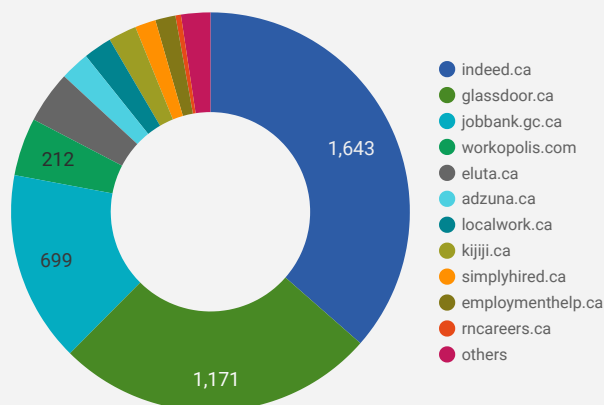
JOB POSTINGS BY JOB BOARD

What share of unique job postings appear on each job board?



COMPANIES BY JOB BOARD

What share of unique job postings appear on each job board?



JOB POSTING DETAILS BY JOB BOARD

How does job posting activity differ by job board?

	JOB BOARD	POSTING COUNT ▾	AVG POSTING LENGTH IN DAYS	MEDIAN POSTING LENGTH IN DAYS	# OF COMPANIES
1.	indeed.ca	3,372	20.3	21	1,643
2.	glassdoor.ca	1,692	20.9	21	1,171
3.	jobbank.gc.ca	1,182	44.7	30	699
4.	eluta.ca	701	21.0	21	191
5.	adzuna.ca	535	14.0	14	107
6.	kijiji.ca	264	15.0	15	103
7.	workopolis.com	249			212
8.	localwork.ca	248	16.3	13	104
9.	employmenthelp.ca	167	79.5	54	74
10.	careerarc.com	101	41.5	32	11
11.	network.applytoeducation.com	100	8.5	6	4
12.	simplyhired.ca	95	19.9	21	76
13.	jobillico.com	84	12.3	8	19
14.	rncareers.ca	60	27.3	21	20
15.	randstad.ca	41	42.9	32	1
16.	careerbuilder.ca	34	45.5	33	12
17.	careerowl.ca	28	194.6	192	19