

JOB DEMAND REPORT

JANUARY 2023

HIGHLIGHTS

JOB POSTINGS BY THE NUMBERS

POSTING COUNT	NEW THIS MONTH	COMPANIES	JOB BOARDS
8,198	4,984	3,115	35

OF DAYS POSTED

AVERAGE	MEDIAN
22.0	21

REPORT BUILDER

The default filter selection below will show all job demand data for the month. You can use the filters to create a customized report for the purpose of understanding a subset of the data.

OCCUPATION FILTERS

SKILL TYPE NAME / 1-DIGIT NOC	▼
MAJOR GROUP / 2-DIGIT NOC	▼
MINOR GROUP / 3-DIGIT NOC	▼
UNIT GROUP / 4-DIGIT NOC	▼
SKILL LEVEL	▼
JOB TYPE	▼
JOB DURATION	▼
ADDITIONAL LANGUAGE	▼
SPECIFIC JOB TAGS	▼

INDUSTRY/SECTOR FILTERS

HIRING SECTOR BY 2-DIGIT NAICS CODE	▼
HIRING SECTOR BY 3-DIGIT NAICS CODE	▼
HIRING SECTOR BY 4-DIGIT NAICS CODE	▼
HIRING SECTOR BY 5-DIGIT NAICS CODE	▼
HIRING SECTOR BY 6-DIGIT NAICS CODE	▼

OTHER FILTERS

MUNICIPALITY	▼
JOB BOARD	▼

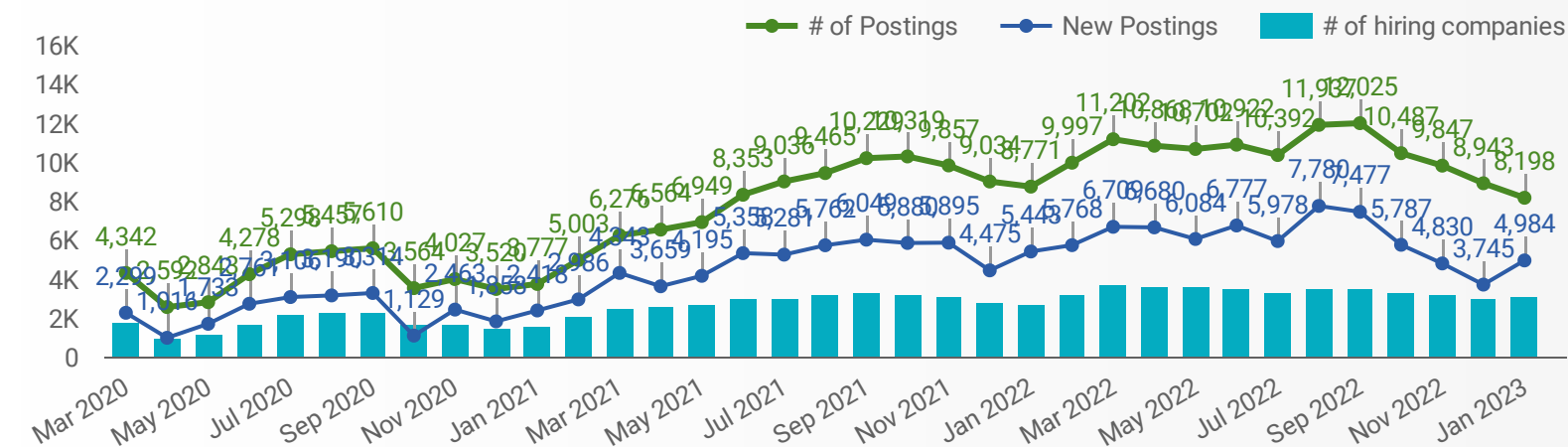
NOC = National Occupation Classification | NAICS = North American Industry Classification System

Source:

Job posting data collected by Durham Workforce Authority from job boards and employer websites who recruit candidates in Durham Region.

JOB POSTINGS BY MONTH FOR DURHAM REGION

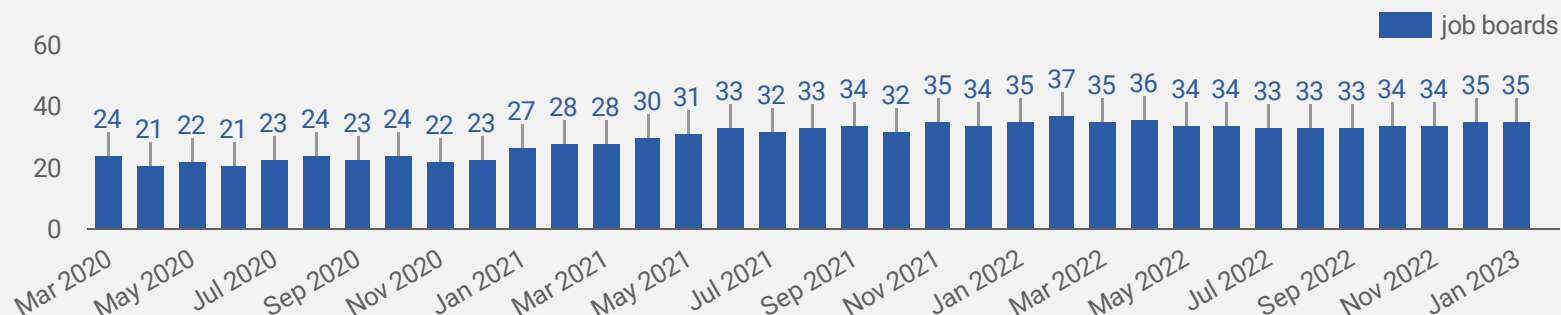
How many job postings were active for at least 1 day this month?



NOTE: This graph cannot be filtered using the controls on the cover page

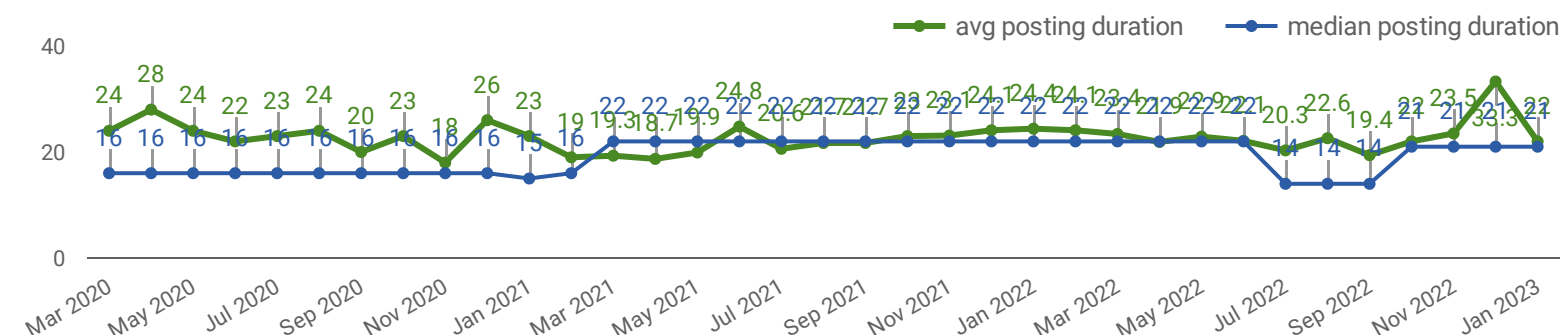
NUMBER OF ACTIVE JOB BOARDS

How many job postings were active for at least 1 day this month on these job boards?



AVG & MEDIAN POSTING LENGTH BY DAYS

How long are employers having to recruit for to find candidates to fill their job vacancies?



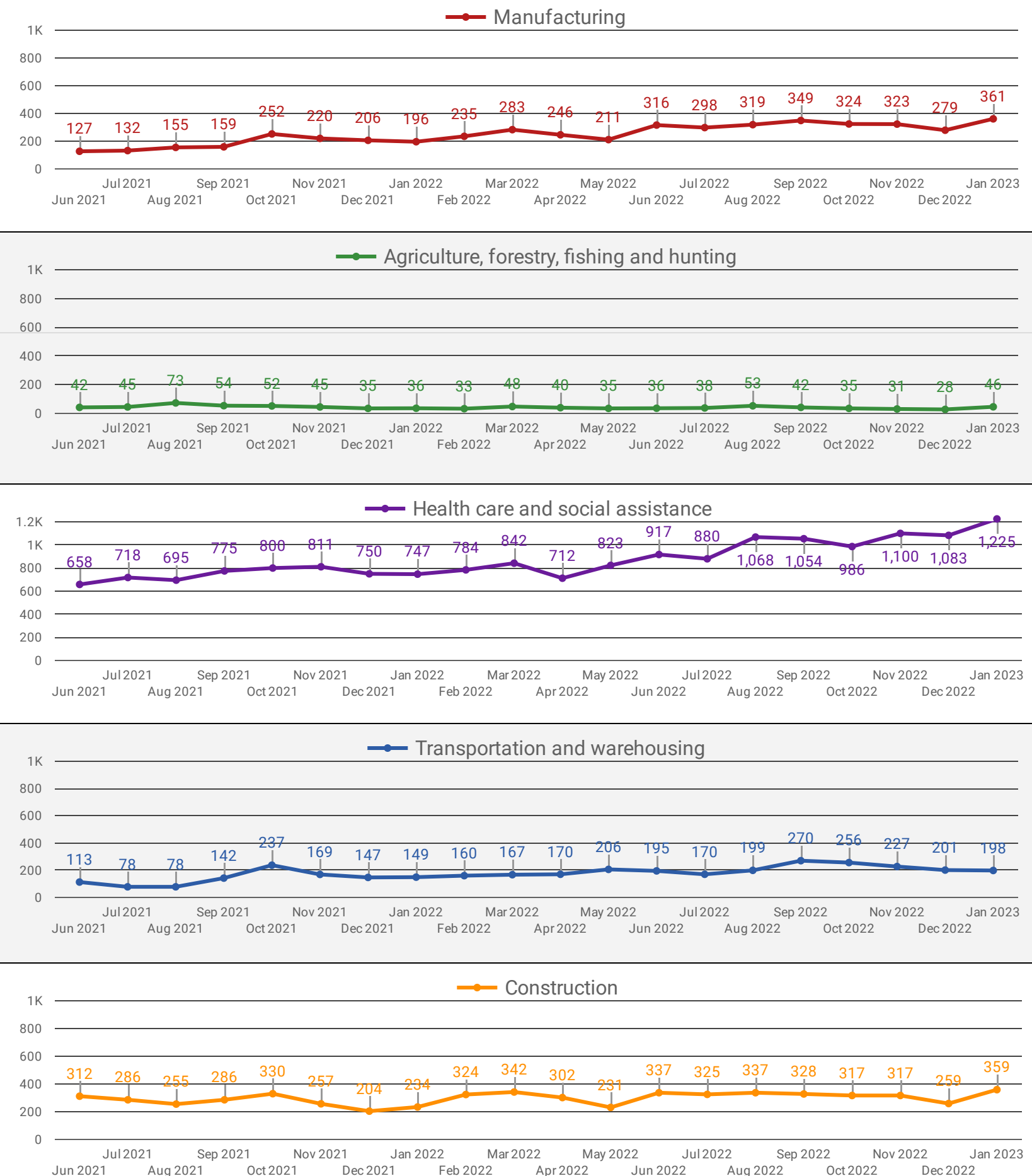
POST DATE TIMELINE FOR THIS MONTH'S ACTIVE JOB POSTINGS

How many job postings were active for at least 1 day this month?



DEMAND BY KEY SECTOR (DURHAM REGION)

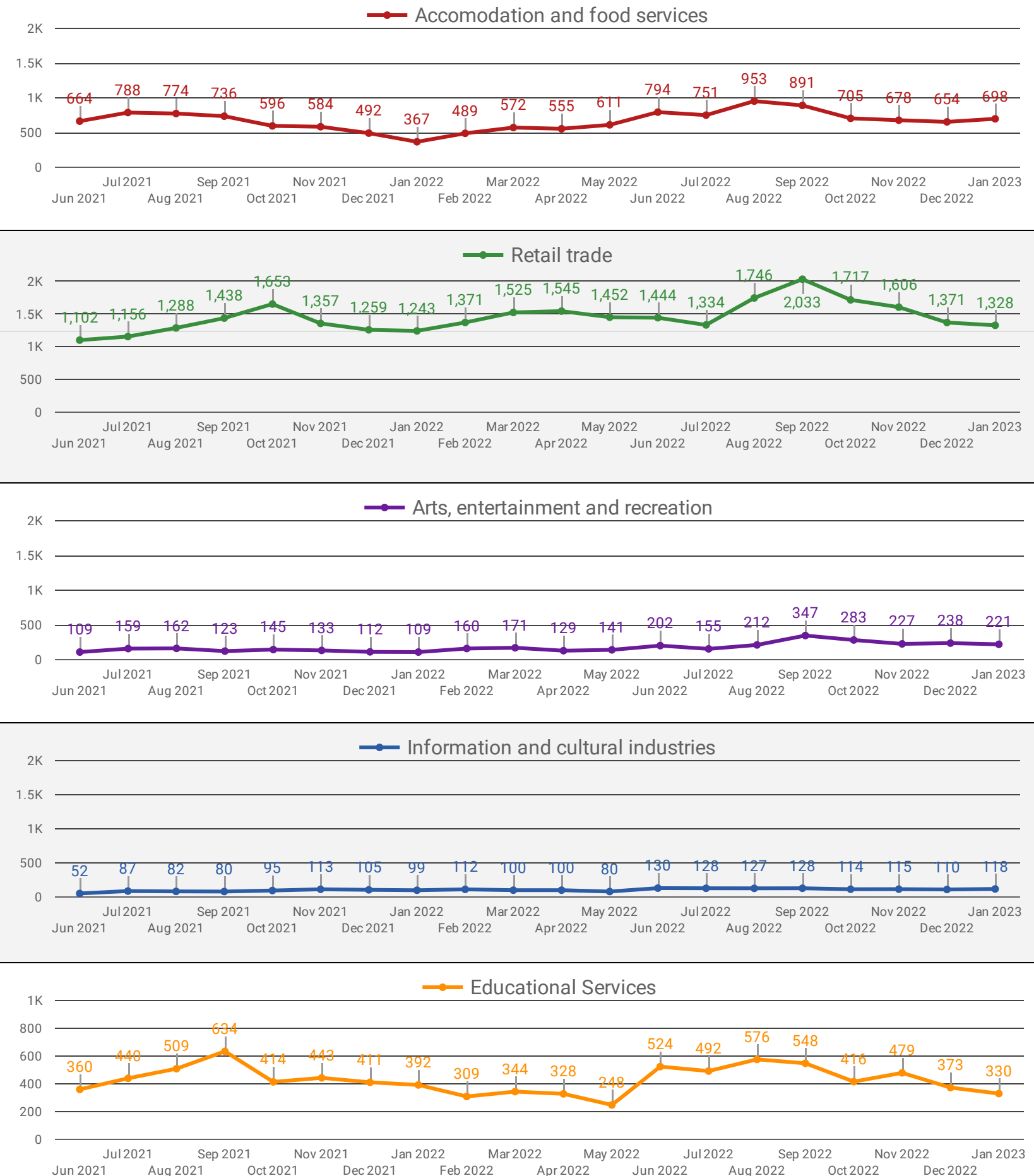
How many job postings were active for at least 1 day this month by sector?



NOTE: This graph cannot be filtered using the controls on the cover page

DEMAND BY IMPACTED SECTOR (DURHAM REGION)

How many job postings were active for at least 1 day this month by sector?

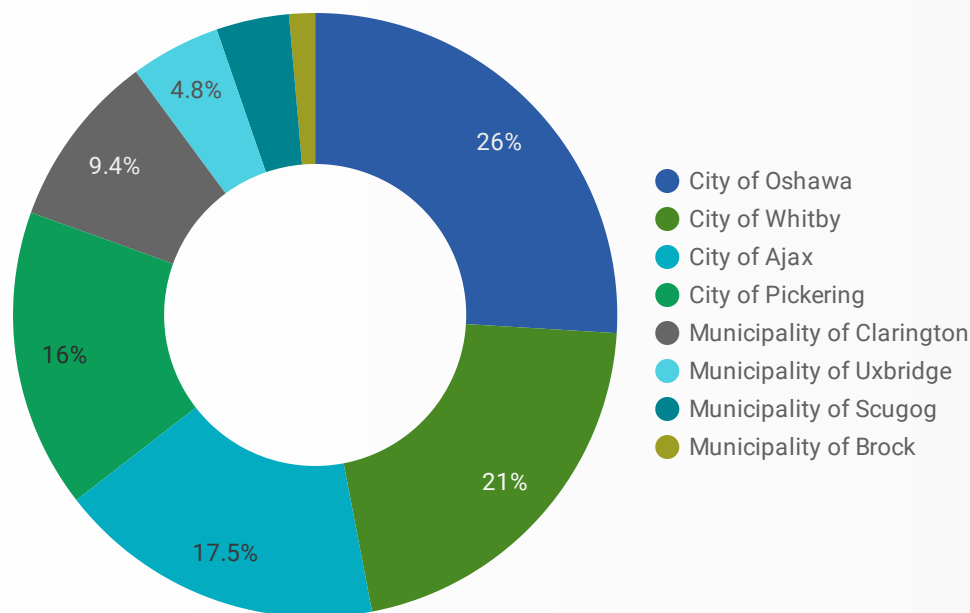


NOTE: This graph cannot be filtered using the controls on the cover page

JOB POSTINGS BY MUNICIPALITY

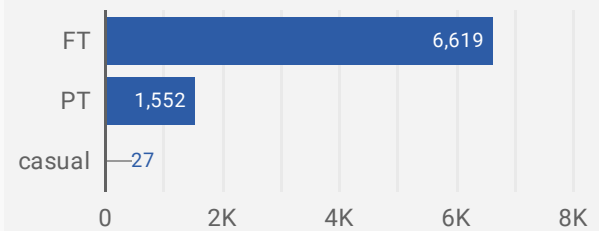
How many job postings were active for at least 1 day this month?

	MUNICIPALITY	POSTING COUNT	AVG POSTING LENGTH IN DAYS	MEDIAN POSTING LENGTH IN DAYS
1.	City of Oshawa	2,116	21.0	21
2.	City of Whitby	1,714	21.0	21
3.	City of Ajax	1,428	22.2	21
4.	City of Pickering	1,305	21.0	21
5.	Municipality of Clarington	765	21.6	21
6.	Municipality of Uxbridge	393	32.3	21
7.	Municipality of Scugog	318	28.8	21
8.	Municipality of Brock	113	23.8	21



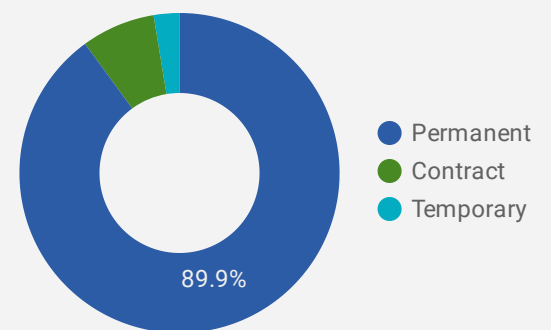
JOB TYPE

Full-time vs Part-time



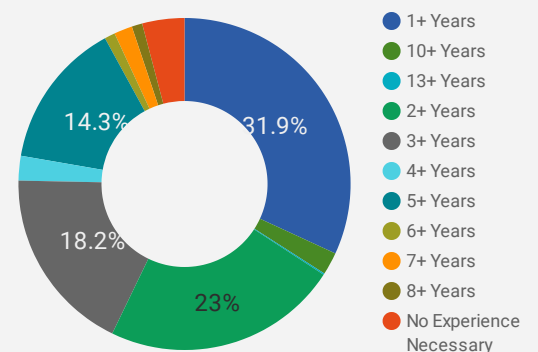
JOB DURATION

Permanency of jobs posted



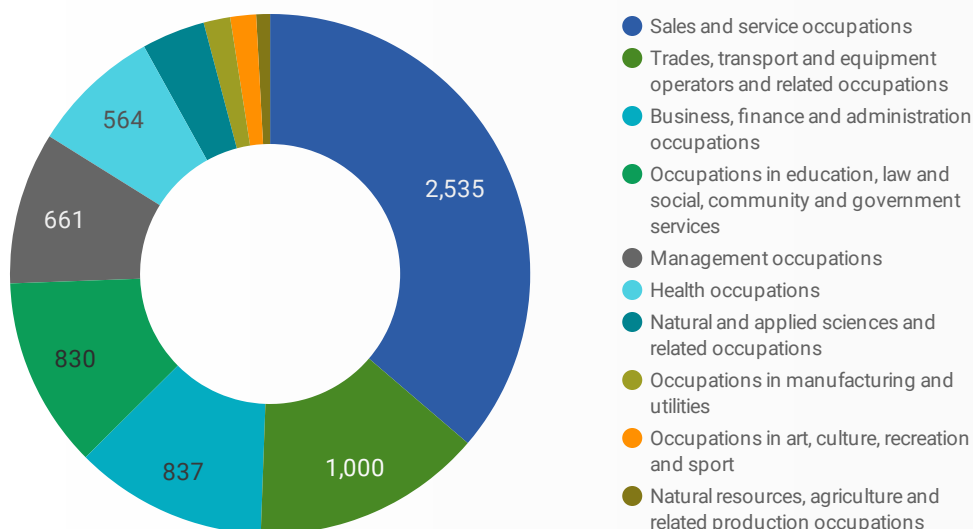
JOB EXPERIENCE LEVEL

Job Postings by Years of Experience Required



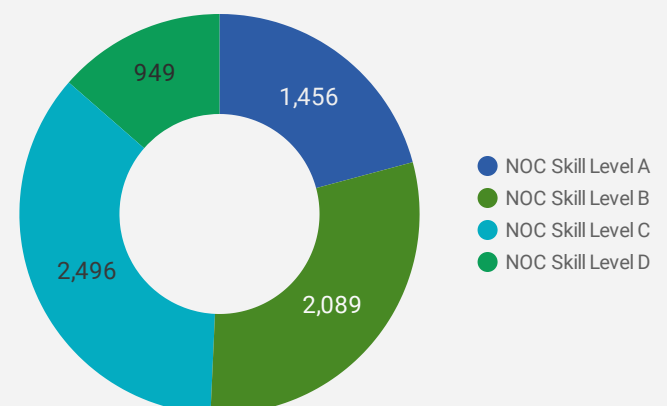
JOB POSTINGS BY JOB CATEGORY

What broad occupational category is being recruited?



JOB POSTINGS BY SKILL LEVEL

What education do occupations typically require?



Skill Level A = Usually University education | Skill Level B = Usually College education or Apprenticeship training | Skill Level C = Usually Secondary education or occupation-specific training | Skill Level D = Usually on-the-job training

TOP HIRING EMPLOYERS & AGENCIES

Who is hiring?

	COMPANY	MUNICIPALITY	POSTINGS COUNT ▾	AVG POSTING LENGTH IN DAYS	MEDIAN POSTING LENGTH IN DAYS
1.	Lakeridge Health	City of Oshawa	62	20.8	21
2.	Durham College	City of Oshawa	43	19.8	21
3.	Gordon Food Service	City of Ajax	38	20.3	21
4.	Ontario Shores Centre for Mental Health Sciences	City of Whitby	37	21.0	21
5.	Employmenthelp	Municipality of Uxbridge	32	132.0	95
6.	The Town of Whitby	City of Whitby	31	21.0	21
7.	Durham District School Board	City of Oshawa	29	12.1	6
8.	Great Canadian Gaming Corporation	City of Pickering	29	29.7	30
9.	Durham District School Board	City of Whitby	27	9.5	6
10.	Ontario Shores Centre for Mental Health Services	City of Whitby	27	18.4	21
11.	Day Communications for Durham District School...	City of Oshawa	26	20.0	20
12.	Ontario Power Generation	City of Pickering	24	17.4	17
13.	General Motors	City of Oshawa	24	21.8	21
14.	Durham District School Board	City of Ajax	24	6.7	6
15.	Day Communications for Durham District School...	City of Whitby	23	20.4	21
16.	Thermo Fisher Scientific	City of Whitby	22	17.7	20
17.	Compass Group	City of Oshawa	22	21.0	21
18.	Markham Stouffville Hospital	Municipality of Uxbridge	22	35.3	43
19.	Day Communications for Durham District School...	City of Ajax	21	19.0	20
20.	Municipality of Clarington	Municipality of Clarington	20	16.4	15
21.	City of Oshawa	City of Oshawa	20	21.0	21
22.	Pickering Casino Resort & Casino Ajax	City of Whitby	20	27.0	27
23.	Shannex Inc.	City of Ajax	20	21.0	21
24.	Community Care Durham	City of Whitby	20	18.5	21
25.	Durham Region Unemployed Help Centre	City of Oshawa	19	14.3	14
26.	Bowmanville Home Building Centre	Municipality of Clarington	19	3.0	3
27.	Choko Motorsports	Municipality of Uxbridge	18	23.3	21
28.	Volkswagen Group Canada	City of Ajax	18	20.9	21
29.	Intact	City of Ajax	18	20.6	21

TOP HOURLY WAGES IN JOB POSTINGS

What are employers willing to pay to find the perfect candidate?







of Minimum Wage Job Postings

224

	JOB TITLE	COMPANY	LOCATION	HOURLY WAGE ▾
1.	Chiroprapist Part-time For Busy Multidisciplinary Clinic	Durham Spine Care and Rehabilitation Centre	City of Ajax	100 
2.	Looking For Hardscaper/landscaper Subs	Stone Landscape & Pools	City of Ajax	100 
3.	Manual Osteopathic Practitioner	Your Health Collective	City of Ajax	90 
4.	Registered Dental Hygienist	Doctor Patel Dentistry	City of Ajax	90 
5.	Director, People Services	Lakeridge Health	City of Oshawa	86 
6.	Bcba (board Certified Behaviour Analyst)	Speech Associates	City of Oshawa	85 
7.	Pharmacist	RPI Consulting Group	City of Oshawa	80 
8.	Health Care Practitioners - Physiotherapists, Acupuncturists, Osteopaths	MyLife Rehab and Wellness	City of Whitby	75 
9.	Project Lead	Morson Canada	Municipality of Clarington	75 
10.	Chiropractor	Physiotherapy and Rehabilitation Centres of Ontario	City of Whitby	75 
11.	Project Leader, Maintenance	Morson Canada	Municipality of Clarington	75 
12.	Psychologist	Frontenac Youth Services	City of Oshawa	71 
				1 - 100 / 1823 < >

TOP SALARIES IN JOB POSTINGS

What are employers willing to pay to find the perfect candidate?

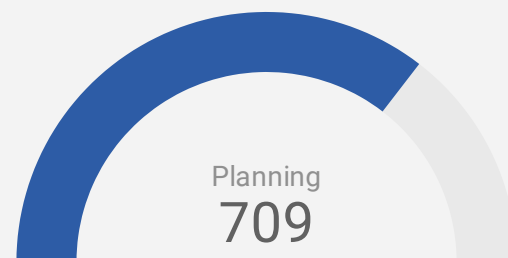
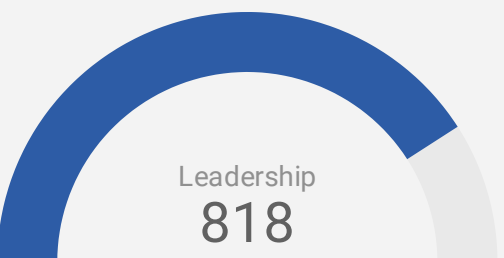
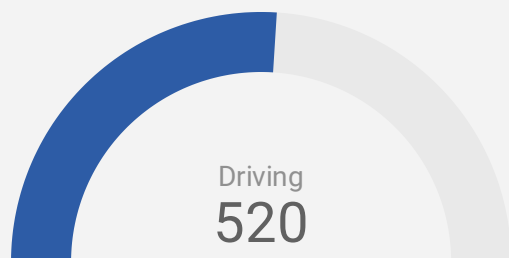
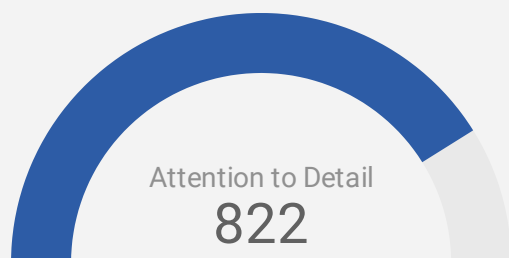
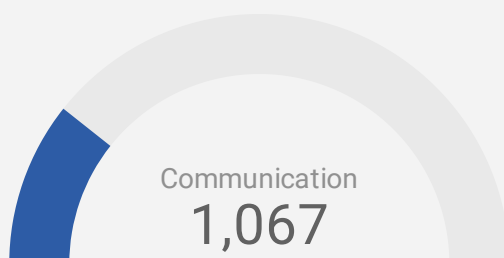
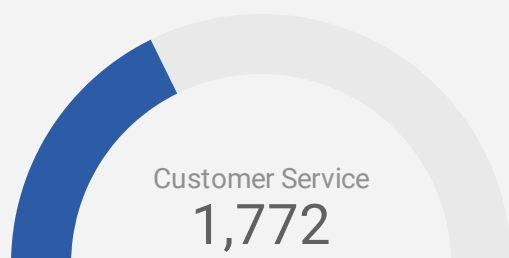
	JOB TITLE	COMPANY	LOCATION	ANNUAL SALARY ▾
1.	Dental Associate Dentist	North Oshawa Dental Office	City of Oshawa	321,780 
2.	Dental Associate	Ajax Dental Centre	City of Ajax	308,123 
3.	Locum Dentist	Whitb Mall Dental Office	City of Whitby	253,292 
4.	Area Sales Manager	Clera windows and doors	City of Ajax	250,000 
5.	Snr Construction/project Manager Nuclear	Blue Sand Solutions	City of Oshawa	200,000 
6.	Print Sales Associate	PAR PRINT GROUP INC	City of Whitby	200,000 
7.	Automotive Sales Representative	LKQ Corporation	City of Whitby	200,000 
8.	Litigation Lawyer	Vanular Lawyers Professional Corporation	City of Pickering	200,000 
9.	Outside Sales Representative Gta	Bliss Realty Investors	City of Ajax	200,000 
10.	Real Estate Sales Representative Wanted	Real Estate Bay Realty	City of Ajax	200,000 
11.	Finance Manager	Mills Motors Buick GMC	City of Oshawa	180,000 
				1 - 100 / 2214 < >

TOP IN-DEMAND SKILLS

How many times were these skills found in job postings?

ACTIVE JOB POSTINGS THIS MONTH

8,198

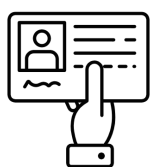


KEY JOB REQUIREMENTS

How often are these requirements desired in job postings?

ACTIVE JOB POSTINGS THIS MONTH

8,198



Driver's License

1,244



First Aid

388



Regular Access to a Vehicle

311



Criminal Record Check

347



Microsoft Office

370



Food Safety

171

TOP OCCUPATIONS BY SKILL, FREQUENCY & DURATION

What jobs are in-demand and/or hard to fill?

	4 DIGIT NOC	4 DIGIT NOC NAME	SKILL LEVEL	POSTING COUNT	AVG POSTING LENGTH IN DAYS	MEDIAN POSTING LENGTH IN DAYS
1.	6421	Retail salespersons	NOC Skill Level C	547	21.0	21
2.	6711	Food counter attendants kitchen helpers and related support occupations	NOC Skill Level D	236	22.9	21
3.	4412	Home support workers housekeepers and related occupations	NOC Skill Level C	236	25.3	21
4.	6552	Other customer and information services representatives	NOC Skill Level C	229	20.6	21
5.	0621	Retail and wholesale trade managers	NOC Skill Level A	225	20.0	21
6.	6322	Cooks	NOC Skill Level B	201	23.8	21
7.	7452	Material handlers	NOC Skill Level C	166	23.4	21
8.	6622	Store shelf stockers clerks and order fillers	NOC Skill Level D	165	18.5	21
9.	7511	Transport truck drivers	NOC Skill Level C	157	20.4	21
10.	1241	Administrative assistants	NOC Skill Level B	140	23.7	21
11.	4032	Elementary school and kindergarten teachers	NOC Skill Level A	138	8.7	6
12.	6731	Light duty cleaners	NOC Skill Level D	130	23.9	21
13.	6541	Security guards and related security service occupations	NOC Skill Level C	129	22.6	21
14.	6513	Food and beverage servers	NOC Skill Level C	121	30.5	21
15.	1414	Receptionists	NOC Skill Level C	115	23.0	21
16.	0631	Restaurant and food service managers	NOC Skill Level A	94	26.4	21
17.	6211	Retail sales supervisors	NOC Skill Level B	90	26.6	21
18.	6311	Food service supervisors	NOC Skill Level B	90	32.3	21
19.	7514	Delivery and courier service drivers	NOC Skill Level C	86	20.1	21
20.	4031	Secondary school teachers	NOC Skill Level A	81	10.8	6
21.	6611	Cashiers	NOC Skill Level D	80	20.3	21
22.	3233	Licensed practical nurses	NOC Skill Level B	80	25.3	21
23.	7321	Automotive service technicians truck and bus mechanics and mechanical repairers	NOC Skill Level B	78	21.8	21
24.	0714	Facility operation and maintenance managers	NOC Skill Level A	78	21.0	21
25.	4212	Social and community service workers	NOC Skill Level B	76	21.3	21
26.	4214	Early childhood educators and assistants	NOC Skill Level B	73	22.0	21
27.	7611	Construction trades helpers and labourers	NOC Skill Level D	65	24.5	21
28.	3413	Nurse aides orderlies and patient service associates	NOC Skill Level C	62	19.9	21
29.	3012	Registered nurses and registered psychiatric nurses	NOC Skill Level A	58	20.7	21

JOB POSTINGS BY 3-DIGIT NATIONAL OCCUPATION CLASSIFICATION

What jobs are hard to fill and/or in-demand?

	3 DIGIT NOC	3 DIGIT NOC NAME	SKILL LEVEL	POSTING COUNT	AVG POSTING LENGTH IN DAYS	MEDIAN POSTING LENGTH IN DAYS
1.	642	Retail salespersons	NOC Skill Level C	547	21.0	21
2.	441	Home care providers and educational support occupations	NOC Skill Level C	262	26.4	21
3.	751	Motor vehicle and transit drivers	NOC Skill Level C	262	20.5	21
4.	655	Customer and information services representatives	NOC Skill Level C	242	20.5	21
5.	671	Food counter attendants, kitchen helpers and related support occupations	NOC Skill Level D	236	22.9	21
6.	062	Retail and wholesale trade managers	NOC Skill Level A	225	20.0	21
7.	632	Chefs and cooks	NOC Skill Level B	223	24.5	21
8.	403	Secondary and elementary school teachers and educational counsellors	NOC Skill Level A	222	9.5	6
9.	421	Paraprofessional occupations in legal, social, community and education services	NOC Skill Level B	205	22.7	21
10.	673	Cleaners	NOC Skill Level D	201	22.8	21
11.	651	Occupations in food and beverage service	NOC Skill Level C	182	27.1	21
12.	662	Other sales support and related occupations	NOC Skill Level D	180	18.5	21
13.	745	Longshore workers and material handlers	NOC Skill Level C	166	23.4	21
14.	124	Office administrative assistants - general, legal and medical	NOC Skill Level B	155	23.2	21
15.	141	General office workers	NOC Skill Level C	153	22.7	21
16.	323	Other technical occupations in health care	NOC Skill Level B	131	23.2	21
17.	341	Assisting occupations in support of health services	NOC Skill Level C	130	20.2	21
18.	654	Security guards and related security service occupations	NOC Skill Level C	129	22.6	21
19.	631	Service supervisors	NOC Skill Level B	115	28.7	21
20.	761	Trades helpers and labourers	NOC Skill Level D	110	23.3	21
21.	071	Managers in customer and personal services, n.e.c.	NOC Skill Level A	110	20.9	21
22.	152	Supply chain logistics, tracking and scheduling co-ordination occupations	NOC Skill Level C	105	22.2	21
23.	063	Managers in food service and accommodation	NOC Skill Level A	102	26.1	21
24.	321	Medical technologists and technicians (except dental health)	NOC Skill Level B	97	23.5	21
25.	732	Automotive service technicians	NOC Skill Level B	97	23.1	21
26.	621	Retail sales supervisors	NOC Skill Level B	90	26.6	21
27.	122	Administrative and regulatory occupations	NOC Skill Level B	89	24.9	21
28.	661	Cashiers	NOC Skill Level D	80	20.3	21
29.	111	Auditors, accountants and investment professionals	NOC Skill Level A	71	20.2	21

JOB POSTINGS BY 2-DIGIT NATIONAL OCCUPATION CLASSIFICATION

What jobs are hard to fill and/or in-demand?

	2 DIGIT NOC	2 DIGIT NOC NAME	SKILL LEVEL	POSTING COUNT ▼	AVG POSTING LENGTH IN DAYS	MEDIAN POSTING LENGTH IN DAYS
1.	65	Service representatives and other customer and personal services occupations	NOC Skill Level C	645	22.3	21
2.	64	Sales representatives and salespersons - wholesale and retail trade	NOC Skill Level C	558	21.0	21
3.	67	Service support and other service occupations, n.e.c.	NOC Skill Level D	460	23.2	21
4.	63	Service supervisors and specialized service occupations	NOC Skill Level B	413	24.1	21
5.	06	Middle management occupations in retail and wholesale trade and customer services	NOC Skill Level A	360	21.5	21
6.	75	Transport and heavy equipment operation and related maintenance occupations	NOC Skill Level C	296	21.6	21
7.	12	Administrative and financial supervisors and administrative occupations	NOC Skill Level B	294	23.8	21
8.	44	Care providers and educational, legal and public protection support occupations	NOC Skill Level C	269	26.2	21
9.	66	Sales support occupations	NOC Skill Level D	260	19.1	21
10.	40	Professional occupations in education services	NOC Skill Level A	246	10.6	6
11.	32	Technical occupations in health	NOC Skill Level B	243	23.1	21
12.	14	Office support occupations	NOC Skill Level C	232	21.9	21
13.	72	Industrial, electrical and construction trades	NOC Skill Level B	226	22.9	21
14.	42	Paraprofessional occupations in legal, social, community and education services	NOC Skill Level B	205	22.7	21
15.	62	Retail sales supervisors and specialized sales occupations	NOC Skill Level B	199	23.1	21
16.	74	Other installers, repairers and servicers and material handlers	NOC Skill Level C	191	25.0	21
17.	73	Maintenance and equipment operation trades	NOC Skill Level B	167	21.8	21
18.	22	Technical occupations related to natural and applied sciences	NOC Skill Level B	167	24.2	21
19.	31	Professional occupations in health (except nursing)	NOC Skill Level A	132	21.4	21
20.	34	Assisting occupations in support of health services	NOC Skill Level C	130	20.2	21
21.	11	Professional occupations in business and finance	NOC Skill Level A	125	20.1	21
22.	76	Trades helpers, construction labourers and related occupations	NOC Skill Level D	120	22.6	21
23.	15	Distribution, tracking and scheduling co-ordination occupations	NOC Skill Level C	117	22.4	21
24.	07	Managers in customer and personal services, n.e.c.	NOC Skill Level A	112	20.9	21
25.	21	Professional occupations in natural and applied sciences	NOC Skill Level A	108	22.2	21
26.	41	Professional occupations in law and social, community and government services	NOC Skill Level A	107	19.8	21
27.	01	Senior managers - construction, transportation, production and utilities	NOC Skill Level A	95	19.8	21
					1 - 45 / 45	< >

MULTILINGUAL JOB POSTINGS BY THE NUMBERS

ACTIVE POSTINGS
510

NEW POSTINGS
0

COMPANIES
349

LANGUAGES
10

OF DAYS POSTED

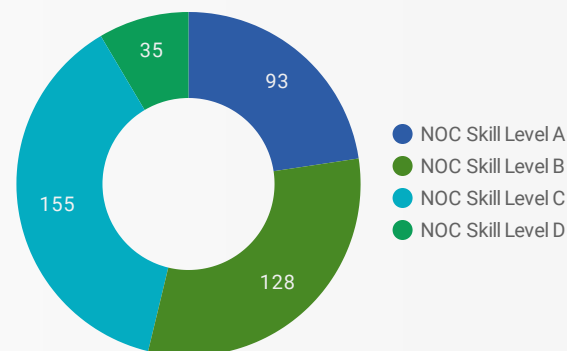
AVERAGE
21.3

MEDIAN
21

MULTILINGUAL JOB POSTINGS BY SKILL LEVEL

What language skills are employers looking for by occupational skill level?

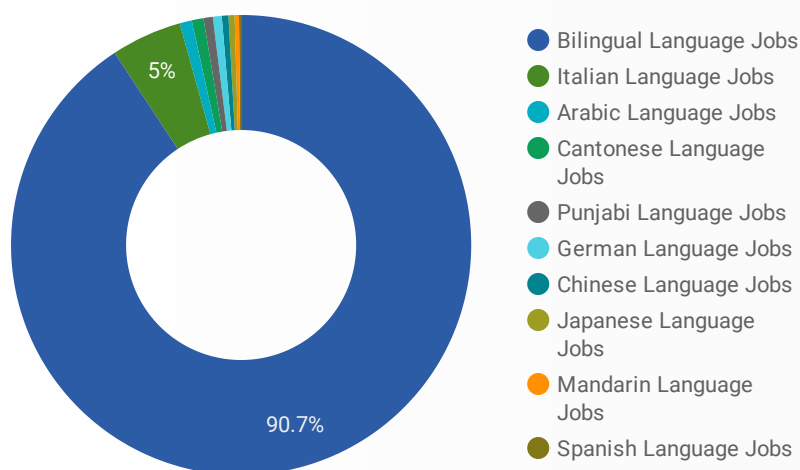
- 93** Skill Level A - Management/ Professional Occupations usually requiring University
- 128** Skill Level B - Usually college education or apprenticeship training
- 155** Skill Level C - Usually secondary education or occupation-specific training
- 35** Skill Level D - Usually on-the-job training



LANGUAGES	NOC Skill Level A	NOC Skill Level B	NOC Skill Level C	NOC Skill Level D
Bilingual Lan...	88	119	138	32
Italian Langu...	3	7	6	2
Cantonese La...			4	
Chinese Lang...	1	1	1	
Arabic Langu...	1		2	
Punjabi Lang...			3	
Japanese La...		1		1

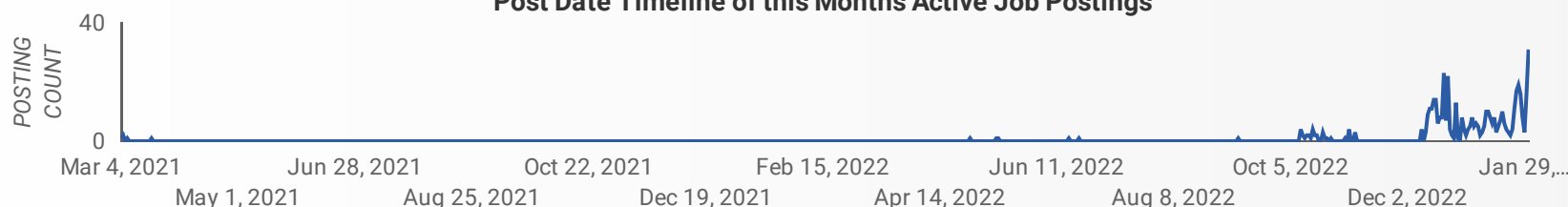
LANGUAGE SKILLS BREAKDOWN

Which kinds of language skills do employers seek?



LANGUAGES	POSTING COUNT
1. Bilingual Language Jobs	470
2. Italian Language Jobs	18
3. Cantonese Language Jobs	5
4. Arabic Language Jobs	4
5. Punjabi Language Jobs	3
6. Chinese Language Jobs	3
1 - 10 / 10	

Post Date Timeline of this Month's Active Job Postings



LANGUAGE SKILLS BEING RECRUITED BY JOB CATEGORY

What language skills are sought by 1-Digit NOC?

BROAD OCCUPATIONAL CATEGORY	Bilingual ...	Italian La...	Cantones...	Chinese ...	Arabic La...	Punjabi L...	Grand total
Business, finance and administration occu...	67			1			68
Health occupations	20		1				21
Management occupations	33	3		1			37
Natural and applied sciences and related o...	14				1		15
Natural resources, agriculture and related ...	6						6
Occupations in art, culture, recreation and ...	9						9
Occupations in education, law and social, ...	63				1		64
Occupations in manufacturing and utilities	1						1
Sales and service occupations	118	15	3	1	1		141
Trades, transport and equipment operator...	46					3	49
Grand total	377	18	4	3	3	3	411

MULTILINGUAL JOB POSTINGS BY MUNICIPALITY

What language skills are sought by 4-Digit NOC?

	MUNICIPALITY	JOB LANGUAGES	AVG POSTING LENGTH IN DAYS	MEDIAN POSTING LENGTH IN DAYS
1.	City of Oshawa	135	21.0	21
2.	City of Ajax	120	22.2	21
3.	City of Whitby	108	21.0	21
4.	City of Pickering	63	21.0	21
5.	Municipality of Clarington	54	21.6	21
6.	Municipality of Uxbridge	19	32.3	21
7.	Municipality of Scugog	11	28.8	21
8.	Municipality of Brock	0	23.8	21



LANGUAGE DEMAND BY JOB

What language skills are sought by 4-Digit NOC?

4 DIGIT NOC NAME	POSTINGS
1. Retail salespersons	31
2. Other customer and information services re...	26
3. Elementary school and kindergarten teachers	24
4. Cooks	19
5. Food and beverage servers	15
6. Home support workers housekeepers and r...	13
7. Delivery and courier service drivers	12
8. Receptionists	11
9. Food counter attendants kitchen helpers an...	9
10. Administrative assistants	8
11. Transport truck drivers	8
12. Early childhood educators and assistants	8
13. Retail and wholesale trade managers	7
14. Licensed practical nurses	7
15. Facility operation and maintenance manage...	6
16. Other instructors	6
17. Social and community service workers	6
18. Landscaping and grounds maintenance labo...	6
19. Insurance adjusters and claims examiners	5
20. Accounting and related clerks	5
21. Shippers and receivers	5
22. Restaurant and food service managers	5
23. Light duty cleaners	5
24. Construction trades helpers and labourers	5
25. Bartenders	4
26. Human resources and recruitment officers	4
27. Information systems analysts and consulta...	4
28. Food service supervisors	4
29. Program leaders and instructors in recreati...	4
30. Carpenters	4
31. Retail and wholesale buyers	3
1 - 100 / 120	< >

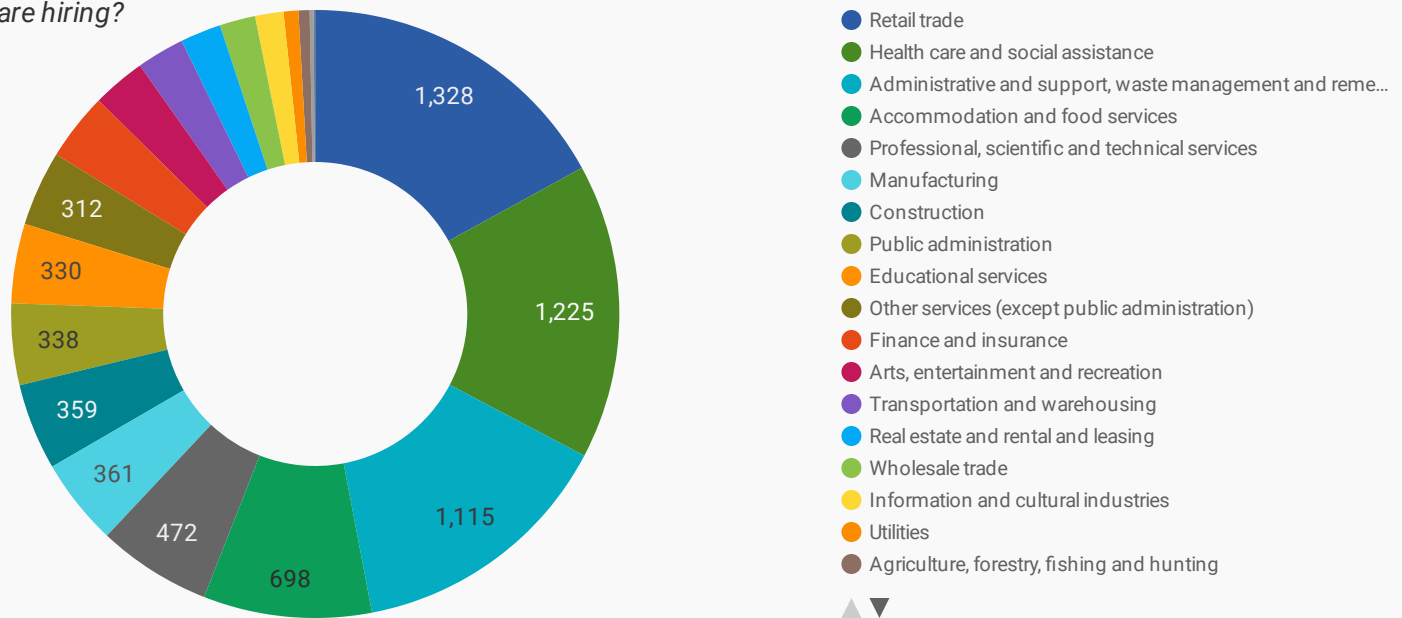
MULTILINGUAL HIRING EMPLOYERS

Which employers are seeking multilingual candidates?

COMPANY	POSTINGS
1. Municipal Property Assessment Corporation	9
2. Durham District School Board	9
3. Bowmanville Home Building Centre	7
4. Recipe Unlimited Corporation	7
5. Day Communications for Durham District School...	6
6. East Side Mario's	5
7. Level A Professional Group	5
8. Durham Catholic District School Board	5
9. Peterborough Victoria Northumberland and Clarington Catholic DSB	4
10. Various Ministries	4
11. CBI Health Group	4
12. Volkswagen Group Canada	4
13. Intact	4
14. Compass Group Canada	4
15. Lenbook Group of Companies	4
16. MAKITA CANADA INC	3
17. Audi Durham (Formally Owasco Audi)	3
18. Farm Boy	3
19. Southbridge Care Homes	3
20. Valence Medical Imaging	3
21. Morson International	3
22. Power Staffing Solutions	3
23. anchor point fusion bar and grill	3
24. NAYEEM TELECOM INC.	3
25. Stack IT	3
26. Morson Canada	3
27. Swiss Chalet/Harvey's	3
28. Choko Motorsports	3
29. Total Health Recovery	3
1 - 50 / 350	< >

TOP HIRING SECTORS BY 2-DIGIT NAICS CODE

What sectors are hiring?



	2-DIGIT NAICS LABEL	NAICS CODE	POSTING COUNT ▼	AVG POSTING LENGTH IN DAYS	MEDIAN POSTING LENGTH IN DAYS
1.	Retail trade	44-45	1,328	20.4	21
2.	Health care and social assistance	62	1,225	21.5	21
3.	Administrative and support, waste management and remediation services	56	1,115	23.3	21
4.	Accommodation and food services	72	698	23.4	21
5.	Professional, scientific and technical services	54	472	23.4	21
6.	Manufacturing	31-33	361	20.8	21
7.	Construction	23	359	23.5	21
8.	Public administration	91	338	30.7	21
9.	Educational services	61	330	13.2	9
10.	Other services (except public administration)	81	312	21.9	21
11.	Finance and insurance	52	281	19.4	21
12.	Arts, entertainment and recreation	71	221	21.7	21
13.	Transportation and warehousing	48-49	198	21.6	21
14.	Real estate and rental and leasing	53	169	20.0	21
15.	Wholesale trade	41	148	23.2	21
16.	Information and cultural industries	51	118	22.2	21
17.	Utilities	22	61	19.9	21
18.	Agriculture, forestry, fishing and hunting	11	46	20.6	21
19.	Management of companies and enterprises	55	17	21.0	21
20.	Mining, quarrying, and oil and gas extraction	21	6	21.0	21

NOTE: NAICS code 56 includes Employment Agencies. Manufacturing includes codes 31-33, Retail Trade includes codes 44-45 and Transportation and Warehousing includes codes 48-49.

TOP HIRING SECTORS BY 3-DIGIT NAICS CODE

What sectors are hiring?

	3-DIGIT NAICS LABEL	NAICS CODE	POSTING COUNT ▾	AVG POSTING LENGTH IN DAYS	MEDIAN POSTING LENGTH IN DAYS
1.	Administrative and support services	561	1,077	23.4	21
2.	Food services and drinking places	722	618	22.9	21
3.	Ambulatory health care services	621	614	21.6	21
4.	Professional, scientific and technical services	541	472	23.4	21
5.	Nursing and residential care facilities	623	355	21.5	21
6.	Educational services	611	330	13.2	9
7.	Food and beverage stores	445	275	19.4	21
8.	Local, municipal and regional public administration	913	259	32.8	21
9.	Specialty trade contractors	238	211	24.6	21
10.	Motor vehicle and parts dealers	441	207	25.3	21
11.	Amusement, gambling and recreation industries	713	206	21.7	21
12.	Social assistance	624	201	20.4	21
13.	Clothing and clothing accessories stores	448	174	21.6	21
14.	Credit intermediation and related activities	522	160	18.9	21
15.	General merchandise stores	452	158	18.5	20.5
16.	Health and personal care stores	446	146	19.1	21
17.	Personal and laundry services	812	138	20.6	21
18.	Repair and maintenance	811	109	21.2	21
19.	Miscellaneous store retailers	453	108	20.8	21
20.	Truck transportation	484	107	20.8	21
21.	Building material and garden equipment and supplies dealers	444	105	15.9	15
22.	Construction of buildings	236	104	22.2	21
23.	Insurance carriers and related activities	524	98	21.0	21
24.	Real estate	531	84	20.7	21
25.	Accommodation services	721	80	27.2	21
26.	Furniture and home furnishings stores	442	74	19.5	21
27.	Transportation equipment manufacturing	336	71	20.4	21
28.	Telecommunications	517	66	22.9	21
29.	Utilities	221	61	19.9	21
30.	Hospitals	622	55	24.5	21
31.	Food, beverage and tobacco merchant wholesalers	413	55	21.9	21

TOP HIRING SECTORS BY 4-DIGIT NAICS CODE

What sectors are hiring?

	4-DIGIT NAICS LABEL	NAICS CODE	POSTING COUNT ▾	AVG POSTING LENGTH IN DAYS	MEDIAN POSTING LENGTH IN DAYS
1.	Employment services	5613	704	22.9	21
2.	Full-service restaurants and limited-service eating places	7225	556	23.1	21
3.	Community care facilities for the elderly	6233	265	21.7	21
4.	Other local, municipal and regional public administration	9139	258	32.8	21
5.	Grocery stores	4451	244	19.1	21
6.	Elementary and secondary schools	6111	187	7.6	6
7.	Services to buildings and dwellings	5617	185	23.0	21
8.	Home health care services	6216	180	23.5	21
9.	Health and personal care stores	4461	146	19.1	21
10.	Automobile dealers	4411	144	22.5	21
11.	Architectural, engineering and related services	5413	144	20.5	21
12.	Clothing stores	4481	137	21.9	21
13.	Other amusement and recreation industries	7139	135	20.0	21
14.	Out-patient care centres	6214	132	20.6	21
15.	Offices of other health practitioners	6213	132	20.0	21
16.	Depository credit intermediation	5221	114	18.2	20
17.	Individual and family services	6241	103	19.7	21
18.	Management, scientific and technical consulting services	5416	101	22.8	21
19.	Building equipment contractors	2382	100	23.4	21
20.	Building material and supplies dealers	4441	98	15.6	15
21.	Offices of dentists	6212	98	21.1	21
22.	Department stores	4521	98	18.1	20
23.	Personal care services	8121	95	19.9	21
24.	General freight trucking	4841	91	20.8	21
25.	Investigation and security services	5616	90	21.4	21
26.	Agencies, brokerages and other insurance related activities	5242	88	21.0	21
27.	Automotive repair and maintenance	8111	79	21.1	21
28.	Child day-care services	6244	79	21.3	21
29.	Traveller accommodation	7211	74	27.8	21
30.	Residential building construction	2361	69	22.2	21
31.	Nursing care facilities	6231	69	19.4	21

TOP HIRING SECTORS BY 5-DIGIT NAICS CODE

What sectors are hiring?

	5-DIGIT NAICS LABEL	NAICS CODE	POSTING COUNT ▾	AVG POSTING LENGTH IN DAYS	MEDIAN POSTING LENGTH IN DAYS
1.	Employment placement agencies and executive search services	56131	694	22.8	21
2.	Full-service restaurants and limited-service eating places	72251	556	23.1	21
3.	Community care facilities for the elderly	62331	265	21.7	21
4.	Other local, municipal and regional public administration	91391	258	32.8	21
5.	Supermarkets and other grocery (except convenience) stores	44511	233	19.1	21
6.	Elementary and secondary schools	61111	187	7.6	6
7.	Home health care services	62161	180	23.5	21
8.	Engineering services	54133	124	20.4	21
9.	New car dealers	44111	116	22.7	21
10.	Banking	52211	107	18.0	20
11.	Department stores	45211	98	18.1	20
12.	Offices of dentists	62121	98	21.1	21
13.	Other out-patient care centres	62149	91	20.4	21
14.	Janitorial services	56172	86	22.7	21
15.	Insurance agencies and brokerages	52421	81	21.0	21
16.	Management consulting services	54161	80	23.1	21
17.	Child day-care services	62441	79	21.3	21
18.	Landscaping services	56173	78	24.3	21
19.	Fitness and recreational sports centres	71394	77	19.7	21
20.	Investigation, guard and armoured car services	56161	72	21.5	21
21.	Residential building construction	23611	69	22.2	21
22.	Nursing care facilities	62311	69	19.4	21
23.	Community colleges and C.E.G.E.P.s	61121	66	20.0	21
24.	Hardware stores	44413	66	15.5	15
25.	Wired and wireless telecommunications carriers (except satellite)	51731	64	23.0	21
26.	Pharmacies and drug stores	44611	64	23.3	21
27.	Hair care and esthetic services	81211	63	19.4	21
28.	Offices of physical, occupational, and speech therapists and audiologists	62134	61	20.0	21
29.	General freight trucking, local	48411	60	21.8	21
30.	All other general merchandise stores	45299	60	19.0	21
31.	Electric power generation	22111	58	19.9	21

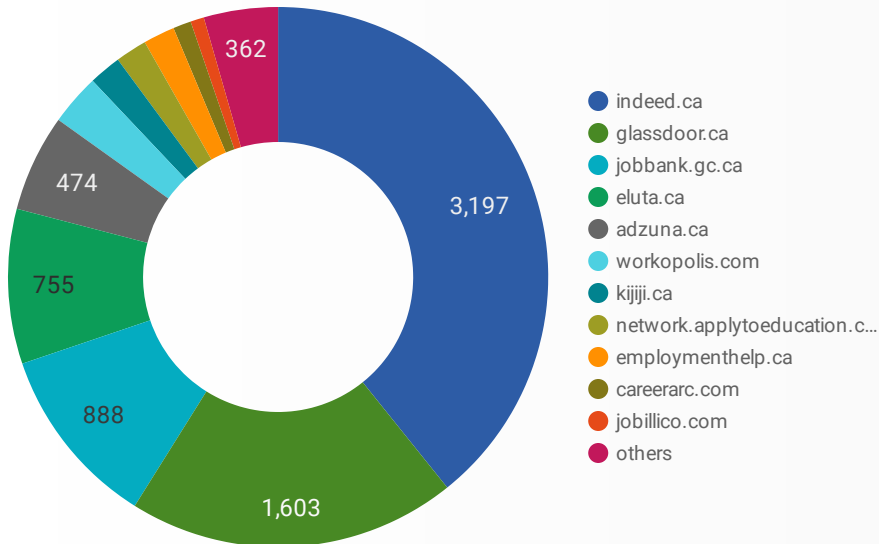
TOP HIRING SECTORS BY 6-DIGIT NAICS CODE

What sectors are hiring?

	6-DIGIT NAICS LABEL	NAICS CODE	POSTING COUNT ▼	AVG POSTING LENGTH IN DAYS	MEDIAN POSTING LENGTH IN DAYS
1.	Employment placement agencies and executive search services	561310	694	22.8	21
2.	Limited-service eating places	722512	310	22.8	21
3.	Community care facilities for the elderly	623310	265	21.7	21
4.	Other local, municipal and regional public administration	913910	258	32.8	21
5.	Full-service restaurants	722511	246	23.5	21
6.	Supermarkets and other grocery (except convenience) stores	445110	233	19.1	21
7.	Elementary and secondary schools	611110	187	7.6	6
8.	Home health care services	621610	180	23.5	21
9.	Engineering services	541330	124	20.4	21
10.	New car dealers	441110	116	22.7	21
11.	Personal and commercial banking industry	522111	105	18.0	20
12.	Offices of dentists	621210	98	21.1	21
13.	Department stores	452110	98	18.1	20
14.	Community health centres	621494	86	20.3	21
15.	Janitorial services (except window cleaning)	561722	85	22.7	21
16.	Insurance agencies and brokerages	524210	81	21.0	21
17.	Child day-care services	624410	79	21.3	21
18.	Landscaping services	561730	78	24.3	21
19.	Fitness and recreational sports centres	713940	77	19.7	21
20.	Security guard and patrol services	561612	69	21.5	21
21.	Residential building construction	236110	69	22.2	21
22.	Nursing care facilities	623110	69	19.4	21
23.	Hardware stores	444130	66	15.5	15
24.	Community colleges and C.E.G.E.P.s	611210	66	20.0	21
25.	Pharmacies and drug stores	446110	64	23.3	21
26.	Wired and wireless telecommunications carriers (except satellite)	517310	64	23.0	21
27.	Offices of physical, occupational, and speech therapists and audiologists	621340	61	20.0	21
28.	General freight trucking, local	484110	60	21.8	21
29.	Hydro-electric power generation	221111	53	19.9	21
30.	Furniture stores	442110	52	18.5	21

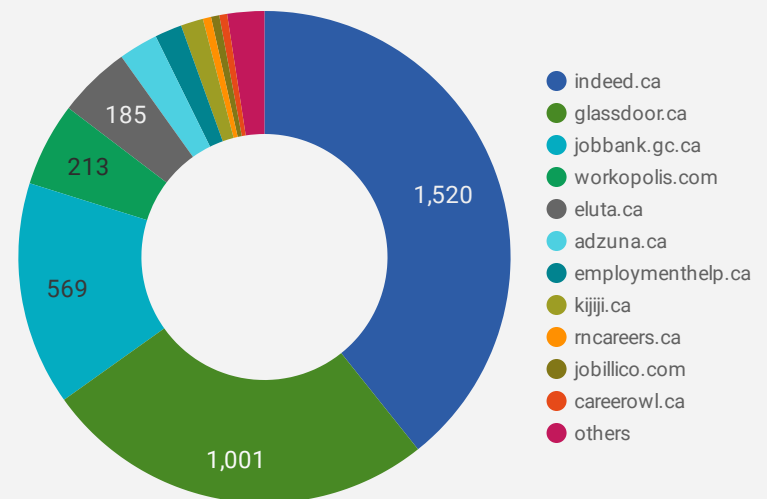
JOB POSTINGS BY JOB BOARD

What share of unique job postings appear on each job board?



COMPANIES BY JOB BOARD

What share of unique job postings appear on each job board?



JOB POSTING DETAILS BY JOB BOARD

How does job posting activity differ by job board?

	JOB BOARD	POSTING COUNT ▾	AVG POSTING LENGTH IN DAYS	MEDIAN POSTING LENGTH IN DAYS	# OF COMPANIES
1.	indeed.ca	3,197	20.7	21	1,520
2.	glassdoor.ca	1,603	21.7	21	1,001
3.	jobbank.gc.ca	888	40.0	29	569
4.	eluta.ca	755	21.1	21	185
5.	adzuna.ca	474	14.0	14	100
6.	workopolis.com	250			213
7.	kijiji.ca	158	15.0	15	57
8.	employmenthelp.ca	154	170.1	137	69
9.	network.applytoeducation.com	154	5.3	6	5
10.	careerarc.com	88	26.9	18	14
11.	jobillico.com	66	33.2	28	21
12.	careerbuilder.ca	64	30.6	30	17
13.	rncareers.ca	53	30.8	17	21
14.	randstad.ca	45	31.3	27	1
15.	gojobs.gov.on.ca	34	27.9	28	7
16.	careerowl.ca	29	25.5	26	20
17.	agilec.ca	19	47.3	52	12