

JOB DEMAND REPORT

DECEMBER 2022

HIGHLIGHTS

JOB POSTINGS BY THE NUMBERS

POSTING COUNT	NEW THIS MONTH	COMPANIES	JOB BOARDS
8,943	3,745	3,053	35

OF DAYS POSTED

AVERAGE	MEDIAN
33.3	21

REPORT BUILDER

The default filter selection below will show all job demand data for the month. You can use the filters to create a customized report for the purpose of understanding a subset of the data.

OCCUPATION FILTERS

SKILL TYPE NAME / 1-DIGIT NOC	▼
MAJOR GROUP / 2-DIGIT NOC	▼
MINOR GROUP / 3-DIGIT NOC	▼
UNIT GROUP / 4-DIGIT NOC	▼
SKILL LEVEL	▼
JOB TYPE	▼
JOB DURATION	▼
ADDITIONAL LANGUAGE	▼
SPECIFIC JOB TAGS	▼

INDUSTRY/SECTOR FILTERS

HIRING SECTOR BY 2-DIGIT NAICS CODE	▼
HIRING SECTOR BY 3-DIGIT NAICS CODE	▼
HIRING SECTOR BY 4-DIGIT NAICS CODE	▼
HIRING SECTOR BY 5-DIGIT NAICS CODE	▼
HIRING SECTOR BY 6-DIGIT NAICS CODE	▼

OTHER FILTERS

MUNICIPALITY	▼
JOB BOARD	▼

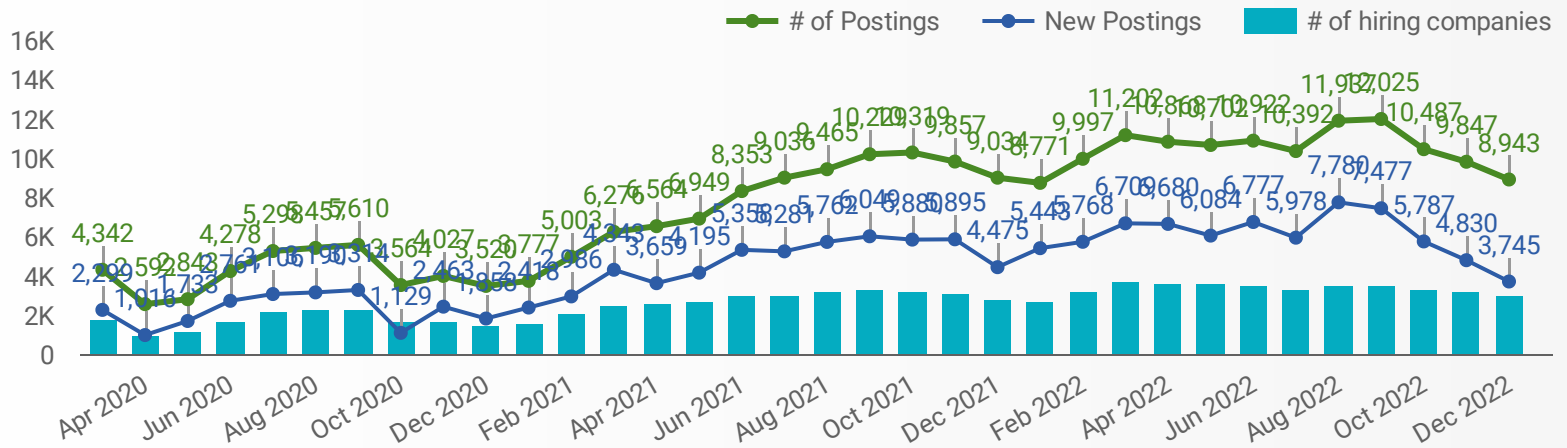
NOC = National Occupation Classification | NAICS = North American Industry Classification System

Source:

Job posting data collected by Durham Workforce Authority from job boards and employer websites who recruit candidates in Durham Region.

JOB POSTINGS BY MONTH FOR DURHAM REGION

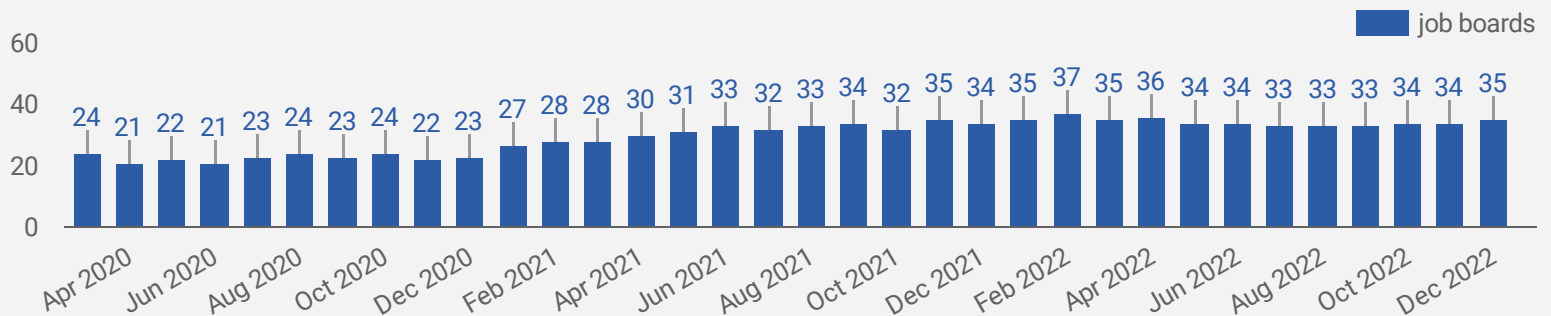
How many job postings were active for at least 1 day this month?



NOTE: This graph cannot be filtered using the controls on the cover page

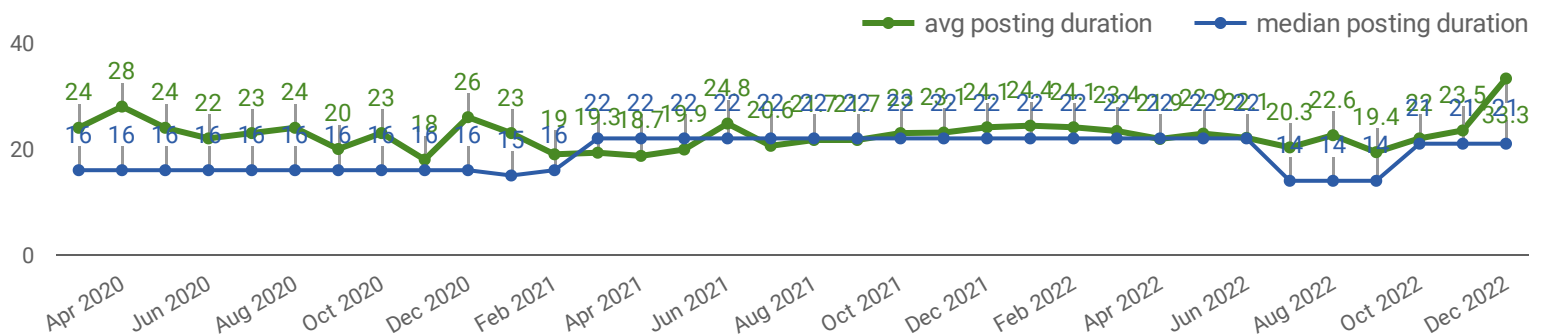
NUMBER OF ACTIVE JOB BOARDS

How many job postings were active for at least 1 day this month on these job boards?



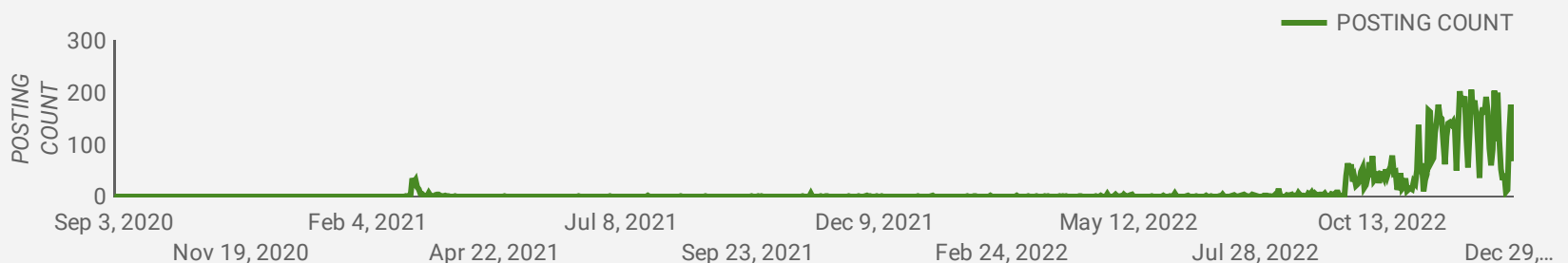
AVG & MEDIAN POSTING LENGTH BY DAYS

How long are employers having to recruit for to find candidates to fill their job vacancies?



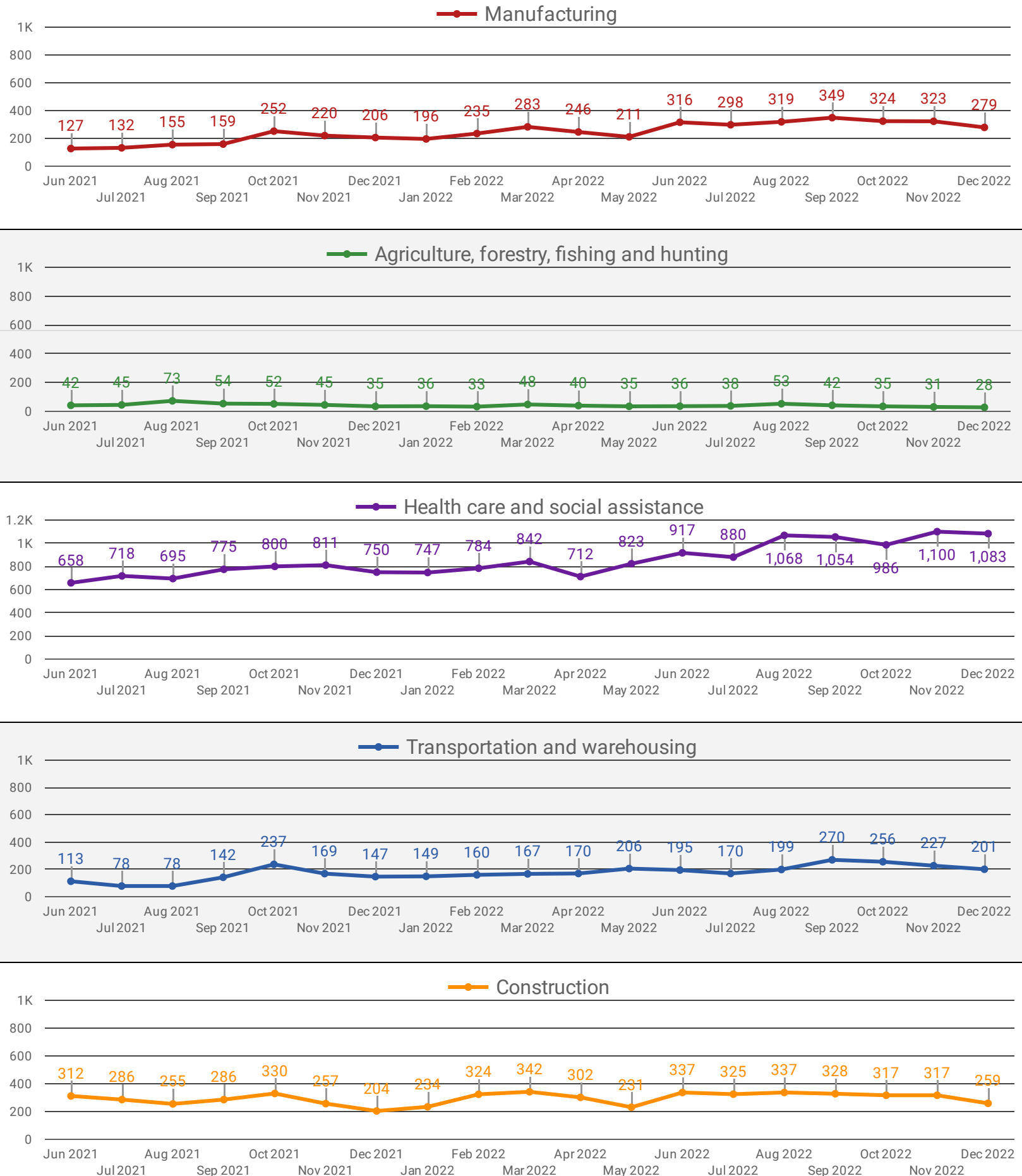
POST DATE TIMELINE FOR THIS MONTH'S ACTIVE JOB POSTINGS

How many job postings were active for at least 1 day this month?



DEMAND BY KEY SECTOR (DURHAM REGION)

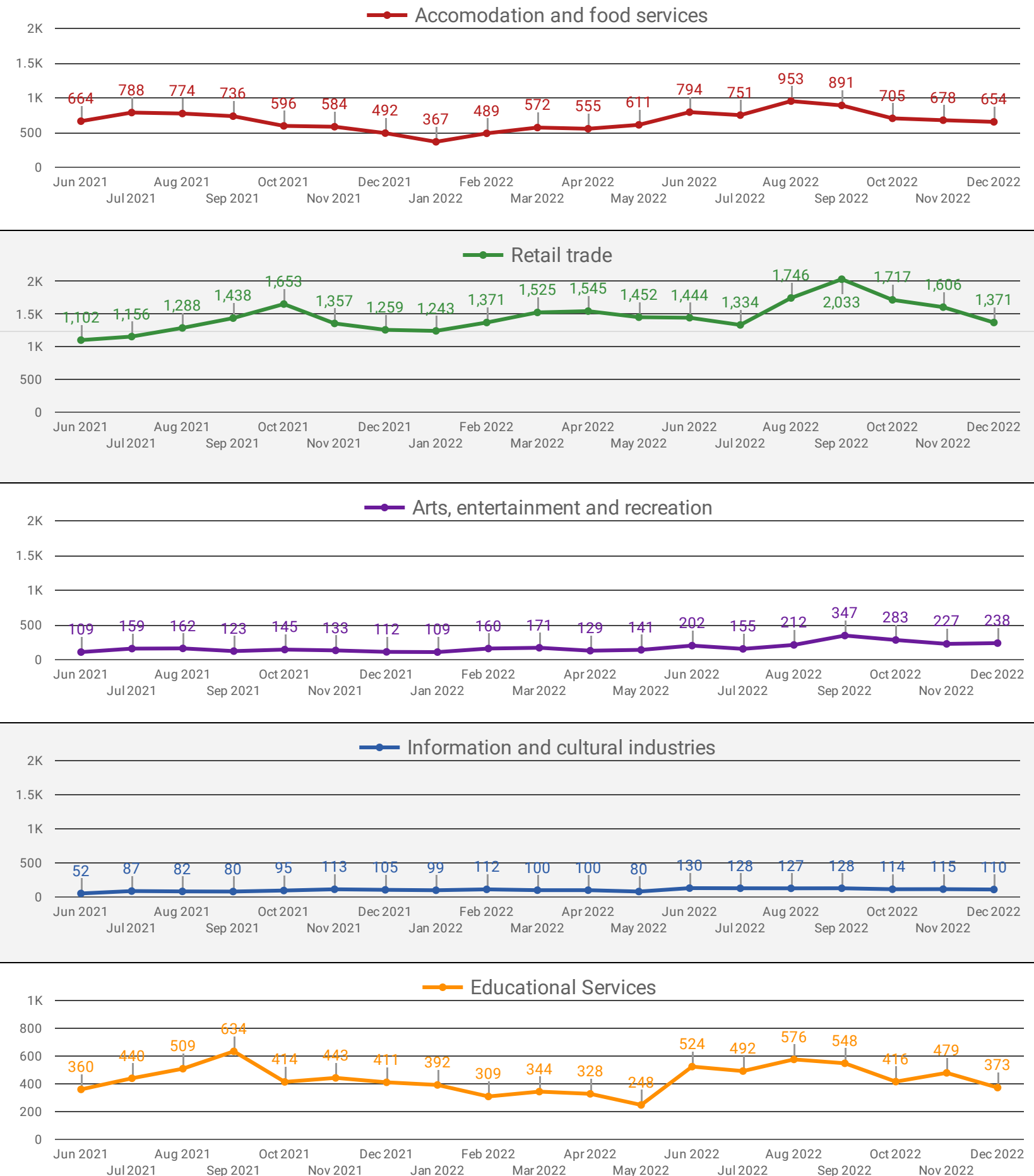
How many job postings were active for at least 1 day this month by sector?



NOTE: This graph cannot be filtered using the controls on the cover page

DEMAND BY IMPACTED SECTOR (DURHAM REGION)

How many job postings were active for at least 1 day this month by sector?

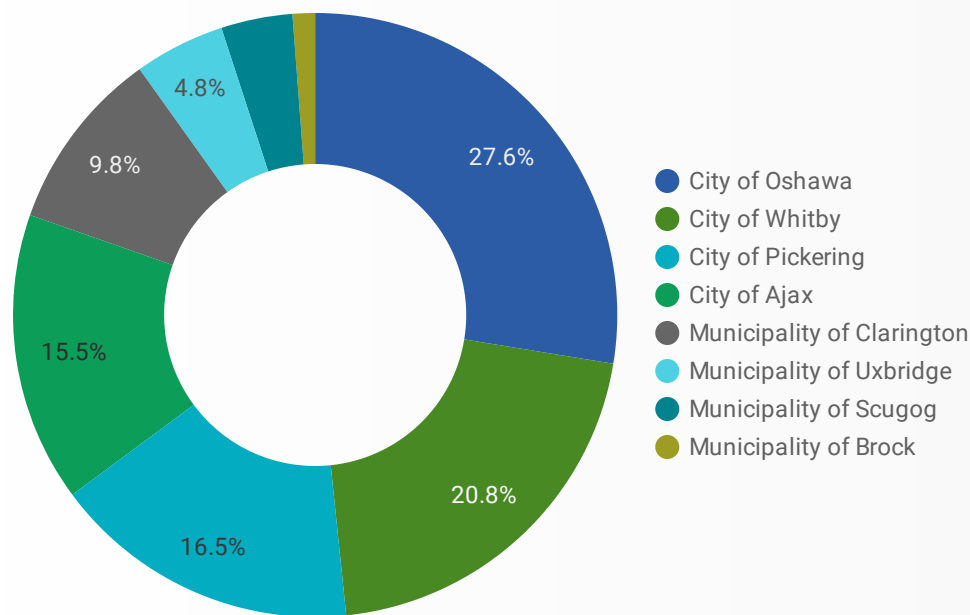


NOTE: This graph cannot be filtered using the controls on the cover page

JOB POSTINGS BY MUNICIPALITY

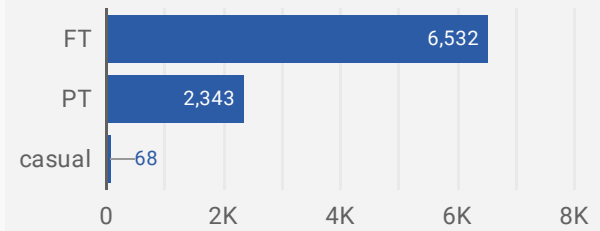
How many job postings were active for at least 1 day this month?

	MUNICIPALITY	POSTING COUNT	AVG POSTING LENGTH IN DAYS	MEDIAN POSTING LENGTH IN DAYS
1.	City of Oshawa	2,453	32.5	21
2.	City of Whitby	1,848	32.1	21
3.	City of Pickering	1,467	34.9	21
4.	City of Ajax	1,380	32.7	21
5.	Municipality of Clarington	868	32.3	21
6.	Municipality of Uxbridge	431	34.8	21
7.	Municipality of Scugog	340	40.8	29
8.	Municipality of Brock	107	27.9	21



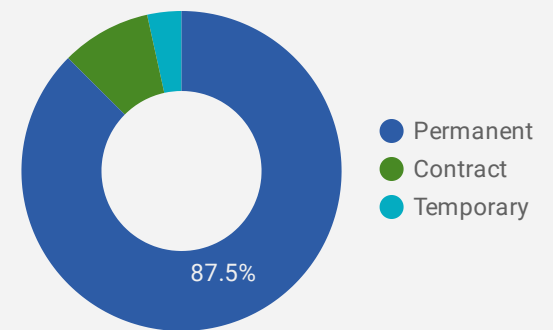
JOB TYPE

Full-time vs Part-time



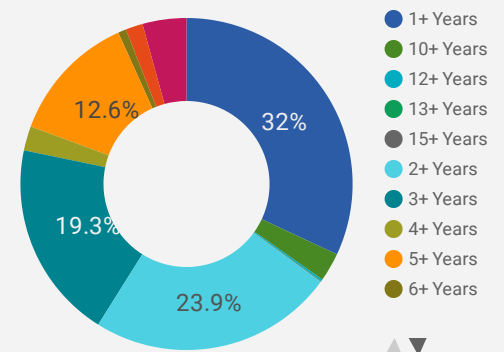
JOB DURATION

Permanency of jobs posted



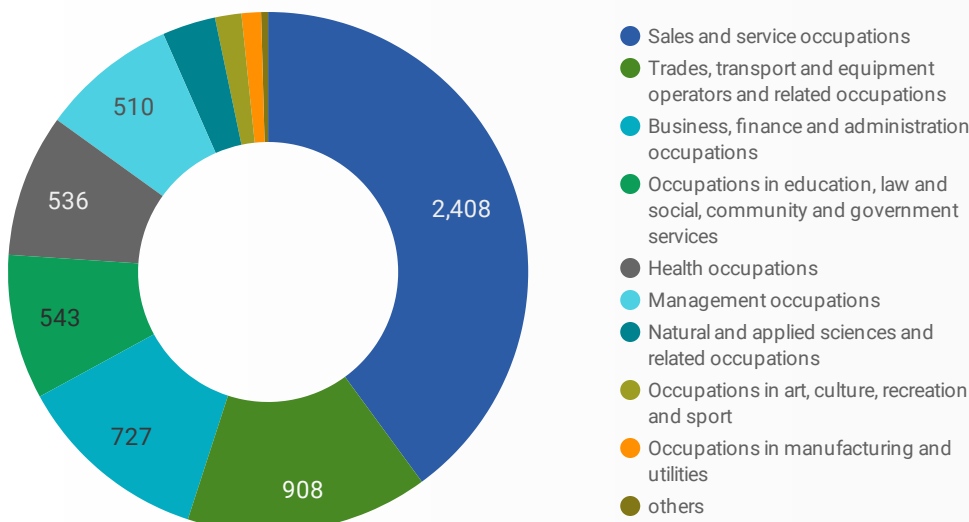
JOB EXPERIENCE LEVEL

Job Postings by Years of Experience Required



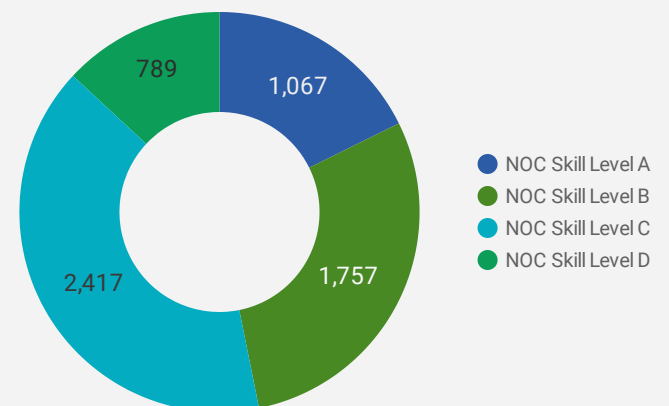
JOB POSTINGS BY JOB CATEGORY

What broad occupational category is being recruited?



JOB POSTINGS BY SKILL LEVEL

What education do occupations typically require?



Skill Level A = Usually University education | Skill Level B = Usually College education or Apprenticeship training | Skill Level C = Usually Secondary education or occupation-specific training | Skill Level D = Usually on-the-job training

TOP HIRING EMPLOYERS & AGENCIES

Who is hiring?

	COMPANY	MUNICIPALITY	POSTINGS COUNT ▾	AVG POSTING LENGTH IN DAYS	MEDIAN POSTING LENGTH IN DAYS
1.	Durham College	City of Oshawa	79	25.4	21
2.	Lakeridge Health	City of Oshawa	61	21.0	21
3.	Ontario Shores Centre for Mental Health Sciences	City of Whitby	60	27.7	21
4.	Durham College of Applied Arts and Technology	City of Oshawa	41	21.0	21
5.	Great Canadian Gaming Corporation	City of Pickering	40	25.6	29
6.	Loblaw Companies	City of Oshawa	32	37.9	40
7.	Durham District School Board	City of Whitby	31	22.1	22
8.	Shannex Inc.	City of Ajax	30	null	null
9.	Adzuna	City of Pickering	30	null	null
10.	Intact Financial Corporation	City of Ajax	30	66.5	70
11.	Ontario Tech University	City of Oshawa	30	42.1	41
12.	AECOM	City of Whitby	30	29.3	21
13.	6 Management Inc.	City of Pickering	27	62.8	68
14.	Great Canadian	City of Pickering	25	20.4	20
15.	Employmenthelp	Municipality of Uxbridge	25	null	null
16.	Great Canadian Gaming Corp.	Municipality of Scugog	24	72.8	70
17.	The Town of Whitby	City of Whitby	24	21.0	21
18.	Shannex	City of Ajax	24	20.4	20
19.	Thermo Fisher Scientific	City of Whitby	24	26.4	21
20.	Durham District School Board	City of Oshawa	23	45.3	6
21.	Loblaws	City of Oshawa	23	68.0	69
22.	Day Communications for Durham District School...	City of Whitby	23	12.8	19
23.	General Motors	City of Oshawa	23	40.6	21
24.	Municipality of Clarington	Municipality of Clarington	22	24.6	21
25.	Southbridge Care Homes	City of Pickering	22	52.0	63
26.	Ontario Shores Centre for Mental Health Services	City of Whitby	22	14.7	14
27.	Choko Motorsports	Municipality of Uxbridge	21	22.3	21
28.	goeasy	City of Pickering	21	51.3	63
29.	Loblaw Companies Limited	City of Oshawa	20	49.8	60

TOP HOURLY WAGES IN JOB POSTINGS

What are employers willing to pay to find the perfect candidate?











of Minimum Wage Job Postings

300

	JOB TITLE	COMPANY	LOCATION	HOURLY WAGE ▾
1.	Psychologist	LiveWise Associates	City of Pickering	300 
2.	Psychologist	LifeCare Centres	City of Pickering	150 
3.	Manual Osteopathic Practitioner	Your Health Collective	City of Ajax	90 
4.	Director, People Services	Lakeridge Health	City of Oshawa	86.03 
5.	Bcba (board Certified Behaviour Analyst)	Speech Associates	City of Oshawa	85 
6.	\$90 an hour to shovel and salt	Kijiji Jobs	City of Oshawa	80 
7.	Pharmacist	RPI Consulting Group	City of Oshawa	80 
8.	Chiropractor	Physiotherapy and Rehabilitation Centres of Ontario	City of Whitby	75 
9.	Performance Improvement Officer	Morson Canada	Municipality of Clarington	75 
10.	Commercial Contracts Advisor	Morson Canada	City of Pickering	75 
11.	Project Lead	Morson Canada	Municipality of Clarington	75 
12.	Psychologist	Frontenac Youth Services	City of Oshawa	71.55 
13.	Osteopath	Live To Thrive Wellness	Municipality of Scugog	70 
				1 - 100 / 2596 < >

TOP SALARIES IN JOB POSTINGS

What are employers willing to pay to find the perfect candidate?

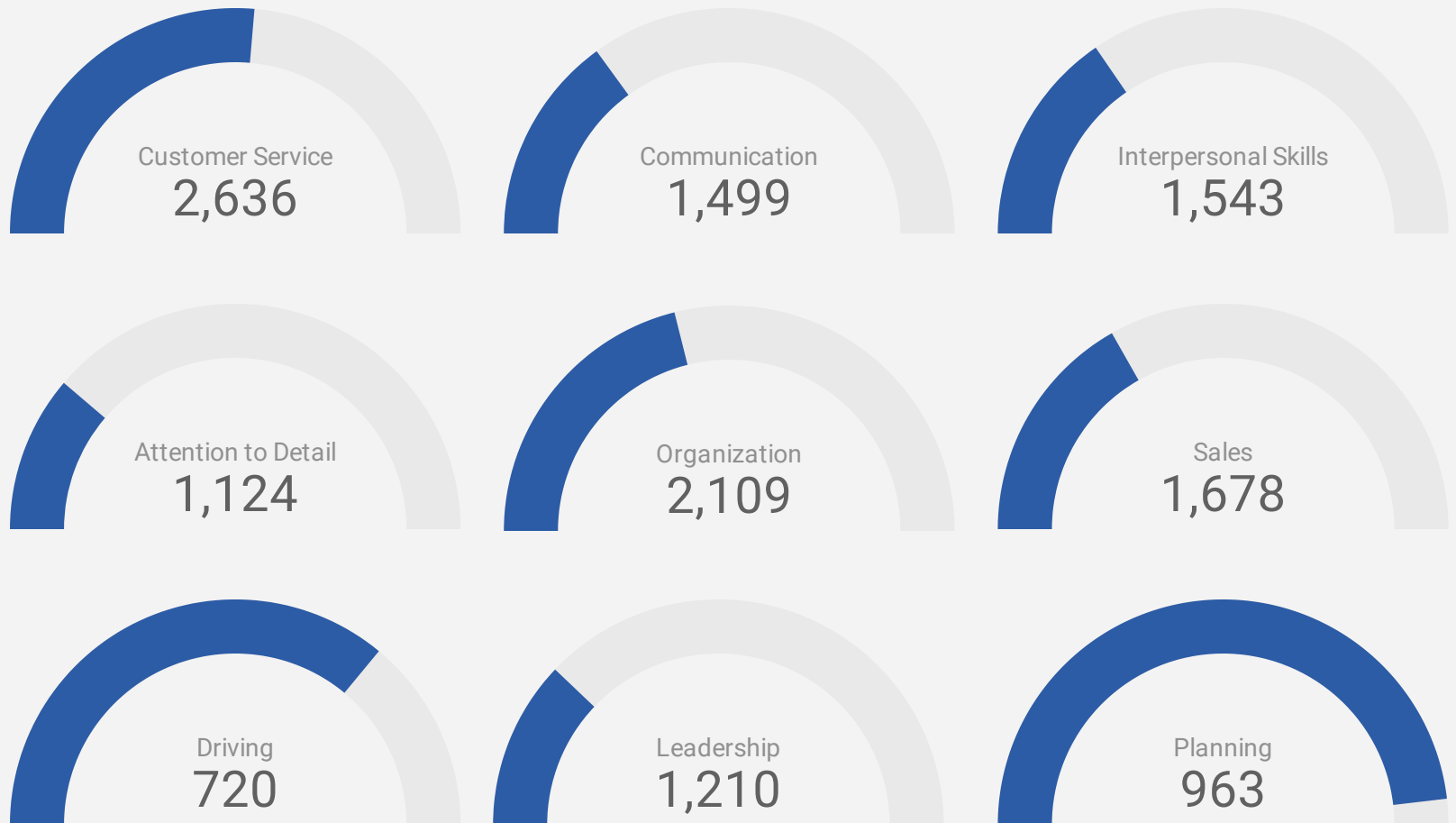
	JOB TITLE	COMPANY	LOCATION	ANNUAL SALARY ▾
1.	Dental Associate Dentist	North Oshawa Dental Office	City of Oshawa	321,780 
2.	Dental Associate	Ajax Dental Centre	City of Ajax	308,123 
3.	Outside Sales Advisor	Limcan Heating & Air Conditioning	City of Whitby	300,000 
4.	Dentist	Simcoe Smile Dental	City of Oshawa	287,851 
5.	Associate Lawyer	Russell Alexander Collaborative Family Lawyers	City of Whitby	256,000 
6.	Locum Dentist	Whitb Mall Dental Office	City of Whitby	253,292 
7.	Dentist	Heaps & Doyle	City of Whitby	246,876 
8.	Az Drivers And Owner Operators For Cross Border	Mackie Transportation Inc.	City of Oshawa	242,934 
9.	Litigation Lawyer	Vanular Lawyers Professional Corporation	City of Pickering	200,000 
10.	Snr Construction/project Manager Nuclear	Blue Sand Solutions	City of Oshawa	200,000 
				1 - 100 / 3102 < >

TOP IN-DEMAND SKILLS

How many times were these skills found in job postings?

ACTIVE JOB POSTINGS THIS MONTH

8,943

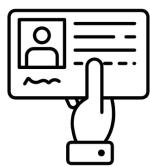


KEY JOB REQUIREMENTS

How often are these requirements desired in job postings?

ACTIVE JOB POSTINGS THIS MONTH

8,943



Driver's License
1,519



First Aid
493



Regular Access to a Vehicle
345



Criminal Record Check
441



Microsoft Office
560



Food Safety
249

TOP OCCUPATIONS BY SKILL, FREQUENCY & DURATION

What jobs are in-demand and/or hard to fill?

	4 DIGIT NOC	4 DIGIT NOC NAME	SKILL LEVEL	POSTING COUNT	AVG POSTING LENGTH IN DAYS	MEDIAN POSTING LENGTH IN DAYS
1.	6421	Retail salespersons	NOC Skill Level C	579	37.9	21
2.	6322	Cooks	NOC Skill Level B	246	32.2	21
3.	4412	Home support workers housekeepers and related occupations	NOC Skill Level C	243	32.9	21
4.	6552	Other customer and information services representatives	NOC Skill Level C	221	33.7	21
5.	0621	Retail and wholesale trade managers	NOC Skill Level A	219	34.6	21
6.	7452	Material handlers	NOC Skill Level C	214	27.9	21
7.	6711	Food counter attendants kitchen helpers and related support occupations	NOC Skill Level D	172	30.9	21
8.	1241	Administrative assistants	NOC Skill Level B	135	30.5	21
9.	6541	Security guards and related security service occupations	NOC Skill Level C	133	31.7	24
10.	6611	Cashiers	NOC Skill Level D	127	37.0	21
11.	7511	Transport truck drivers	NOC Skill Level C	125	24.2	21
12.	6622	Store shelf stockers clerks and order fillers	NOC Skill Level D	123	35.3	29.5
13.	6731	Light duty cleaners	NOC Skill Level D	117	25.4	21
14.	6513	Food and beverage servers	NOC Skill Level C	111	28.4	21
15.	1414	Receptionists	NOC Skill Level C	102	22.2	21
16.	3012	Registered nurses and registered psychiatric nurses	NOC Skill Level A	98	36.1	30
17.	7514	Delivery and courier service drivers	NOC Skill Level C	93	24.0	21
18.	3233	Licensed practical nurses	NOC Skill Level B	80	40.3	35
19.	6311	Food service supervisors	NOC Skill Level B	79	51.7	45
20.	0631	Restaurant and food service managers	NOC Skill Level A	76	38.4	21
21.	4212	Social and community service workers	NOC Skill Level B	66	20.7	21
22.	3219	Other medical technologists and technicians (except dental health)	NOC Skill Level B	63	30.2	21
23.	4214	Early childhood educators and assistants	NOC Skill Level B	55	24.0	21
24.	7612	Other trades helpers and labourers	NOC Skill Level D	50	24.8	21
25.	7321	Automotive service technicians truck and bus mechanics and mechanical repairers	NOC Skill Level B	50	43.6	33
26.	6332	Bakers	NOC Skill Level B	48	32.1	21
27.	6512	Bartenders	NOC Skill Level C	48	29.4	21
28.	6211	Retail sales supervisors	NOC Skill Level B	46	34.3	21
29.	3411	Dental assistants	NOC Skill Level C	46	20.6	21

JOB POSTINGS BY 3-DIGIT NATIONAL OCCUPATION CLASSIFICATION

What jobs are hard to fill and/or in-demand?

	3 DIGIT NOC	3 DIGIT NOC NAME	SKILL LEVEL	POSTING COUNT ▼	AVG POSTING LENGTH IN DAYS	MEDIAN POSTING LENGTH IN DAYS
1.	642	Retail salespersons	NOC Skill Level C	579	37.9	21
2.	632	Chefs and cooks	NOC Skill Level B	272	31.4	21
3.	441	Home care providers and educational support occupations	NOC Skill Level C	259	32.8	21
4.	751	Motor vehicle and transit drivers	NOC Skill Level C	236	23.8	21
5.	655	Customer and information services representatives	NOC Skill Level C	223	33.4	21
6.	062	Retail and wholesale trade managers	NOC Skill Level A	219	34.6	21
7.	745	Longshore workers and material handlers	NOC Skill Level C	215	27.9	21
8.	673	Cleaners	NOC Skill Level D	185	25.8	21
9.	651	Occupations in food and beverage service	NOC Skill Level C	179	29.9	21
10.	671	Food counter attendants, kitchen helpers and related support occupations	NOC Skill Level D	172	30.9	21
11.	421	Paraprofessional occupations in legal, social, community and education services	NOC Skill Level B	164	23.2	21
12.	141	General office workers	NOC Skill Level C	146	26.2	21
13.	662	Other sales support and related occupations	NOC Skill Level D	142	35.6	29
14.	124	Office administrative assistants - general, legal and medical	NOC Skill Level B	141	30.7	21
15.	654	Security guards and related security service occupations	NOC Skill Level C	133	31.7	24
16.	661	Cashiers	NOC Skill Level D	127	37.0	21
17.	323	Other technical occupations in health care	NOC Skill Level B	116	40.2	32.5
18.	152	Supply chain logistics, tracking and scheduling co-ordination occupations	NOC Skill Level C	100	30.7	21
19.	301	Professional occupations in nursing	NOC Skill Level A	99	36.1	30
20.	631	Service supervisors	NOC Skill Level B	97	48.2	41
21.	341	Assisting occupations in support of health services	NOC Skill Level C	96	26.6	21
22.	761	Trades helpers and labourers	NOC Skill Level D	96	27.7	21
23.	321	Medical technologists and technicians (except dental health)	NOC Skill Level B	88	28.3	21
24.	063	Managers in food service and accommodation	NOC Skill Level A	79	37.3	21
25.	122	Administrative and regulatory occupations	NOC Skill Level B	76	33.4	21
26.	111	Auditors, accountants and investment professionals	NOC Skill Level A	72	36.1	21
27.	131	Finance, insurance and related business administrative occupations	NOC Skill Level B	69	45.5	31
28.	732	Automotive service technicians	NOC Skill Level B	66	40.4	29
29.	633	Butchers and bakers	NOC Skill Level B	52	31.4	21

JOB POSTINGS BY 2-DIGIT NATIONAL OCCUPATION CLASSIFICATION

What jobs are hard to fill and/or in-demand?

	2 DIGIT NOC	2 DIGIT NOC NAME	SKILL LEVEL	POSTING COUNT ▼	AVG POSTING LENGTH IN DAYS	MEDIAN POSTING LENGTH IN DAYS
1.	65	Service representatives and other customer and personal services occupations	NOC Skill Level C	599	32.2	21
2.	64	Sales representatives and salespersons - wholesale and retail trade	NOC Skill Level C	591	37.5	21
3.	63	Service supervisors and specialized service occupations	NOC Skill Level B	443	33.4	21
4.	67	Service support and other service occupations, n.e.c.	NOC Skill Level D	367	28.6	21
5.	06	Middle management occupations in retail and wholesale trade and customer services	NOC Skill Level A	333	35.4	21
6.	75	Transport and heavy equipment operation and related maintenance occupations	NOC Skill Level C	270	24.7	21
7.	66	Sales support occupations	NOC Skill Level D	269	36.2	24
8.	44	Care providers and educational, legal and public protection support occupations	NOC Skill Level C	264	32.8	21
9.	12	Administrative and financial supervisors and administrative occupations	NOC Skill Level B	242	32.1	21
10.	74	Other installers, repairers and servicers and material handlers	NOC Skill Level C	233	27.8	21
11.	32	Technical occupations in health	NOC Skill Level B	218	33.7	21
12.	14	Office support occupations	NOC Skill Level C	206	26.9	21
13.	72	Industrial, electrical and construction trades	NOC Skill Level B	173	34.5	21
14.	42	Paraprofessional occupations in legal, social, community and education services	NOC Skill Level B	164	23.2	21
15.	62	Retail sales supervisors and specialized sales occupations	NOC Skill Level B	139	33.6	21
16.	73	Maintenance and equipment operation trades	NOC Skill Level B	128	40.1	29.5
17.	31	Professional occupations in health (except nursing)	NOC Skill Level A	123	35.7	21
18.	15	Distribution, tracking and scheduling co-ordination occupations	NOC Skill Level C	115	31.2	21
19.	76	Trades helpers, construction labourers and related occupations	NOC Skill Level D	104	26.4	21
20.	21	Professional occupations in natural and applied sciences	NOC Skill Level A	102	47.0	29
21.	30	Professional occupations in nursing	NOC Skill Level A	99	36.1	30
22.	22	Technical occupations related to natural and applied sciences	NOC Skill Level B	98	30.1	21
23.	34	Assisting occupations in support of health services	NOC Skill Level C	96	26.6	21
24.	11	Professional occupations in business and finance	NOC Skill Level A	95	35.2	21
25.	41	Professional occupations in law and social, community and government services	NOC Skill Level A	86	24.5	21
26.	01	Senior managers - construction, transportation, production and utilities	NOC Skill Level A	73	31.1	21
27.	52	Technical occupations in art, culture, recreation and sport	NOC Skill Level B	73	23.1	21

MULTILINGUAL JOB POSTINGS BY THE NUMBERS

ACTIVE POSTINGS
674

NEW POSTINGS
0

COMPANIES
435

LANGUAGES
10

OF DAYS POSTED

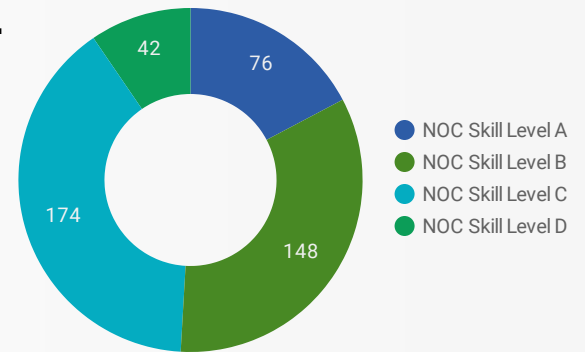
AVERAGE
26.2

MEDIAN
21

MULTILINGUAL JOB POSTINGS BY SKILL LEVEL

What language skills are employers looking for by occupational skill level?

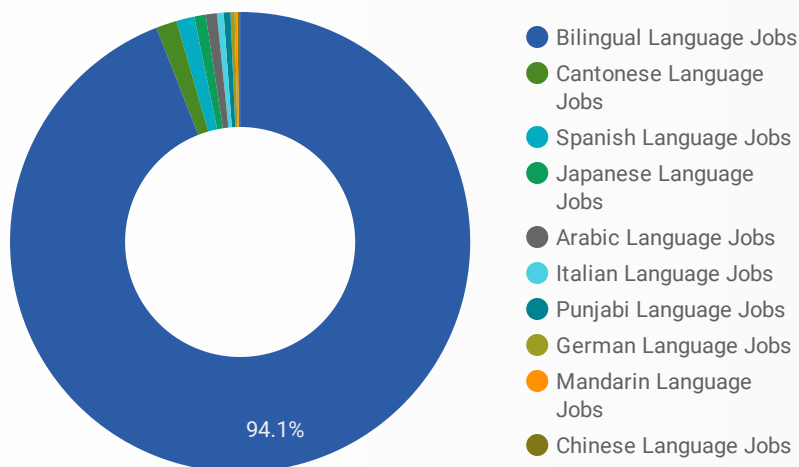
- 76** Skill Level A - Management/ Professional Occupations usually requiring University
- 148** Skill Level B - Usually college education or apprenticeship training
- 174** Skill Level C - Usually secondary education or occupation-specific training
- 42** Skill Level D - Usually on-the-job training



LANGUAGES	NOC Skill Level A	NOC Skill Level B	NOC Skill Level C	NOC Skill Level D
Bilingual Lan...	70	142	163	40
Spanish Lang...	1	2	3	
Italian Langu...		1	4	
Cantonese La...	1		2	
Japanese La...		1		2
Chinese Lang...	2			
German Lang...	1	1		

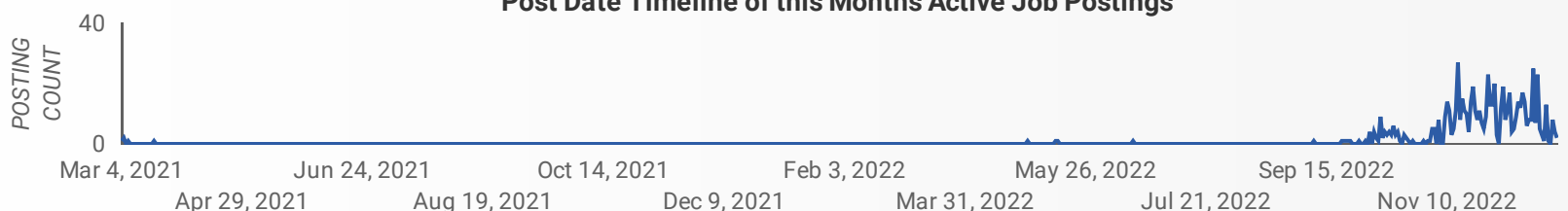
LANGUAGE SKILLS BREAKDOWN

Which kinds of language skills do employers seek?



LANGUAGES	POSTING COUNT
1. Bilingual Language Jobs	635
2. Spanish Language Jobs	9
3. Cantonese Language Jobs	8
4. Italian Language Jobs	5
5. Arabic Language Jobs	4
6. Japanese Language Jobs	4
1 - 10 / 10	

Post Date Timeline of this Month's Active Job Postings



LANGUAGE SKILLS BEING RECRUITED BY JOB CATEGORY

What language skills are sought by 1-Digit NOC?

BROAD OCCUPATIONAL CATEGORY	Bilingual ...	Spanish ...	Italian La...	Cantones...	Japanese...	Chinese ...	Grand total
Business, finance and administration occu...	73						73
Health occupations	15			1			16
Management occupations	34	1				2	38
Natural and applied sciences and related o...	10	2					13
Natural resources, agriculture and related ...	1						1
Occupations in art, culture, recreation and ...	8						9
Occupations in education, law and social, ...	67						67
Occupations in manufacturing and utilities	2						2
Other labourers in processing, manufactur...	1						1
Sales and service occupations	146	2	5	2	3		160
Grand total	415	6	5	3	3	2	440

MULTILINGUAL JOB POSTINGS BY MUNICIPALITY

What language skills are sought by 4-Digit NOC?

	MUNICIPALITY	JOB LANGUAGES	AVG POSTING LENGTH IN DAYS	MEDIAN POSTING LENGTH IN DAYS
1.	City of Oshawa	187	32.5	21
2.	City of Ajax	135	32.7	21
3.	City of Pickering	121	34.9	21
4.	City of Whitby	120	32.1	21
5.	Municipality of Clarington	68	32.3	21
6.	Municipality of Uxbridge	23	34.8	21
7.	Municipality of Scugog	13	40.8	29
8.	Municipality of Brock	5	27.9	21



LANGUAGE DEMAND BY JOB

What language skills are sought by 4-Digit NOC?

4 DIGIT NOC NAME	POSTINGS
1. Other customer and information services re...	37
2. Retail salespersons	27
3. Retail and wholesale trade managers	22
4. Cooks	20
5. Delivery and courier service drivers	18
6. Home support workers housekeepers and r...	15
7. Early childhood educators and assistants	15
8. Administrative assistants	13
9. Transport truck drivers	12
10. Other instructors	12
11. Food and beverage servers	11
12. Food counter attendants kitchen helpers an...	10
13. Light duty cleaners	9
14. Receptionists	9
15. Material handlers	8
16. Social and community service workers	8
17. Insurance adjusters and claims examiners	7
18. Janitors caretakers and building superinten...	6
19. Chefs	6
20. Bartenders	6
21. Cashiers	6
22. Elementary school and kindergarten teachers	6
23. Licensed practical nurses	6
24. Carpenters	5
25. Administrative officers	5
26. Corporate sales managers	5
27. Security guards and related security service...	5
28. Accounting and related clerks	5
29. General office support workers	4
30. Human resources professionals	4
31. Other financial officers	4

1 - 100 / 104 < >

MULTILINGUAL HIRING EMPLOYERS

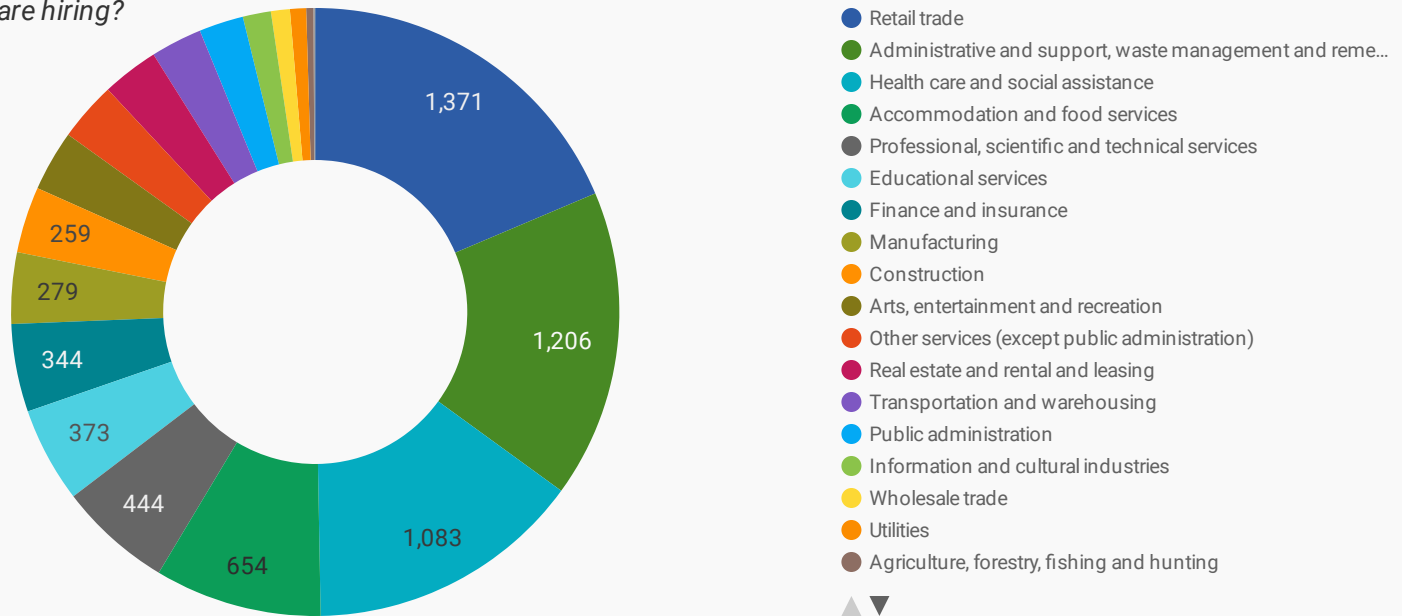
Which employers are seeking multilingual candidates?

COMPANY	POSTINGS
1. Pomerleau	12
2. Durham District School Board	9
3. Intact Financial Corporation	9
4. Volkswagen Group Canada	7
5. Municipal Property Assessment Corporation	7
6. Farm Boy Inc.	7
7. Compass Group Canada	7
8. SCHOOLHOUSE PLAYCARE CENTRES OF DURHAM	6
9. Durham Catholic District School Board	6
10. Day Communications for Durham District School...	6
11. Kawartha Pine Ridge District School Board	6
12. Choko Motorsports	6
13. Peterborough Victoria Northumberland and Clarington Catholic DSB	6
14. Sun Life Financial	5
15. Ontario Jobs	5
16. Western Hut Pizzeria	5
17. Intact	5
18. Peterborough Victoria Northumberland and...	4
19. Various Ministries	4
20. Power Staffing Solutions	4
21. Level A Professional Group	4
22. Morson Canada	4
23. Southbridge Care Homes	4
24. goeasy	4
25. Farm Boy	3
26. Victoria Order Of Nurses	3
27. Total Health Recovery	3
28. Stack IT	3
29. STAFF Plus	3

1 - 50 / 436 < >

TOP HIRING SECTORS BY 2-DIGIT NAICS CODE

What sectors are hiring?



	2-DIGIT NAICS LABEL	NAICS CODE	POSTING COUNT ▼	AVG POSTING LENGTH IN DAYS	MEDIAN POSTING LENGTH IN DAYS
1.	Retail trade	44-45	1,371	36.6	21
2.	Administrative and support, waste management and remediation services	56	1,206	31.0	21
3.	Health care and social assistance	62	1,083	29.7	21
4.	Accommodation and food services	72	654	32.2	21
5.	Professional, scientific and technical services	54	444	39.9	21
6.	Educational services	61	373	30.6	21
7.	Finance and insurance	52	344	45.7	40
8.	Manufacturing	31-33	279	35.8	21
9.	Construction	23	259	30.1	21
10.	Arts, entertainment and recreation	71	238	39.6	29
11.	Other services (except public administration)	81	232	31.8	21
12.	Real estate and rental and leasing	53	222	34.0	29.5
13.	Transportation and warehousing	48-49	201	27.6	21
14.	Public administration	91	174	21.7	21
15.	Information and cultural industries	51	110	37.6	28
16.	Wholesale trade	41	74	36.2	21
17.	Utilities	22	63	30.2	21
18.	Agriculture, forestry, fishing and hunting	11	28	28.6	21
19.	Management of companies and enterprises	55	6	32.3	21
20.	Mining, quarrying, and oil and gas extraction	21	1		

NOTE: NAICS code 56 includes Employment Agencies. Manufacturing includes codes 31-33, Retail Trade includes codes 44-45 and Transportation and Warehousing includes codes 48-49.

TOP HIRING SECTORS BY 3-DIGIT NAICS CODE

What sectors are hiring?

	3-DIGIT NAICS LABEL	NAICS CODE	POSTING COUNT ▾	AVG POSTING LENGTH IN DAYS	MEDIAN POSTING LENGTH IN DAYS
1.	Administrative and support services	561	1,147	31.4	21
2.	Food services and drinking places	722	599	32.7	21
3.	Ambulatory health care services	621	535	26.7	21
4.	Professional, scientific and technical services	541	444	39.9	21
5.	Educational services	611	373	30.6	21
6.	Nursing and residential care facilities	623	373	35.3	21
7.	Food and beverage stores	445	307	43.3	40
8.	Amusement, gambling and recreation industries	713	231	39.7	29
9.	Clothing and clothing accessories stores	448	187	39.2	28
10.	Motor vehicle and parts dealers	441	184	25.3	21
11.	General merchandise stores	452	175	41.7	35
12.	Credit intermediation and related activities	522	168	44.0	40
13.	Health and personal care stores	446	156	39.1	21
14.	Insurance carriers and related activities	524	136	44.7	30
15.	Specialty trade contractors	238	135	28.5	21
16.	Social assistance	624	117	21.6	21
17.	Local, municipal and regional public administration	913	116	22.7	21
18.	Repair and maintenance	811	105	30.0	21
19.	Personal and laundry services	812	101	36.1	21
20.	Construction of buildings	236	100	32.7	21
21.	Miscellaneous store retailers	453	98	31.8	21
22.	Truck transportation	484	98	27.5	21
23.	Lessors of non-financial intangible assets (except copyrighted works)	533	94	34.9	35
24.	Furniture and home furnishings stores	442	91	29.2	21
25.	Telecommunications	517	81	37.8	24
26.	Building material and garden equipment and supplies dealers	444	74	34.8	36
27.	Real estate	531	73	29.1	21
28.	Utilities	221	63	30.2	21
29.	Waste management and remediation services	562	59	26.2	21
30.	Hospitals	622	58	35.6	21
31.	Transportation equipment manufacturing	336	57	40.8	21

TOP HIRING SECTORS BY 4-DIGIT NAICS CODE

What sectors are hiring?

	4-DIGIT NAICS LABEL	NAICS CODE	POSTING COUNT ▾	AVG POSTING LENGTH IN DAYS	MEDIAN POSTING LENGTH IN DAYS
1.	Employment services	5613	771	30.0	21
2.	Full-service restaurants and limited-service eating places	7225	548	32.5	21
3.	Grocery stores	4451	290	43.0	40
4.	Community care facilities for the elderly	6233	284	34.7	21
5.	Architectural, engineering and related services	5413	168	44.5	21
6.	Home health care services	6216	157	32.4	21
7.	Clothing stores	4481	157	41.0	35
8.	Health and personal care stores	4461	156	39.1	21
9.	Out-patient care centres	6214	149	23.4	21
10.	Elementary and secondary schools	6111	136	27.3	6
11.	Community colleges and C.E.G.E.P.s	6112	134	24.1	21
12.	Investigation and security services	5616	132	28.2	21
13.	Agencies, brokerages and other insurance related activities	5242	126	45.0	31
14.	Services to buildings and dwellings	5617	126	25.0	21
15.	Other amusement and recreation industries	7139	116	35.3	21
16.	Other local, municipal and regional public administration	9139	116	22.7	21
17.	Automobile dealers	4411	114	22.2	21
18.	Depository credit intermediation	5221	112	41.3	40
19.	Department stores	4521	110	44.3	39
20.	Gambling industries	7132	107	45.0	29
21.	Offices of dentists	6212	97	21.8	21
22.	Lessors of non-financial intangible assets (except copyrighted works)	5331	94	34.9	35
23.	Management, scientific and technical consulting services	5416	90	33.2	21
24.	General freight trucking	4841	82	29.3	21
25.	Automotive repair and maintenance	8111	82	26.9	21
26.	Offices of other health practitioners	6213	80	31.2	21
27.	Residential building construction	2361	79	33.6	21
28.	Wired and wireless telecommunications carriers(except satellite)	5173	78	38.1	26
29.	Building equipment contractors	2382	78	26.3	21
30.	Nursing care facilities	6231	75	38.1	30
31.	Building material and supplies dealers	4441	69	34.5	35

TOP HIRING SECTORS BY 5-DIGIT NAICS CODE

What sectors are hiring?

	5-DIGIT NAICS LABEL	NAICS CODE	POSTING COUNT ▾	AVG POSTING LENGTH IN DAYS	MEDIAN POSTING LENGTH IN DAYS
1.	Employment placement agencies and executive search services	56131	758	30.1	21
2.	Full-service restaurants and limited-service eating places	72251	548	32.5	21
3.	Community care facilities for the elderly	62331	284	34.7	21
4.	Supermarkets and other grocery (except convenience) stores	44511	283	43.3	40
5.	Engineering services	54133	163	44.8	21
6.	Home health care services	62161	157	32.4	21
7.	Elementary and secondary schools	61111	136	27.3	6
8.	Community colleges and C.E.G.E.P.s	61121	134	24.1	21
9.	Insurance agencies and brokerages	52421	121	44.9	35.5
10.	Other local, municipal and regional public administration	91391	116	22.7	21
11.	Department stores	45211	110	44.3	39
12.	Banking	52211	104	42.1	40
13.	Investigation, guard and armoured car services	56161	104	28.2	21
14.	New car dealers	44111	102	21.7	21
15.	Other gambling industries	71329	97	45.6	29
16.	Offices of dentists	62121	97	21.8	21
17.	Lessors of non-financial intangible assets (except copyrighted works)	53311	94	34.9	35
18.	Other out-patient care centres	62149	85	21.0	21
19.	Fitness and recreational sports centres	71394	82	31.1	21
20.	Residential building construction	23611	79	33.6	21
21.	Wired and wireless telecommunications carriers (except satellite)	51731	78	38.1	26
22.	Management consulting services	54161	75	34.8	21
23.	Nursing care facilities	62311	75	38.1	30
24.	Pharmacies and drug stores	44611	75	32.0	21
25.	All other general merchandise stores	45299	65	37.4	23
26.	Janitorial services	56172	65	22.4	21
27.	Out-patient mental health and substance abuse centres	62142	64	26.8	21
28.	Hardware stores	44413	64	33.8	28
29.	Child day-care services	62441	62	20.9	21
30.	Furniture stores	44211	61	28.7	21
31.	Automotive mechanical and electrical repair and maintenance	81111	59	26.7	21

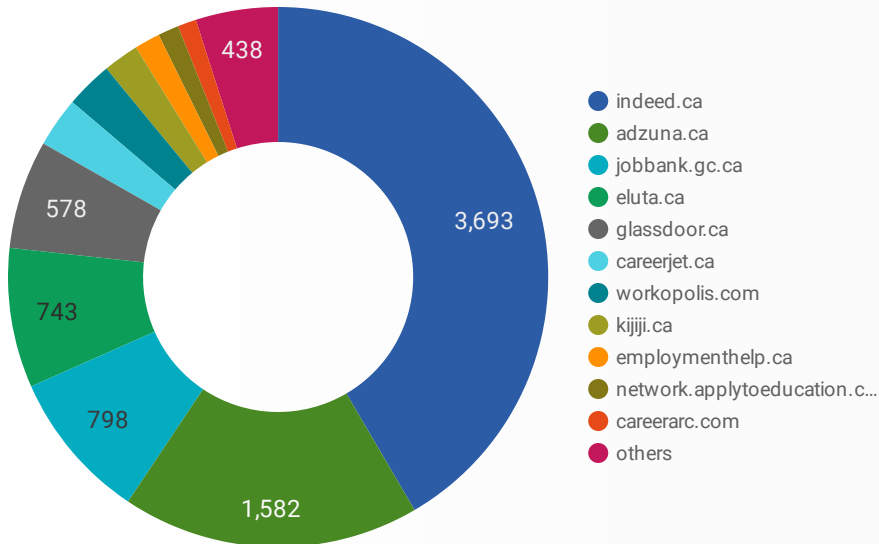
TOP HIRING SECTORS BY 6-DIGIT NAICS CODE

What sectors are hiring?

	6-DIGIT NAICS LABEL	NAICS CODE	POSTING COUNT ▼	AVG POSTING LENGTH IN DAYS	MEDIAN POSTING LENGTH IN DAYS
1.	Employment placement agencies and executive search services	561310	758	30.1	21
2.	Limited-service eating places	722512	351	33.5	21
3.	Community care facilities for the elderly	623310	284	34.7	21
4.	Supermarkets and other grocery (except convenience) stores	445110	283	43.3	40
5.	Full-service restaurants	722511	197	31.0	21
6.	Engineering services	541330	163	44.8	21
7.	Home health care services	621610	157	32.4	21
8.	Elementary and secondary schools	611110	136	27.3	6
9.	Community colleges and C.E.G.E.P.s	611210	134	24.1	21
10.	Insurance agencies and brokerages	524210	121	44.9	35.5
11.	Other local, municipal and regional public administration	913910	116	22.7	21
12.	Department stores	452110	110	44.3	39
13.	Security guard and patrol services	561612	102	28.4	21
14.	New car dealers	441110	102	21.7	21
15.	Offices of dentists	621210	97	21.8	21
16.	All other gambling industries	713299	97	45.6	29
17.	Lessors of non-financial intangible assets (except copyrighted works)	533110	94	34.9	35
18.	Personal and commercial banking industry	522111	89	36.1	32.5
19.	Fitness and recreational sports centres	713940	82	31.1	21
20.	Community health centres	621494	81	21.0	21
21.	Residential building construction	236110	79	33.6	21
22.	Wired and wireless telecommunications carriers (except satellite)	517310	78	38.1	26
23.	Pharmacies and drug stores	446110	75	32.0	21
24.	Nursing care facilities	623110	75	38.1	30
25.	Janitorial services (except window cleaning)	561722	65	22.4	21
26.	Hardware stores	444130	64	33.8	28
27.	Out-patient mental health and substance abuse centres	621420	64	26.8	21
28.	Child day-care services	624410	62	20.9	21
29.	Furniture stores	442110	61	28.7	21
30.	General automotive repair	811111	56	27.3	21
31.	Used electronic equipment stores	531111	54	35.4	21

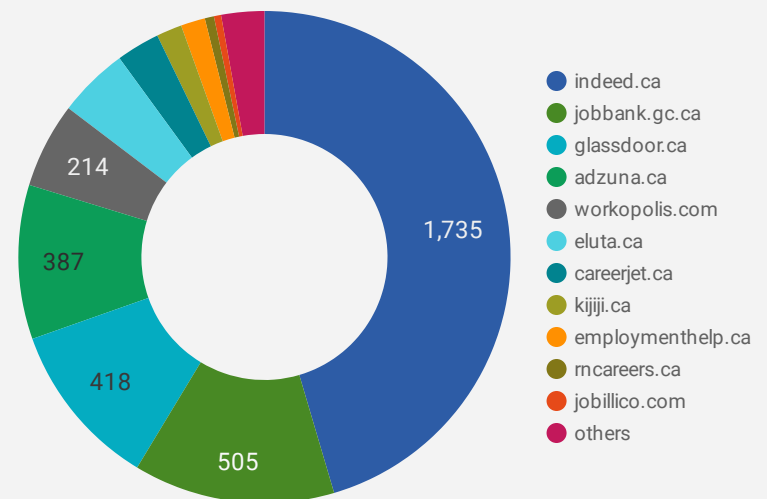
JOB POSTINGS BY JOB BOARD

What share of unique job postings appear on each job board?



COMPANIES BY JOB BOARD

What share of unique job postings appear on each job board?



JOB POSTING DETAILS BY JOB BOARD

How does job posting activity differ by job board?

	JOB BOARD	POSTING COUNT ▾	AVG POSTING LENGTH IN DAYS	MEDIAN POSTING LENGTH IN DAYS	# OF COMPANIES
1.	indeed.ca	3,693	20.7	21	1,735
2.	adzuna.ca	1,582	57.9	63	387
3.	jobbank.gc.ca	798	36.8	30	505
4.	eluta.ca	743	21.0	21	177
5.	glassdoor.ca	578	28.0	28	418
6.	careerjet.ca	265	38.9	38	109
7.	workopolis.com	251	57.0	57	214
8.	kijiji.ca	190	14.9	15	64
9.	employmenthelp.ca	136	56.3	55	61
10.	network.applytoeducation.com	111	27.9	6	3
11.	careerarc.com	99	57.4	25	16
12.	careerbuilder.ca	87	27.2	29	17
13.	jobillico.com	77	23.5	24	18
14.	rncareers.ca	60	31.7	31	23
15.	randstad.ca	40	75.3	90	1
16.	gojobs.gov.on.ca	25	16.7	16	7
17.	careerowl.ca	25	93.0	119	18