

JOB DEMAND REPORT

NOVEMBER 2022

HIGHLIGHTS

JOB POSTINGS BY THE NUMBERS

POSTING COUNT	NEW THIS MONTH	COMPANIES	JOB BOARDS
9,847	4,830	3,230	34

OF DAYS POSTED

AVERAGE	MEDIAN
23.5	21

REPORT BUILDER

The default filter selection below will show all job demand data for the month. You can use the filters to create a customized report for the purpose of understanding a subset of the data.

OCCUPATION FILTERS

SKILL TYPE NAME / 1-DIGIT NOC	▼
MAJOR GROUP / 2-DIGIT NOC	▼
MINOR GROUP / 3-DIGIT NOC	▼
UNIT GROUP / 4-DIGIT NOC	▼
SKILL LEVEL	▼
JOB TYPE	▼
JOB DURATION	▼
ADDITIONAL LANGUAGE	▼
SPECIFIC JOB TAGS	▼

INDUSTRY/SECTOR FILTERS

HIRING SECTOR BY 2-DIGIT NAICS CODE	▼
HIRING SECTOR BY 3-DIGIT NAICS CODE	▼
HIRING SECTOR BY 4-DIGIT NAICS CODE	▼
HIRING SECTOR BY 5-DIGIT NAICS CODE	▼
HIRING SECTOR BY 6-DIGIT NAICS CODE	▼

OTHER FILTERS

MUNICIPALITY	▼
JOB BOARD	▼

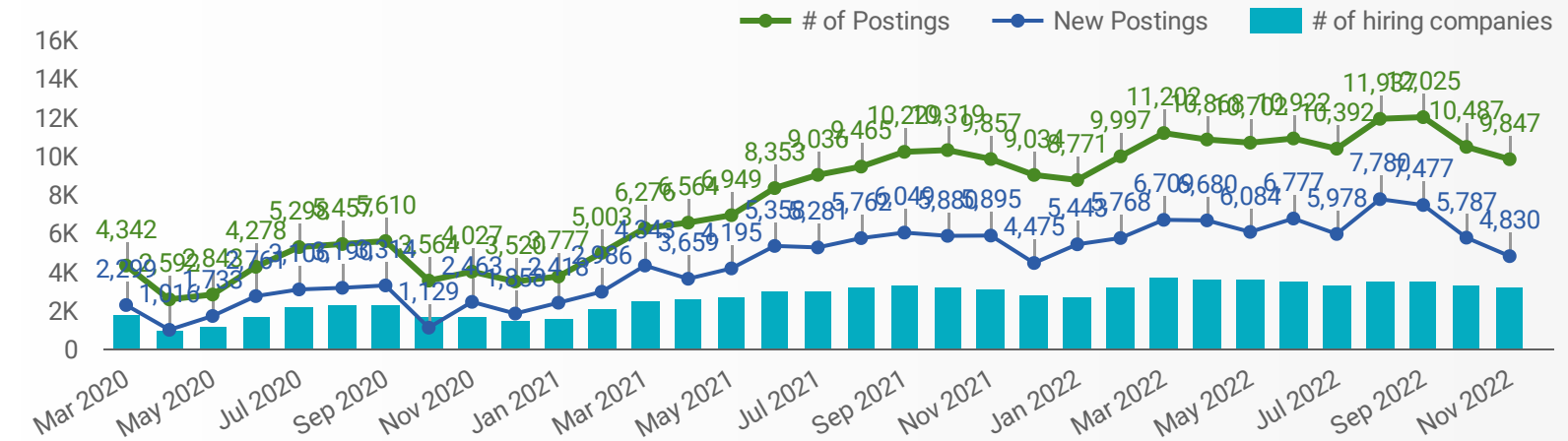
NOC = National Occupation Classification | NAICS = North American Industry Classification System

Source:

Job posting data collected by Durham Workforce Authority from job boards and employer websites who recruit candidates in Durham Region.

JOB POSTINGS BY MONTH FOR DURHAM REGION

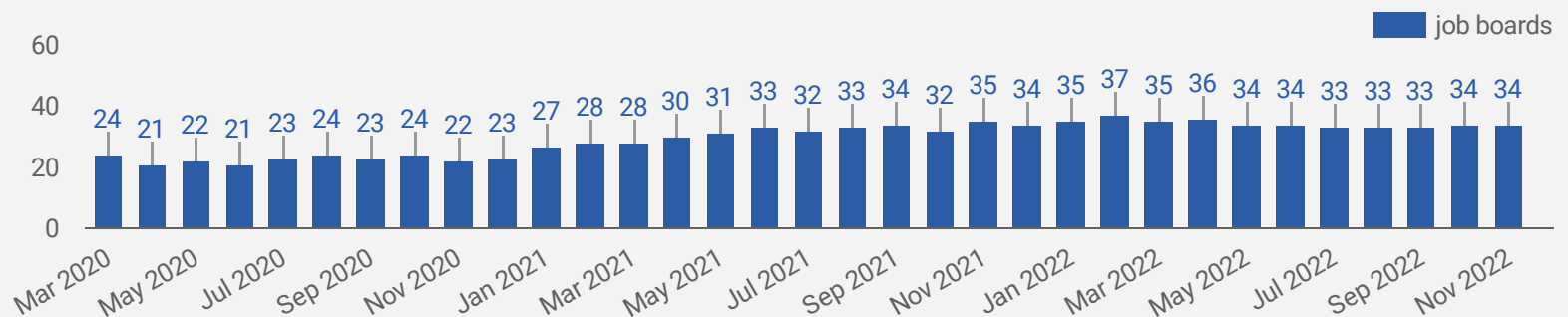
How many job postings were active for at least 1 day this month?



NOTE: This graph cannot be filtered using the controls on the cover page

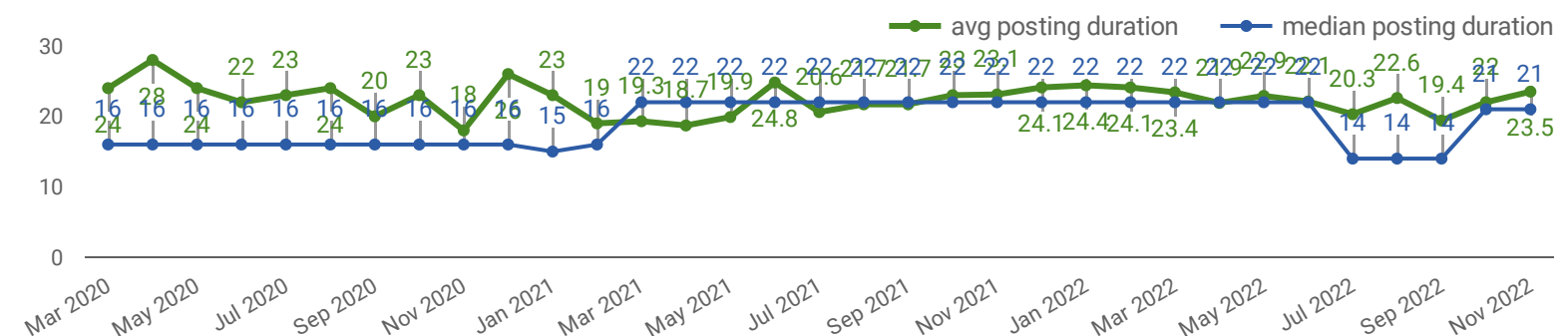
NUMBER OF ACTIVE JOB BOARDS

How many job postings were active for at least 1 day this month on these job boards?



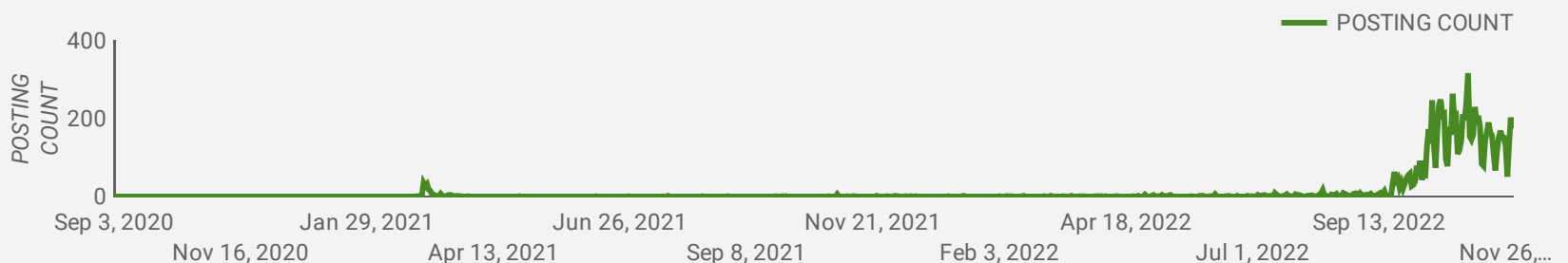
AVG & MEDIAN POSTING LENGTH BY DAYS

How long are employers having to recruit for to find candidates to fill their job vacancies?



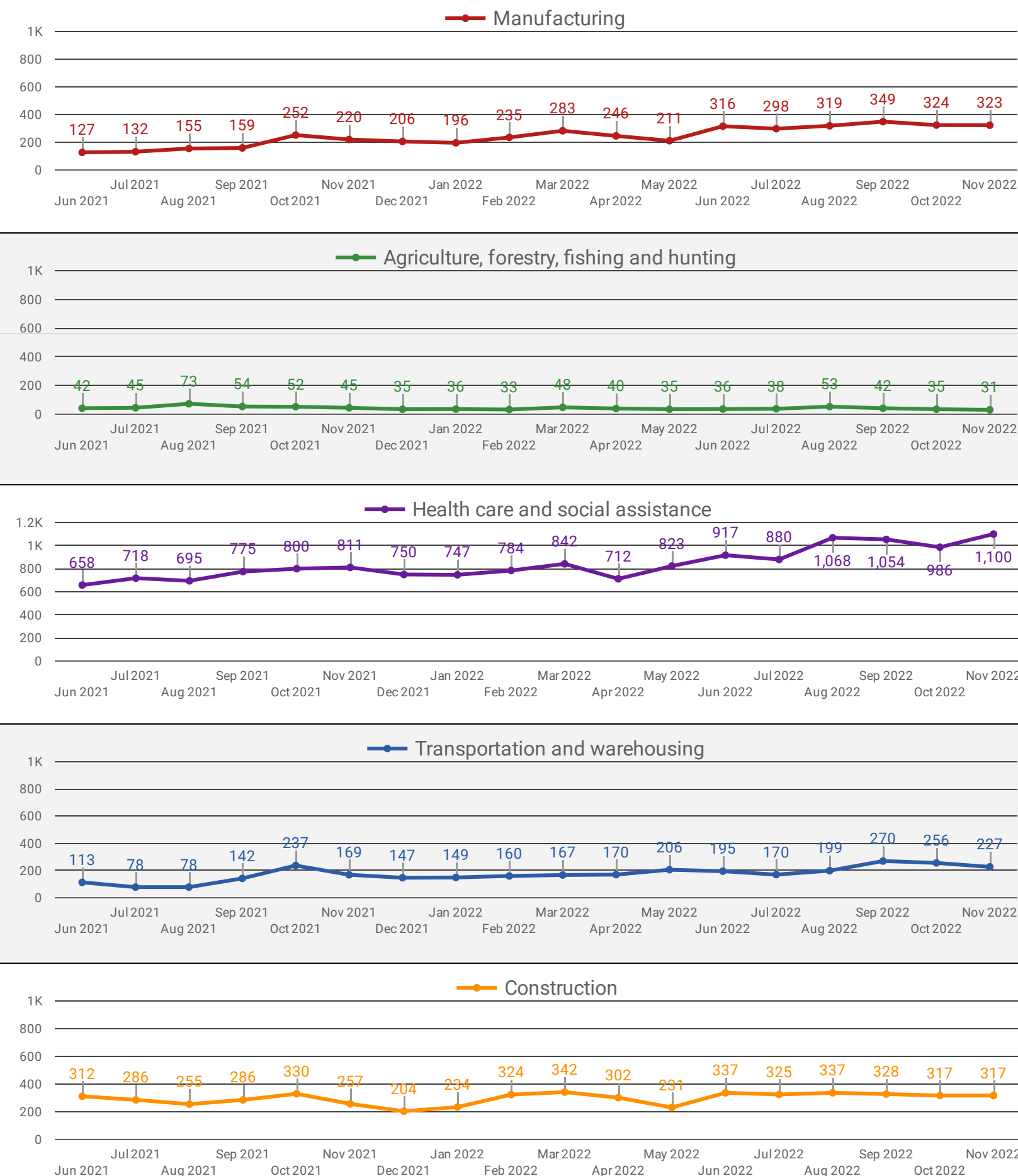
POST DATE TIMELINE FOR THIS MONTH'S ACTIVE JOB POSTINGS

How many job postings were active for at least 1 day this month?



DEMAND BY KEY SECTOR (DURHAM REGION)

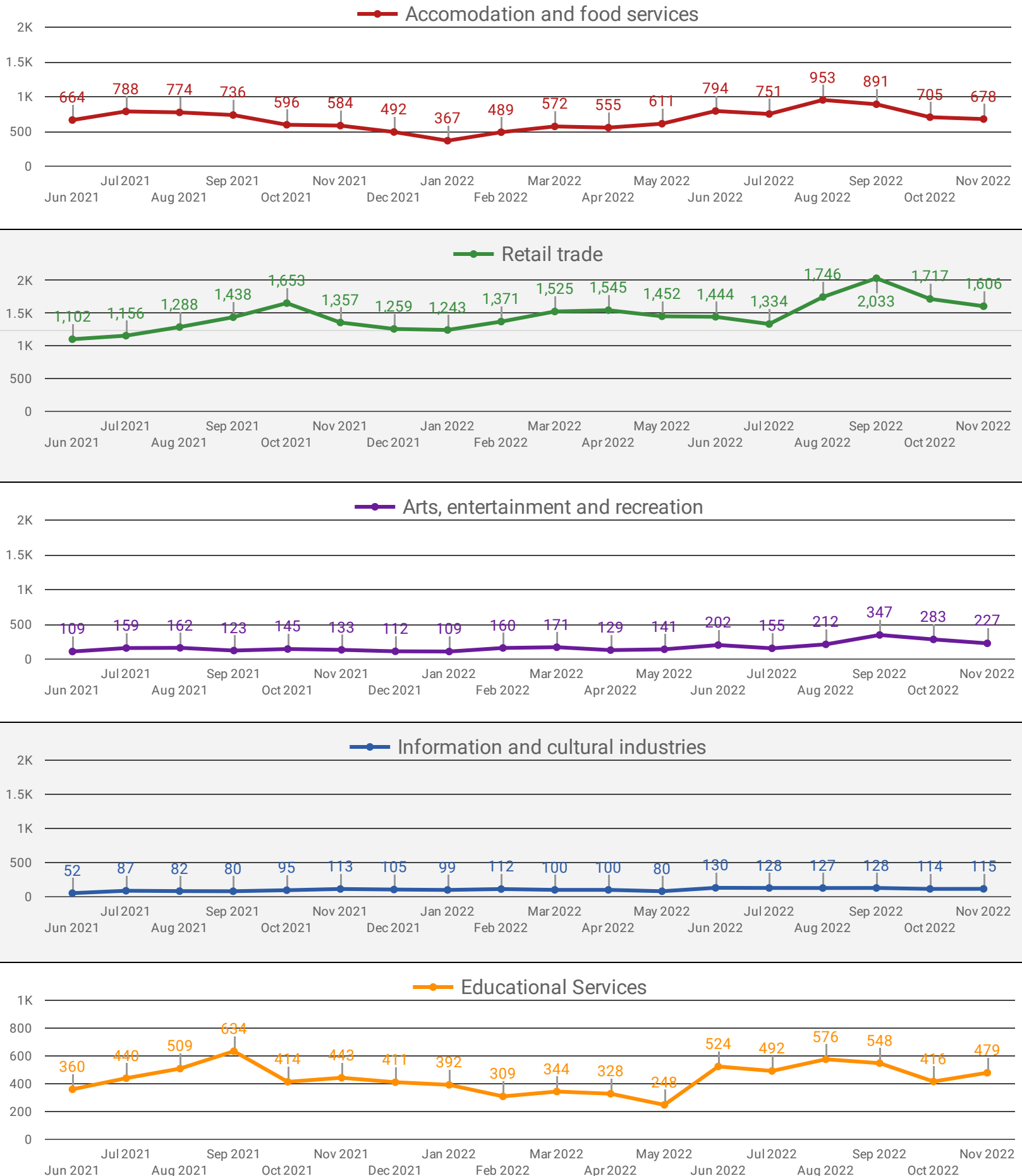
How many job postings were active for at least 1 day this month by sector?



NOTE: This graph cannot be filtered using the controls on the cover page

DEMAND BY IMPACTED SECTOR (DURHAM REGION)

How many job postings were active for at least 1 day this month by sector?

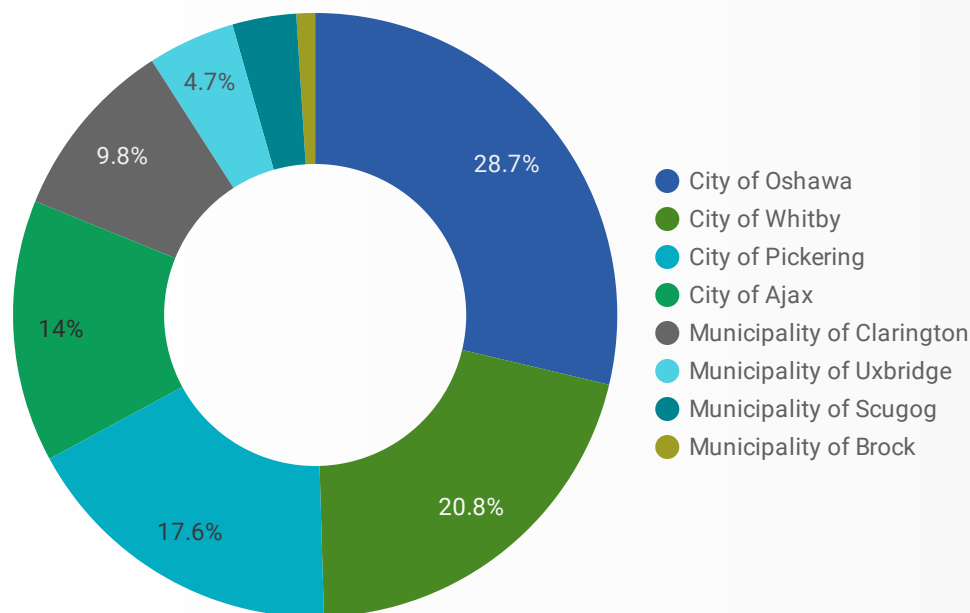


NOTE: This graph cannot be filtered using the controls on the cover page

JOB POSTINGS BY MUNICIPALITY

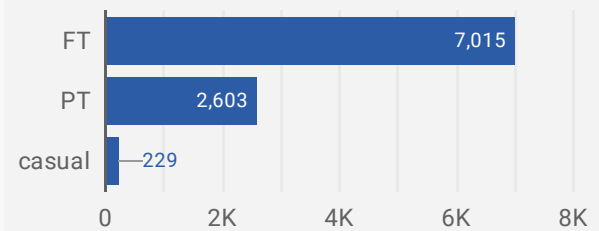
How many job postings were active for at least 1 day this month?

	MUNICIPALITY	POSTING COUNT	AVG POSTING LENGTH IN DAYS	MEDIAN POSTING LENGTH IN DAYS
1.	City of Oshawa	2,812	22.8	21
2.	City of Whitby	2,040	24.3	21
3.	City of Pickering	1,720	22.0	21
4.	City of Ajax	1,376	23.2	21
5.	Municipality of Clarington	957	21.9	21
6.	Municipality of Uxbridge	457	30.9	21
7.	Municipality of Scugog	335	30.5	21
8.	Municipality of Brock	98	28.5	21



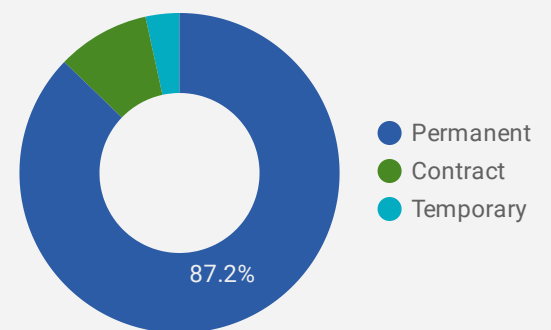
JOB TYPE

Full-time vs Part-time



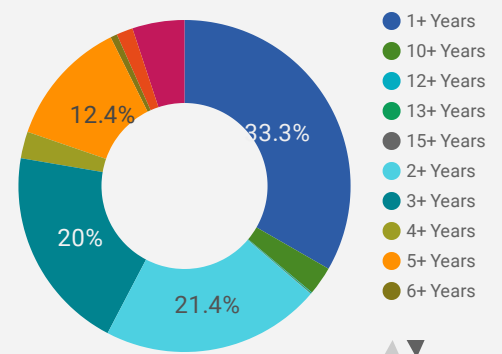
JOB DURATION

Permanency of jobs posted



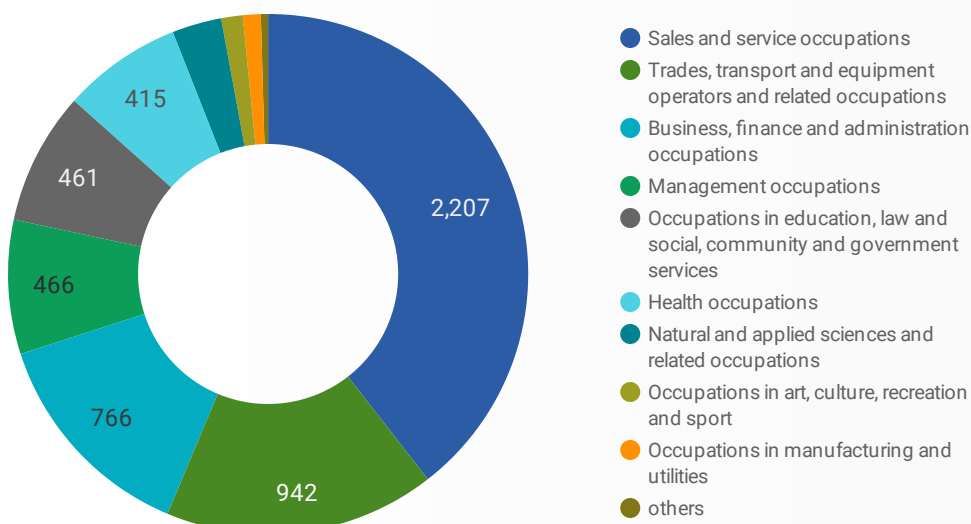
JOB EXPERIENCE LEVEL

Job Postings by Years of Experience Required



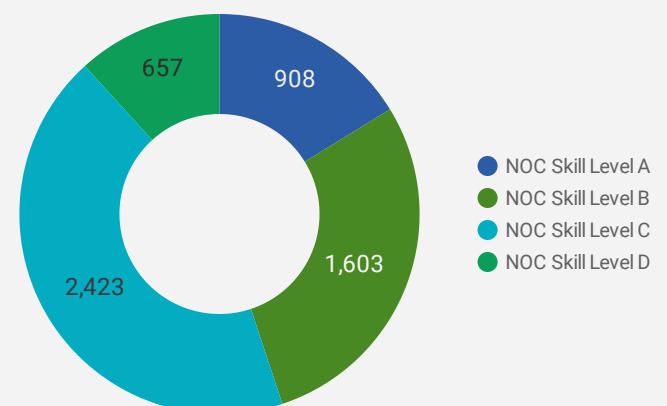
JOB POSTINGS BY JOB CATEGORY

What broad occupational category is being recruited?



JOB POSTINGS BY SKILL LEVEL

What education do occupations typically require?



Skill Level A = Usually University education | Skill Level B = Usually College education or Apprenticeship training | Skill Level C = Usually Secondary education or occupation-specific training | Skill Level D = Usually on-the-job training

TOP HIRING EMPLOYERS & AGENCIES

Who is hiring?

	COMPANY	MUNICIPALITY	POSTINGS COUNT ▾	AVG POSTING LENGTH IN DAYS	MEDIAN POSTING LENGTH IN DAYS
1.	Durham College	City of Oshawa	85	18.6	21
2.	Ontario Shores Centre for Mental Health Sciences	City of Whitby	73	21.4	21
3.	Lakeridge Health	City of Oshawa	61	21.0	21
4.	Durham College of Applied Arts and Technology	City of Oshawa	56	21.0	21
5.	Ontario Tech University	City of Oshawa	45	21.9	14
6.	Durham District School Board	City of Whitby	41	8.0	5
7.	Durham District School Board	City of Oshawa	37	4.6	4
8.	General Motors	City of Oshawa	32	18.7	21
9.	Great Canadian Gaming Corporation	City of Pickering	30	14.9	13
10.	Adzuna	City of Pickering	30	null	null
11.	Employmenthelp	Municipality of Uxbridge	30	65.9	53
12.	Thermo Fisher Scientific	City of Whitby	28	22.0	21
13.	Intact Financial Corporation	City of Ajax	27	null	null
14.	Great Canadian	City of Pickering	26	20.8	21
15.	Durham District School Board	City of Ajax	26	5.2	4
16.	6 Management Inc.	City of Pickering	25	9.1	9
17.	AECOM	City of Whitby	23	19.8	18
18.	Ontario Shores Centre for Mental Health Services	City of Whitby	23	14.4	14
19.	Loblaw Companies	City of Oshawa	22	null	null
20.	Chartwell Retirement Residences	City of Oshawa	22	23.6	21
21.	Adecco Canada	City of Pickering	21	20.9	21
22.	Thermea spa village - Whitby	City of Whitby	21	20.4	20
23.	Drive Autogroup	City of Pickering	20	null	null
24.	Loblaw Companies Limited	City of Oshawa	20	21.0	21
25.	Canadian Executive Search Group Inc.	City of Oshawa	19	20.9	21
26.	Lowe's	City of Oshawa	19	26.2	21
27.	Markham Stouffville Hospital	Municipality of Uxbridge	19	42.3	21
28.	Bruce-Grey Catholic District School Board	City of Whitby	19	21.0	21
29.	Revera Inc.	Municipality of Scugog	19	21.0	21
--	--	--	--	--	--

TOP HOURLY WAGES IN JOB POSTINGS

What are employers willing to pay to find the perfect candidate?

of Minimum Wage Job Postings

233

	JOB TITLE	COMPANY	LOCATION	HOURLY WAGE ▾
1.	Psychologist	LifeCare Centres	City of Pickering	150 
2.	Psychotherapist	Kennedy McLean Counselling & Psychotherapy...	City of Ajax	120 
3.	Board Certified Behaviour Analyst/bcba	KIDZ AUTISM AND SPEECH CLINIC	City of Whitby	85 
4.	Audiologist	Hearing & Balance Consult	City of Pickering	80 
5.	.net Lead	Speridian Technologies Canada Inc.	City of Oshawa	80 
6.	\$80 an hr for sub contractors	Kijiji Jobs	City of Oshawa	80 
7.	Rmt (registered Massage Therapist)	Thermea spa village Whitby inc.	City of Whitby	77 
8.	Chiropractor	Physiotherapy and Rehabilitation Centres of Ontario	City of Whitby	75 
9.	Commercial Contracts Advisor	Morson Canada	City of Pickering	75 
10.	Psychologist	Frontenac Youth Services	City of Oshawa	71.55 
11.	Registered Dental Hygienist	adental69@hotmail.com	City of Ajax	70 
12.	Patient Care Manager, Or/pacu	Lakeridge Health	City of Oshawa	65.65 
				1 - 100 / 2289 < >

TOP SALARIES IN JOB POSTINGS

What are employers willing to pay to find the perfect candidate?

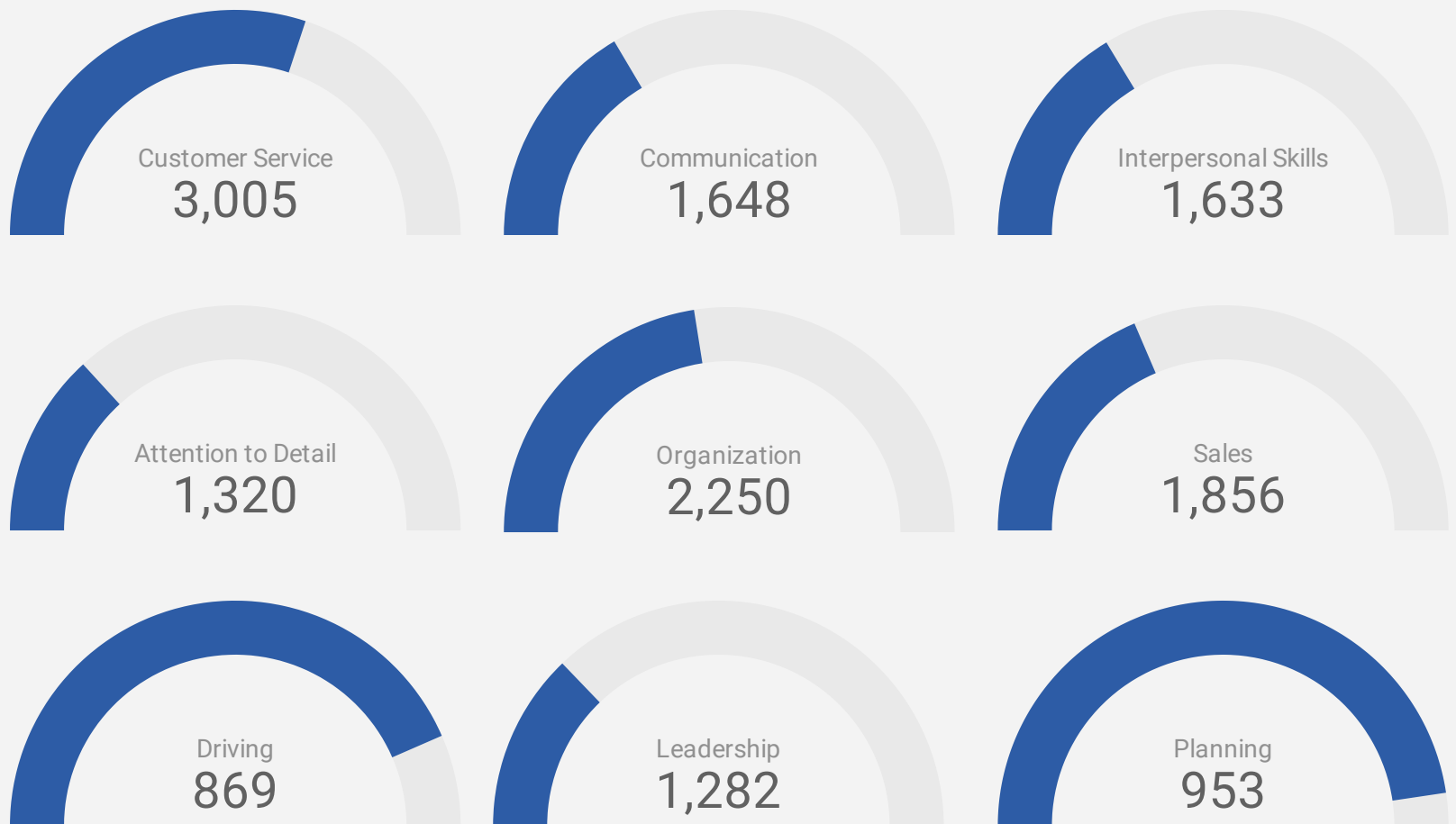
	JOB TITLE	COMPANY	LOCATION	ANNUAL SALARY ▾
1.	Dentist	Simcoe Smile Dental	City of Oshawa	287,851 
2.	Dentist	Heaps & Doyle	City of Whitby	246,876 
3.	Az Drivers And Owner Operators For Cross Border	Mackie Transportation Inc.	City of Oshawa	242,934 
4.	Inside Sales Coordinator	LKQ Corporation	City of Whitby	200,000 
5.	Plant Manager, Manufacturing	Trans-United Consultants Ltd.	City of Whitby	180,000 
6.	Owner Operator Appliance Delivery Team	Mackie Moving Systems	City of Oshawa	175,000 
7.	Veterinarian Opportunity, Pickering Ontario	Global Talent Partners	City of Pickering	160,000 
8.	Veterinarian Position, Oshawa, Ontario	Global Talent Partners	City of Oshawa	160,000 
9.	Veterinary Role, Whitby, Ontario	Global Talent Partners	City of Whitby	160,000 
10.	Chiropractor	Family Chiropractic and Homeopathic Centre	City of Ajax	159,704 
				1 - 100 / 2683 < >

TOP IN-DEMAND SKILLS

How many times were these skills found in job postings?

ACTIVE JOB POSTINGS THIS MONTH

9,847

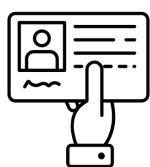


KEY JOB REQUIREMENTS

How often are these requirements desired in job postings?

ACTIVE JOB POSTINGS THIS MONTH

9,847



Driver's License
1,710



First Aid
495



Regular Access to a Vehicle
354



Criminal Record Check
486



Microsoft Office
618



Food Safety
257

TOP OCCUPATIONS BY SKILL, FREQUENCY & DURATION

What jobs are in-demand and/or hard to fill?

	4 DIGIT NOC	4 DIGIT NOC NAME	SKILL LEVEL	POSTING COUNT ▾	AVG POSTING LENGTH IN DAYS	MEDIAN POSTING LENGTH IN DAYS
1.	6421	Retail salespersons	NOC Skill Level C	494	22.4	21
2.	7452	Material handlers	NOC Skill Level C	276	20.9	21
3.	6552	Other customer and information services representatives	NOC Skill Level C	259	28.5	21
4.	6322	Cooks	NOC Skill Level B	241	30.6	21
5.	0621	Retail and wholesale trade managers	NOC Skill Level A	228	22.1	21
6.	4412	Home support workers housekeepers and related occupations	NOC Skill Level C	206	27.2	21
7.	6611	Cashiers	NOC Skill Level D	135	22.3	21
8.	6731	Light duty cleaners	NOC Skill Level D	129	27.3	21
9.	7511	Transport truck drivers	NOC Skill Level C	125	23.1	21
10.	1414	Receptionists	NOC Skill Level C	119	20.6	21
11.	1241	Administrative assistants	NOC Skill Level B	116	27.0	21
12.	6541	Security guards and related security service occupations	NOC Skill Level C	115	20.8	21
13.	7514	Delivery and courier service drivers	NOC Skill Level C	108	20.0	21
14.	6513	Food and beverage servers	NOC Skill Level C	103	21.1	21
15.	6711	Food counter attendants kitchen helpers and related support occupations	NOC Skill Level D	98	28.4	21
16.	6622	Store shelf stockers clerks and order fillers	NOC Skill Level D	97	22.1	21
17.	3219	Other medical technologists and technicians (except dental health)	NOC Skill Level B	78	22.3	21
18.	6311	Food service supervisors	NOC Skill Level B	71	56.5	25
19.	4212	Social and community service workers	NOC Skill Level B	67	21.2	21
20.	6512	Bartenders	NOC Skill Level C	59	22.2	21
21.	1114	Other financial officers	NOC Skill Level A	52	19.5	21
22.	1521	Shippers and receivers	NOC Skill Level C	49	21.4	21
23.	3411	Dental assistants	NOC Skill Level C	48	21.0	21
24.	4214	Early childhood educators and assistants	NOC Skill Level B	47	30.1	21
25.	1311	Accounting technicians and bookkeepers	NOC Skill Level B	46	48.2	21
26.	0631	Restaurant and food service managers	NOC Skill Level A	45	30.1	21
27.	1411	General office support workers	NOC Skill Level C	41	25.5	21
28.	3233	Licensed practical nurses	NOC Skill Level B	41	23.9	21
29.	6732	Specialized cleaners	NOC Skill Level D	40	24.1	21

JOB POSTINGS BY 3-DIGIT NATIONAL OCCUPATION CLASSIFICATION

What jobs are hard to fill and/or in-demand?

	3 DIGIT NOC	3 DIGIT NOC NAME	SKILL LEVEL	POSTING COUNT	AVG POSTING LENGTH IN DAYS	MEDIAN POSTING LENGTH IN DAYS
1.	642	Retail salespersons	NOC Skill Level C	494	22.4	21
2.	745	Longshore workers and material handlers	NOC Skill Level C	277	20.9	21
3.	632	Chefs and cooks	NOC Skill Level B	265	30.1	21
4.	655	Customer and information services representatives	NOC Skill Level C	262	28.3	21
5.	751	Motor vehicle and transit drivers	NOC Skill Level C	252	21.7	21
6.	062	Retail and wholesale trade managers	NOC Skill Level A	228	22.1	21
7.	441	Home care providers and educational support occupations	NOC Skill Level C	222	28.2	21
8.	673	Cleaners	NOC Skill Level D	207	26.3	21
9.	651	Occupations in food and beverage service	NOC Skill Level C	197	23.1	21
10.	141	General office workers	NOC Skill Level C	165	21.7	21
11.	421	Paraprofessional occupations in legal, social, community and education services	NOC Skill Level B	160	23.4	21
12.	661	Cashiers	NOC Skill Level D	135	22.3	21
13.	124	Office administrative assistants - general, legal and medical	NOC Skill Level B	123	28.0	21
14.	654	Security guards and related security service occupations	NOC Skill Level C	115	20.8	21
15.	662	Other sales support and related occupations	NOC Skill Level D	113	22.4	21
16.	152	Supply chain logistics, tracking and scheduling co-ordination occupations	NOC Skill Level C	106	20.4	21
17.	321	Medical technologists and technicians (except dental health)	NOC Skill Level B	101	22.0	21
18.	671	Food counter attendants, kitchen helpers and related support occupations	NOC Skill Level D	98	28.4	21
19.	341	Assisting occupations in support of health services	NOC Skill Level C	87	24.6	21
20.	111	Auditors, accountants and investment professionals	NOC Skill Level A	86	21.4	21
21.	631	Service supervisors	NOC Skill Level B	80	52.9	21
22.	122	Administrative and regulatory occupations	NOC Skill Level B	79	26.5	21
23.	323	Other technical occupations in health care	NOC Skill Level B	77	26.4	21
24.	131	Finance, insurance and related business administrative occupations	NOC Skill Level B	60	48.2	21
25.	723	Machining, metal forming, shaping and erecting trades	NOC Skill Level B	49	37.5	26
26.	063	Managers in food service and accommodation	NOC Skill Level A	48	29.6	21
27.	622	Technical sales specialists in wholesale trade and retail and wholesale buyers	NOC Skill Level B	48	20.7	21
28.	143	Financial, insurance and related administrative support workers	NOC Skill Level C	45	22.3	21
29.	732	Automotive service technicians	NOC Skill Level B	43	21.1	21

JOB POSTINGS BY 2-DIGIT NATIONAL OCCUPATION CLASSIFICATION

What jobs are hard to fill and/or in-demand?

	2 DIGIT NOC	2 DIGIT NOC NAME	SKILL LEVEL	POSTING COUNT ▼	AVG POSTING LENGTH IN DAYS	MEDIAN POSTING LENGTH IN DAYS
1.	65	Service representatives and other customer and personal services occupations	NOC Skill Level C	622	25.7	21
2.	64	Sales representatives and salespersons - wholesale and retail trade	NOC Skill Level C	502	22.4	21
3.	63	Service supervisors and specialized service occupations	NOC Skill Level B	401	32.9	21
4.	67	Service support and other service occupations, n.e.c.	NOC Skill Level D	319	26.8	21
5.	06	Middle management occupations in retail and wholesale trade and customer services	NOC Skill Level A	307	23.5	21
6.	74	Other installers, repairers and servicers and material handlers	NOC Skill Level C	299	21.2	21
7.	75	Transport and heavy equipment operation and related maintenance occupations	NOC Skill Level C	296	23.0	21
8.	66	Sales support occupations	NOC Skill Level D	248	22.3	21
9.	12	Administrative and financial supervisors and administrative occupations	NOC Skill Level B	237	26.2	21
10.	14	Office support occupations	NOC Skill Level C	233	21.9	21
11.	44	Care providers and educational, legal and public protection support occupations	NOC Skill Level C	223	28.1	21
12.	32	Technical occupations in health	NOC Skill Level B	198	23.2	21
13.	72	Industrial, electrical and construction trades	NOC Skill Level B	195	28.2	21
14.	42	Paraprofessional occupations in legal, social, community and education services	NOC Skill Level B	160	23.4	21
15.	11	Professional occupations in business and finance	NOC Skill Level A	122	21.1	21
16.	62	Retail sales supervisors and specialized sales occupations	NOC Skill Level B	115	20.3	21
17.	15	Distribution, tracking and scheduling co-ordination occupations	NOC Skill Level C	114	20.4	21
18.	31	Professional occupations in health (except nursing)	NOC Skill Level A	113	23.0	21
19.	73	Maintenance and equipment operation trades	NOC Skill Level B	96	25.8	21
20.	21	Professional occupations in natural and applied sciences	NOC Skill Level A	89	22.0	21
21.	34	Assisting occupations in support of health services	NOC Skill Level C	87	24.6	21
22.	22	Technical occupations related to natural and applied sciences	NOC Skill Level B	83	39.6	21
23.	01	Senior managers - construction, transportation, production and utilities	NOC Skill Level A	77	26.8	21
24.	41	Professional occupations in law and social, community and government services	NOC Skill Level A	62	32.1	21
25.	13	Finance, insurance and related business administrative occupations	NOC Skill Level B	60	48.2	21
26.	76	Trades helpers, construction labourers and related occupations	NOC Skill Level D	56	25.7	21
27.	52	Technical occupations in art, culture, recreation and sport	NOC Skill Level B	50	27.4	21

MULTILINGUAL JOB POSTINGS BY THE NUMBERS

ACTIVE POSTINGS
803

NEW POSTINGS
0

COMPANIES
464

LANGUAGES
10

OF DAYS POSTED

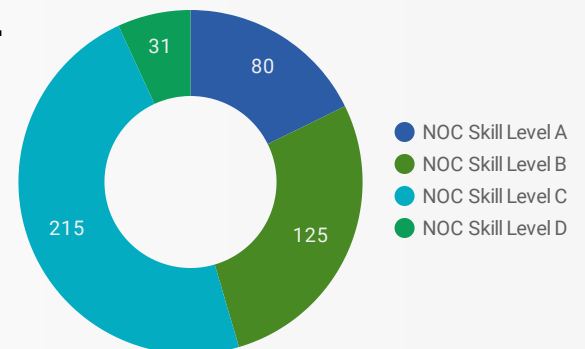
AVERAGE
22.4

MEDIAN
21

MULTILINGUAL JOB POSTINGS BY SKILL LEVEL

What language skills are employers looking for by occupational skill level?

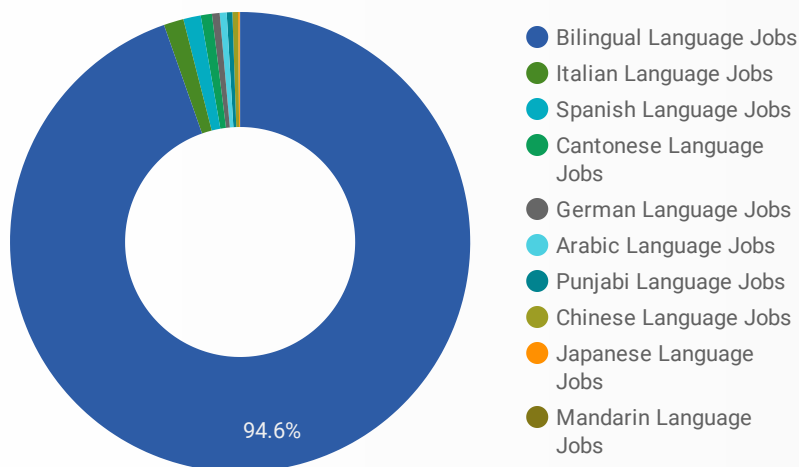
- 80** Skill Level A - Management/ Professional Occupations usually requiring University
- 125** Skill Level B - Usually college education or apprenticeship training
- 215** Skill Level C - Usually secondary education or occupation-specific training
- 31** Skill Level D - Usually on-the-job training



LANGUAGES	NOC Skill Level A	NOC Skill Level B	NOC Skill Level C	NOC Skill Level D
Bilingual Lan...	74	113	204	29
Italian Langu...	1	4	4	1
Cantonese La...	2	1	6	
Chinese Lang...	1	2		1
Spanish Lang...	1	2	1	
German Lang...	1	1		
Arabic Lang...		1		

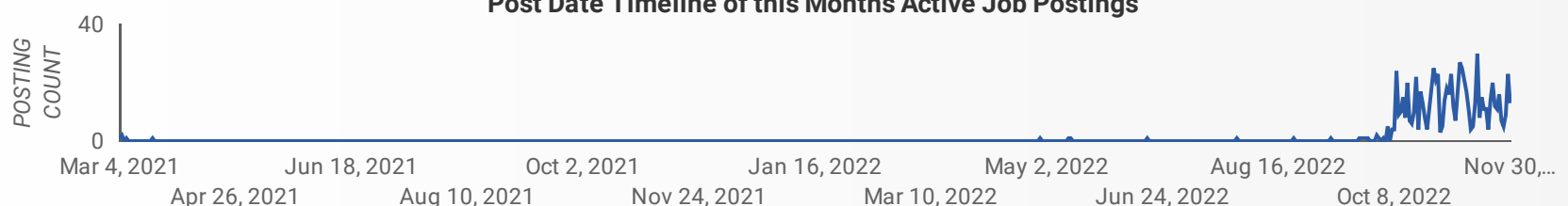
LANGUAGE SKILLS BREAKDOWN

Which kinds of language skills do employers seek?



LANGUAGES	POSTING COUNT
1. Bilingual Language Jobs	756
2. Italian Language Jobs	11
3. Cantonese Language Jobs	10
4. Spanish Language Jobs	9
5. Chinese Language Jobs	5
6. Arabic Language Jobs	4

Post Date Timeline of this Month's Active Job Postings



LANGUAGE SKILLS BEING RECRUITED BY JOB CATEGORY

What language skills are sought by 1-Digit NOC?

BROAD OCCUPATIONAL CATEGORY	Bilingual ...	Italian La...	Cantones...	Chinese ...	Spanish ...	German ...	Grand total
Business, finance and administration occu...	70						70
Health occupations	11		2	1			15
Management occupations	45	1		1	1	1	49
Natural and applied sciences and related o...	7				2		9
Natural resources, agriculture and related ...	1						1
Occupations in art, culture, recreation and ...	3					1	4
Occupations in education, law and social, ...	54						54
Occupations in manufacturing and utilities	2						2
Sales and service occupations	160	9	7	2			179
Trades, transport and equipment operator...	67				1		68
Grand total	420	10	9	4	4	2	451

MULTILINGUAL JOB POSTINGS BY MUNICIPALITY

What language skills are sought by 4-Digit NOC?

	MUNICIPALITY	JOB LANGUAGES	AVG POSTING LENGTH IN DAYS	MEDIAN POSTING LENGTH IN DAYS
1.	City of Oshawa	231	22.8	21
2.	City of Pickering	153	22.0	21
3.	City of Whitby	152	24.3	21
4.	City of Ajax	141	23.2	21
5.	Municipality of Clarington	67	21.9	21
6.	Municipality of Uxbridge	25	30.9	21
7.	Municipality of Scugog	21	30.5	21
8.	Municipality of Brock	8	28.5	21



LANGUAGE DEMAND BY JOB

What language skills are sought by 4-Digit NOC?

4 DIGIT NOC NAME	POSTINGS
1. Other customer and information services re...	61
2. Retail and wholesale trade managers	27
3. Cooks	26
4. Material handlers	26
5. Retail salespersons	21
6. Home support workers housekeepers and r...	18
7. Food and beverage servers	16
8. Administrative assistants	13
9. Delivery and courier service drivers	13
10. Other instructors	11
11. Transport truck drivers	11
12. Early childhood educators and assistants	9
13. Social and community service workers	9
14. Food counter attendants kitchen helpers an...	8
15. Light duty cleaners	7
16. Other financial officers	7
17. Bartenders	7
18. Receptionists	7
19. Shippers and receivers	6
20. Corporate sales managers	6
21. Cashiers	6
22. Insurance adjusters and claims examiners	5
23. Security guards and related security service...	5
24. Banking credit and other investment mana...	4
25. Janitors caretakers and building superinten...	4
26. Human resources professionals	4
27. Administrative officers	4
28. Carpenters	4
29. General office support workers	3
30. Chefs	3
31. Data entry clerks	3
1 - 98 / 98	< >

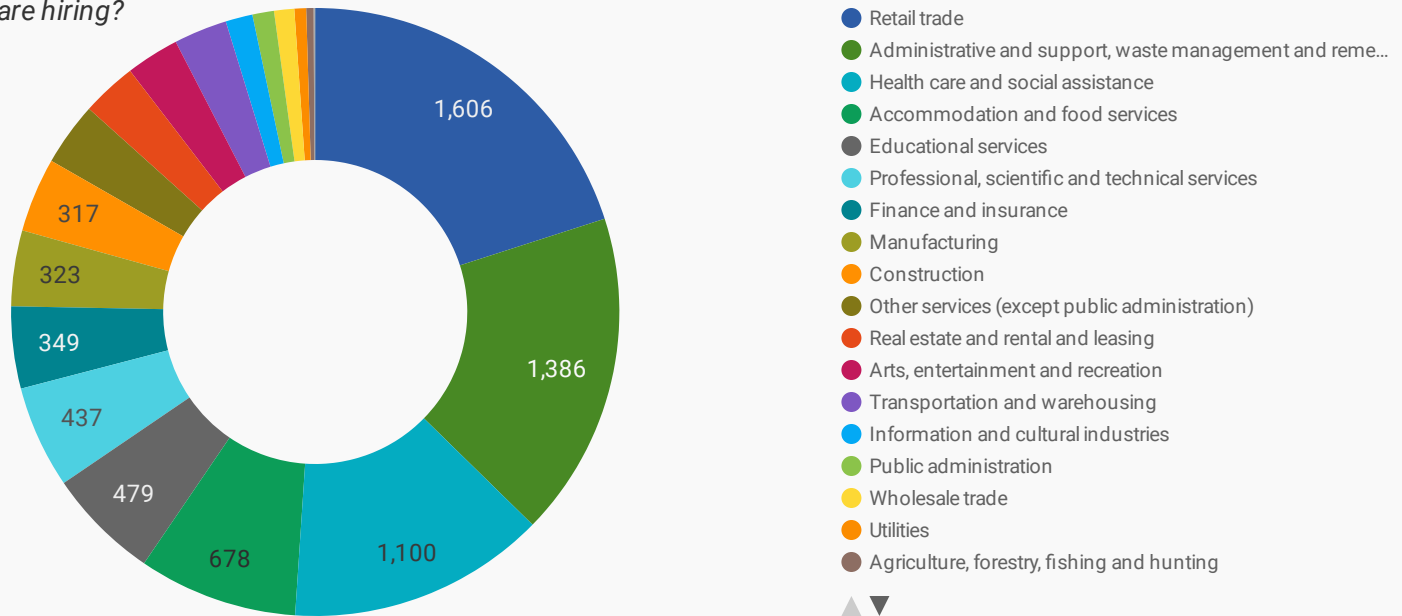
MULTILINGUAL HIRING EMPLOYERS

Which employers are seeking multilingual candidates?

COMPANY	POSTINGS
1. Durham District School Board	29
2. Liquor Control Board of Ontario	24
3. The Staffing Connection	15
4. Pomerleau	15
5. Bruce-Grey Catholic District School Board	13
6. Day Communications for Durham District School...	9
7. Intact Financial Corporation	8
8. Volkswagen Group Canada	7
9. CBI Health Group	6
10. MAKITA CANADA INC	5
11. Global employment	5
12. Alzheimer Society of Durham Region	5
13. East Side Mario's	5
14. Sun Life Financial	5
15. Farm Boy Inc.	4
16. STAFF Plus	4
17. Voyageur Services Limited	4
18. Bell	4
19. Santa'Ville	4
20. La Source	4
21. The Ellis Group	4
22. Ayurcann	4
23. Ontario Jobs	4
24. Phoenix A.M.D. International Inc.	4
25. Level A Professional Group	4
26. Grandview Kids	4
27. Remote Canadian Tire - Financial Services & Bank -...	4
28. goeasy	4
29. Canfab Packaging	3
1 - 50 / 466	< >

TOP HIRING SECTORS BY 2-DIGIT NAICS CODE

What sectors are hiring?



	2-DIGIT NAICS LABEL	NAICS CODE	POSTING COUNT ▼	AVG POSTING LENGTH IN DAYS	MEDIAN POSTING LENGTH IN DAYS
1.	Retail trade	44-45	1,606	22.4	21
2.	Administrative and support, waste management and remediation services	56	1,386	23.4	21
3.	Health care and social assistance	62	1,100	24.0	21
4.	Accommodation and food services	72	678	27.7	21
5.	Educational services	61	479	16.9	21
6.	Professional, scientific and technical services	54	437	23.9	21
7.	Finance and insurance	52	349	20.3	21
8.	Manufacturing	31-33	323	22.2	21
9.	Construction	23	317	22.3	21
10.	Other services (except public administration)	81	270	25.3	21
11.	Real estate and rental and leasing	53	235	24.5	21
12.	Arts, entertainment and recreation	71	227	20.9	21
13.	Transportation and warehousing	48-49	227	20.8	21
14.	Information and cultural industries	51	115	23.2	21
15.	Public administration	91	92	20.8	21
16.	Wholesale trade	41	86	20.5	21
17.	Utilities	22	50	23.5	21
18.	Agriculture, forestry, fishing and hunting	11	31	21.1	21
19.	Management of companies and enterprises	55	5	20.7	21
20.	Mining, quarrying, and oil and gas extraction	21	2	21.0	21

NOTE: NAICS code 56 includes Employment Agencies. Manufacturing includes codes 31-33, Retail Trade includes codes 44-45 and Transportation and Warehousing includes codes 48-49.

TOP HIRING SECTORS BY 3-DIGIT NAICS CODE

What sectors are hiring?

	3-DIGIT NAICS LABEL	NAICS CODE	POSTING COUNT ▾	AVG POSTING LENGTH IN DAYS	MEDIAN POSTING LENGTH IN DAYS
1.	Administrative and support services	561	1,324	23.4	21
2.	Food services and drinking places	722	613	27.8	21
3.	Ambulatory health care services	621	581	23.3	21
4.	Educational services	611	479	16.9	21
5.	Professional, scientific and technical services	541	437	23.9	21
6.	Nursing and residential care facilities	623	380	25.4	21
7.	Food and beverage stores	445	380	24.5	21
8.	Clothing and clothing accessories stores	448	255	23.1	21
9.	Amusement, gambling and recreation industries	713	219	21.0	21
10.	General merchandise stores	452	190	21.9	21
11.	Health and personal care stores	446	188	21.7	21
12.	Motor vehicle and parts dealers	441	176	21.9	21
13.	Credit intermediation and related activities	522	170	19.7	21
14.	Specialty trade contractors	238	153	21.9	21
15.	Construction of buildings	236	138	23.0	21
16.	Insurance carriers and related activities	524	133	21.3	21
17.	Personal and laundry services	812	131	30.4	21
18.	Truck transportation	484	110	21.2	21
19.	Furniture and home furnishings stores	442	110	21.0	21
20.	Social assistance	624	104	20.8	21
21.	Repair and maintenance	811	102	19.7	21
22.	Building material and garden equipment and supplies dealers	444	100	18.5	21
23.	Telecommunications	517	89	23.1	21
24.	Real estate	531	82	21.1	21
25.	Miscellaneous store retailers	453	82	22.6	21
26.	Rental and leasing services	532	80	26.1	21
27.	Lessors of non-financial intangible assets (except copyrighted works)	533	73	30.0	35
28.	Sporting goods, hobby, book and music stores	451	68	21.3	21
29.	Transportation equipment manufacturing	336	67	20.4	21
30.	Accommodation services	721	64	26.7	21
31.	Waste management and remediation services	562	62	23.0	21

TOP HIRING SECTORS BY 4-DIGIT NAICS CODE

What sectors are hiring?

	4-DIGIT NAICS LABEL	NAICS CODE	POSTING COUNT ▾	AVG POSTING LENGTH IN DAYS	MEDIAN POSTING LENGTH IN DAYS
1.	Employment services	5613	926	23.7	21
2.	Full-service restaurants and limited-service eating places	7225	569	28.0	21
3.	Grocery stores	4451	335	23.0	21
4.	Community care facilities for the elderly	6233	297	24.4	21
5.	Clothing stores	4481	217	23.6	21
6.	Elementary and secondary schools	6111	207	14.1	18
7.	Health and personal care stores	4461	188	21.7	21
8.	Out-patient care centres	6214	166	21.1	21
9.	Community colleges and C.E.G.E.P.s	6112	160	20.1	21
10.	Home health care services	6216	158	28.8	21
11.	Services to buildings and dwellings	5617	153	23.1	21
12.	Architectural, engineering and related services	5413	146	23.9	21
13.	Investigation and security services	5616	136	20.7	21
14.	Other amusement and recreation industries	7139	128	21.7	21
15.	Agencies, brokerages and other insurance related activities	5242	125	20.8	21
16.	Depository credit intermediation	5221	117	19.7	21
17.	Offices of dentists	6212	108	21.0	21
18.	Management, scientific and technical consulting services	5416	101	25.0	21
19.	Automobile dealers	4411	101	20.9	21
20.	Residential building construction	2361	99	23.7	21
21.	Department stores	4521	99	19.6	21
22.	Building material and supplies dealers	4441	95	18.4	21
23.	General freight trucking	4841	94	21.0	21
24.	Other general merchandise stores	4529	91	23.2	21
25.	Personal care services	8121	91	32.5	21
26.	Offices of other health practitioners	6213	85	21.8	21
27.	Building equipment contractors	2382	82	21.0	21
28.	Wired and wireless telecommunications carriers(except satellite)	5173	81	23.2	21
29.	Gambling industries	7132	81	19.9	17
30.	Automotive repair and maintenance	8111	77	18.5	21
31.	Lessors of non-financial intangible assets (except copyrighted works)	5331	73	30.0	35

TOP HIRING SECTORS BY 5-DIGIT NAICS CODE

What sectors are hiring?

	5-DIGIT NAICS LABEL	NAICS CODE	POSTING COUNT ▾	AVG POSTING LENGTH IN DAYS	MEDIAN POSTING LENGTH IN DAYS
1.	Employment placement agencies and executive search services	56131	908	23.8	21
2.	Full-service restaurants and limited-service eating places	72251	569	28.0	21
3.	Supermarkets and other grocery (except convenience) stores	44511	324	22.7	21
4.	Community care facilities for the elderly	62331	297	24.4	21
5.	Elementary and secondary schools	61111	207	14.1	18
6.	Community colleges and C.E.G.E.P.s	61121	160	20.1	21
7.	Home health care services	62161	158	28.8	21
8.	Engineering services	54133	144	23.9	21
9.	Insurance agencies and brokerages	52421	113	20.8	21
10.	Investigation, guard and armoured car services	56161	111	20.5	21
11.	Banking	52211	110	19.5	21
12.	Offices of dentists	62121	108	21.0	21
13.	Residential building construction	23611	99	23.7	21
14.	Department stores	45211	99	19.6	21
15.	Pharmacies and drug stores	44611	93	19.9	21
16.	All other general merchandise stores	45299	91	23.2	21
17.	Fitness and recreational sports centres	71394	89	22.1	21
18.	Other out-patient care centres	62149	88	21.0	21
19.	Hardware stores	44413	86	18.0	21
20.	Management consulting services	54161	84	25.9	21
21.	Women's clothing stores	44812	83	23.8	21
22.	New car dealers	44111	82	20.4	21
23.	Other gambling industries	71329	81	19.9	17
24.	Wired and wireless telecommunications carriers (except satellite)	51731	81	23.2	21
25.	Out-patient mental health and substance abuse centres	62142	78	21.2	21
26.	Nursing care facilities	62311	73	33.1	21
27.	Lessors of non-financial intangible assets (except copyrighted works)	53311	73	30.0	35
28.	Janitorial services	56172	70	21.4	21
29.	Furniture stores	44211	67	22.5	21
30.	Other health and personal care stores	44619	59	24.9	21.5
31.	General freight trucking, local	48411	58	21.3	21

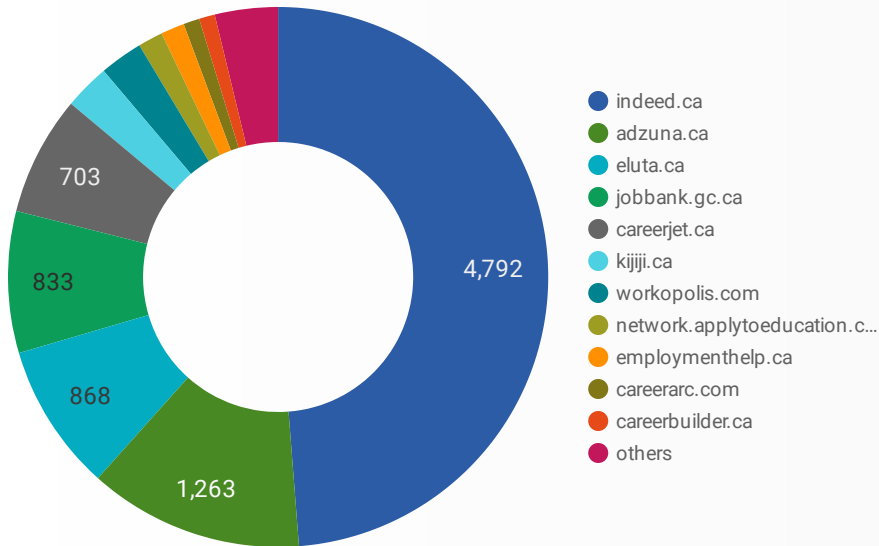
TOP HIRING SECTORS BY 6-DIGIT NAICS CODE

What sectors are hiring?

	6-DIGIT NAICS LABEL	NAICS CODE	POSTING COUNT ▼	AVG POSTING LENGTH IN DAYS	MEDIAN POSTING LENGTH IN DAYS
1.	Employment placement agencies and executive search services	561310	908	23.8	21
2.	Limited-service eating places	722512	332	28.2	21
3.	Supermarkets and other grocery (except convenience) stores	445110	324	22.7	21
4.	Community care facilities for the elderly	623310	297	24.4	21
5.	Full-service restaurants	722511	237	27.8	21
6.	Elementary and secondary schools	611110	207	14.1	18
7.	Community colleges and C.E.G.E.P.s	611210	160	20.1	21
8.	Home health care services	621610	158	28.8	21
9.	Engineering services	541330	144	23.9	21
10.	Insurance agencies and brokerages	524210	113	20.8	21
11.	Security guard and patrol services	561612	109	20.5	21
12.	Offices of dentists	621210	108	21.0	21
13.	Department stores	452110	99	19.6	21
14.	Residential building construction	236110	99	23.7	21
15.	Personal and commercial banking industry	522111	97	19.5	21
16.	Pharmacies and drug stores	446110	93	19.9	21
17.	Fitness and recreational sports centres	713940	89	22.1	21
18.	Community health centres	621494	88	21.0	21
19.	Hardware stores	444130	86	18.0	21
20.	Women's clothing stores	448120	83	23.8	21
21.	New car dealers	441110	82	20.4	21
22.	All other gambling industries	713299	81	19.9	17
23.	Wired and wireless telecommunications carriers (except satellite)	517310	81	23.2	21
24.	Out-patient mental health and substance abuse centres	621420	78	21.2	21
25.	Nursing care facilities	623110	73	33.1	21
26.	Lessors of non-financial intangible assets (except copyrighted works)	533110	73	30.0	35
27.	Janitorial services (except window cleaning)	561722	70	21.4	21
28.	Furniture stores	442110	67	22.5	21
29.	General freight trucking, local	484110	58	21.3	21
30.	All other health and personal care stores	446199	56	25.1	22
31.	Landscaping services	561700	56	25.0	21

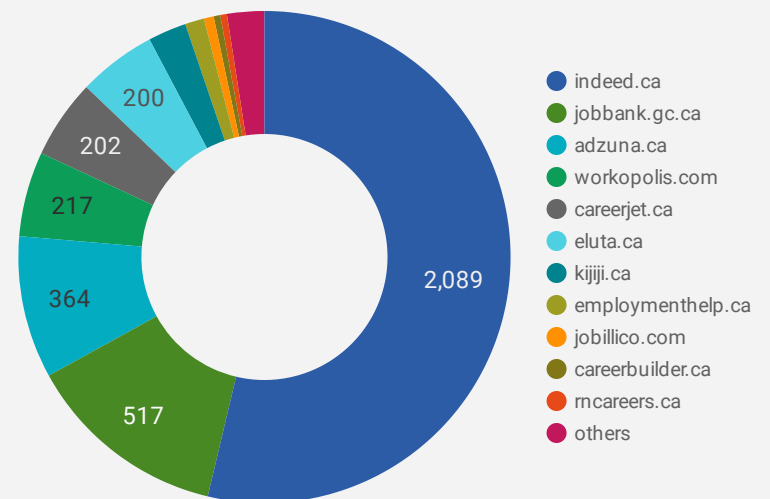
JOB POSTINGS BY JOB BOARD

What share of unique job postings appear on each job board?



COMPANIES BY JOB BOARD

What share of unique job postings appear on each job board?



JOB POSTING DETAILS BY JOB BOARD

How does job posting activity differ by job board?

	JOB BOARD	POSTING COUNT ▾	AVG POSTING LENGTH IN DAYS	MEDIAN POSTING LENGTH IN DAYS	# OF COMPANIES
1.	indeed.ca	4,792	20.8	21	2,089
2.	adzuna.ca	1,263	36.0	25	364
3.	eluta.ca	868	21.1	21	200
4.	jobbank.gc.ca	833	40.8	30	517
5.	careerjet.ca	703	26.3	35	202
6.	kijiji.ca	269	15.0	15	98
7.	workopolis.com	254	22.7	22	217
8.	network.applytoeducation.com	146	7.1	5	5
9.	employmenthelp.ca	139	88.7	61	49
10.	careerarc.com	95	46.8	30	15
11.	careerbuilder.ca	93	20.6	29	17
12.	jobillico.com	91	47.1	23	25
13.	rncareers.ca	70	51.5	41	17
14.	randstad.ca	29	37.8	28	1
15.	agilec.ca	24	52.4	51	7
16.	gojobs.gov.on.ca	23	19.0	18	9
17.	canadianexecutivesearch.com	21	13.7	14	1