

JOB DEMAND REPORT

OCTOBER 2022

HIGHLIGHTS

JOB POSTINGS BY THE NUMBERS

POSTING COUNT	NEW THIS MONTH	COMPANIES	JOB BOARDS
10,487	5,787	3,401	34

OF DAYS POSTED

AVERAGE	MEDIAN
22.0	21

REPORT BUILDER

The default filter selection below will show all job demand data for the month. You can use the filters to create a customized report for the purpose of understanding a subset of the data.

OCCUPATION FILTERS

SKILL TYPE NAME / 1-DIGIT NOC	▼
MAJOR GROUP / 2-DIGIT NOC	▼
MINOR GROUP / 3-DIGIT NOC	▼
UNIT GROUP / 4-DIGIT NOC	▼
SKILL LEVEL	▼
JOB TYPE	▼
JOB DURATION	▼
ADDITIONAL LANGUAGE	▼
SPECIFIC JOB TAGS	▼

INDUSTRY/SECTOR FILTERS

HIRING SECTOR BY 2-DIGIT NAICS CODE	▼
HIRING SECTOR BY 3-DIGIT NAICS CODE	▼
HIRING SECTOR BY 4-DIGIT NAICS CODE	▼
HIRING SECTOR BY 5-DIGIT NAICS CODE	▼
HIRING SECTOR BY 6-DIGIT NAICS CODE	▼

OTHER FILTERS

MUNICIPALITY	▼
JOB BOARD	▼

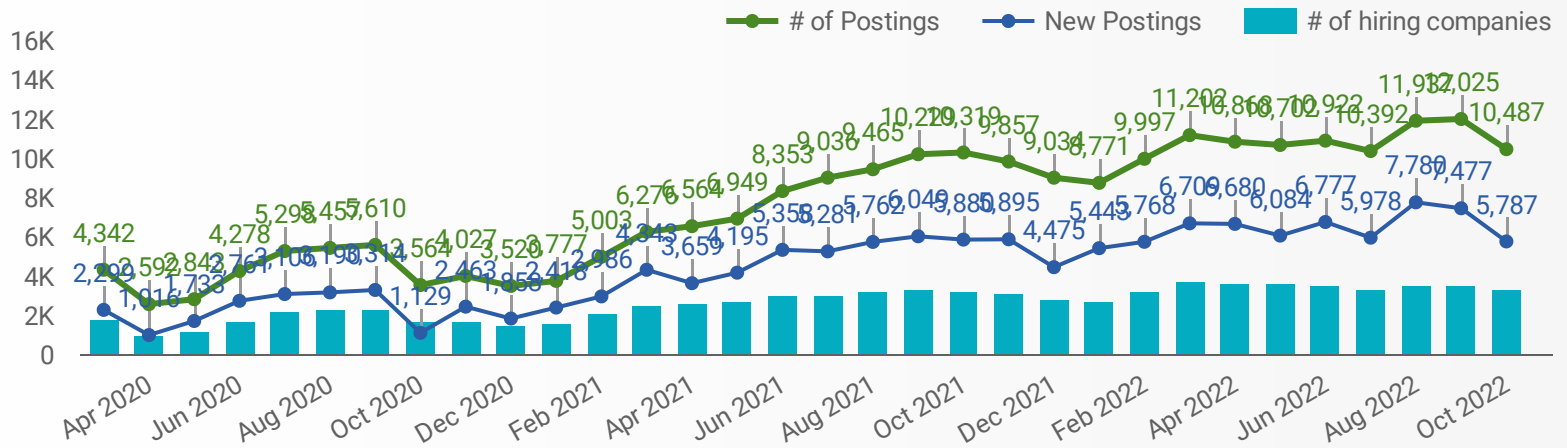
NOC = National Occupation Classification | NAICS = North American Industry Classification System

Source:

Job posting data collected by Durham Workforce Authority from job boards and employer websites who recruit candidates in Durham Region.

JOB POSTINGS BY MONTH FOR DURHAM REGION

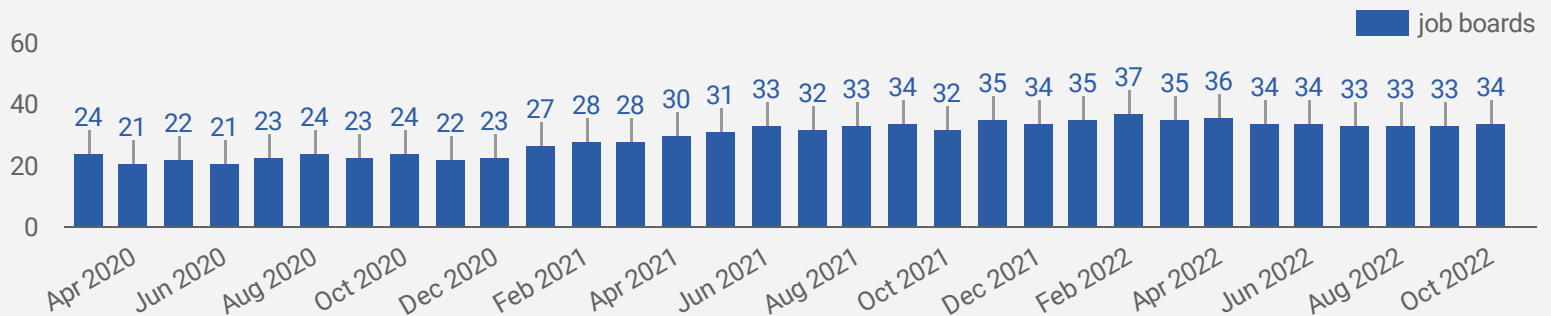
How many job postings were active for at least 1 day this month?



NOTE: This graph cannot be filtered using the controls on the cover page

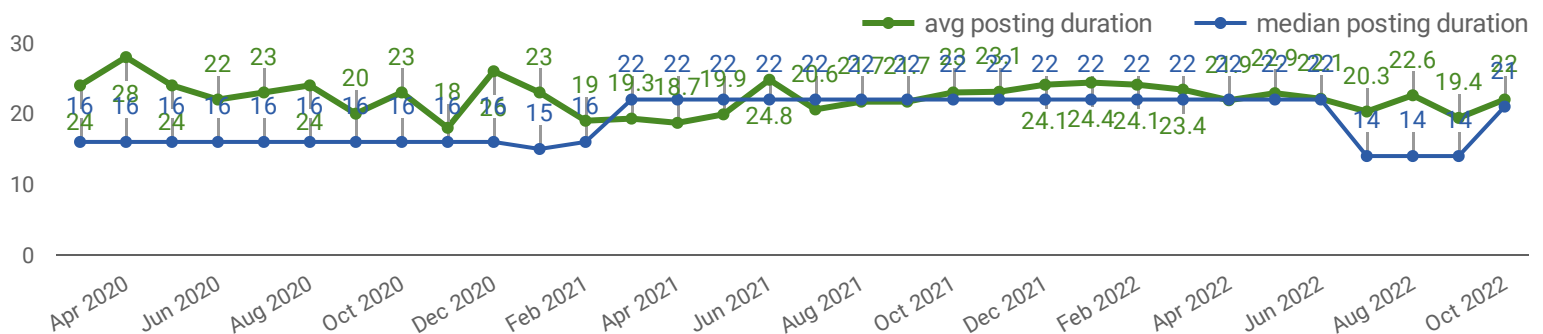
NUMBER OF ACTIVE JOB BOARDS

How many job postings were active for at least 1 day this month on these job boards?



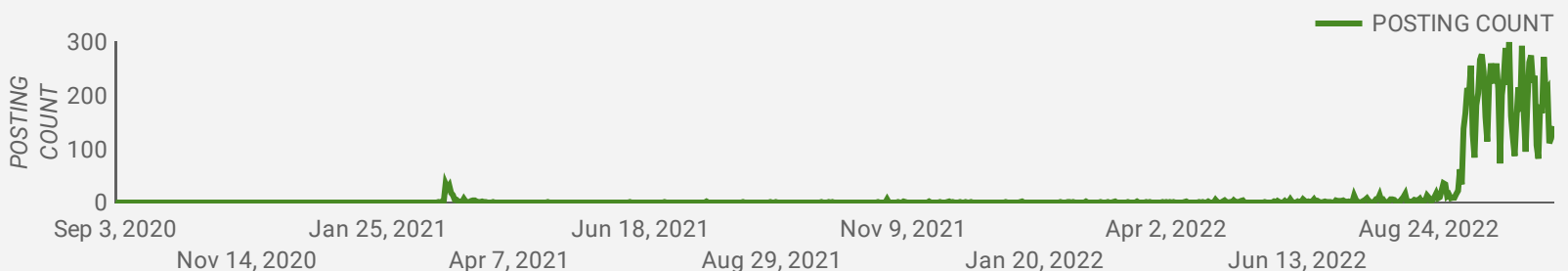
AVG & MEDIAN POSTING LENGTH BY DAYS

How long are employers having to recruit for to find candidates to fill their job vacancies?



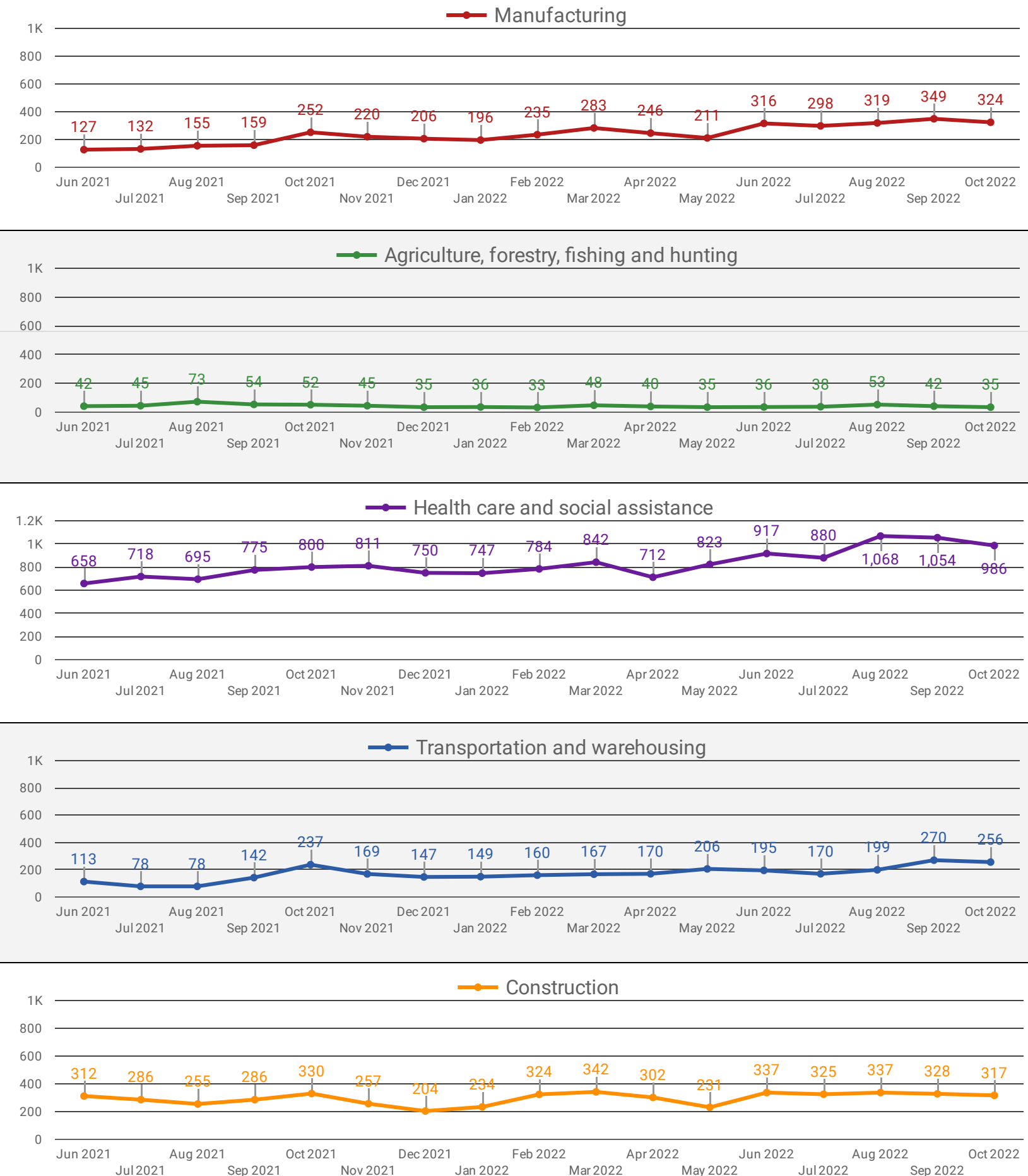
POST DATE TIMELINE FOR THIS MONTH'S ACTIVE JOB POSTINGS

How many job postings were active for at least 1 day this month?



DEMAND BY KEY SECTOR (DURHAM REGION)

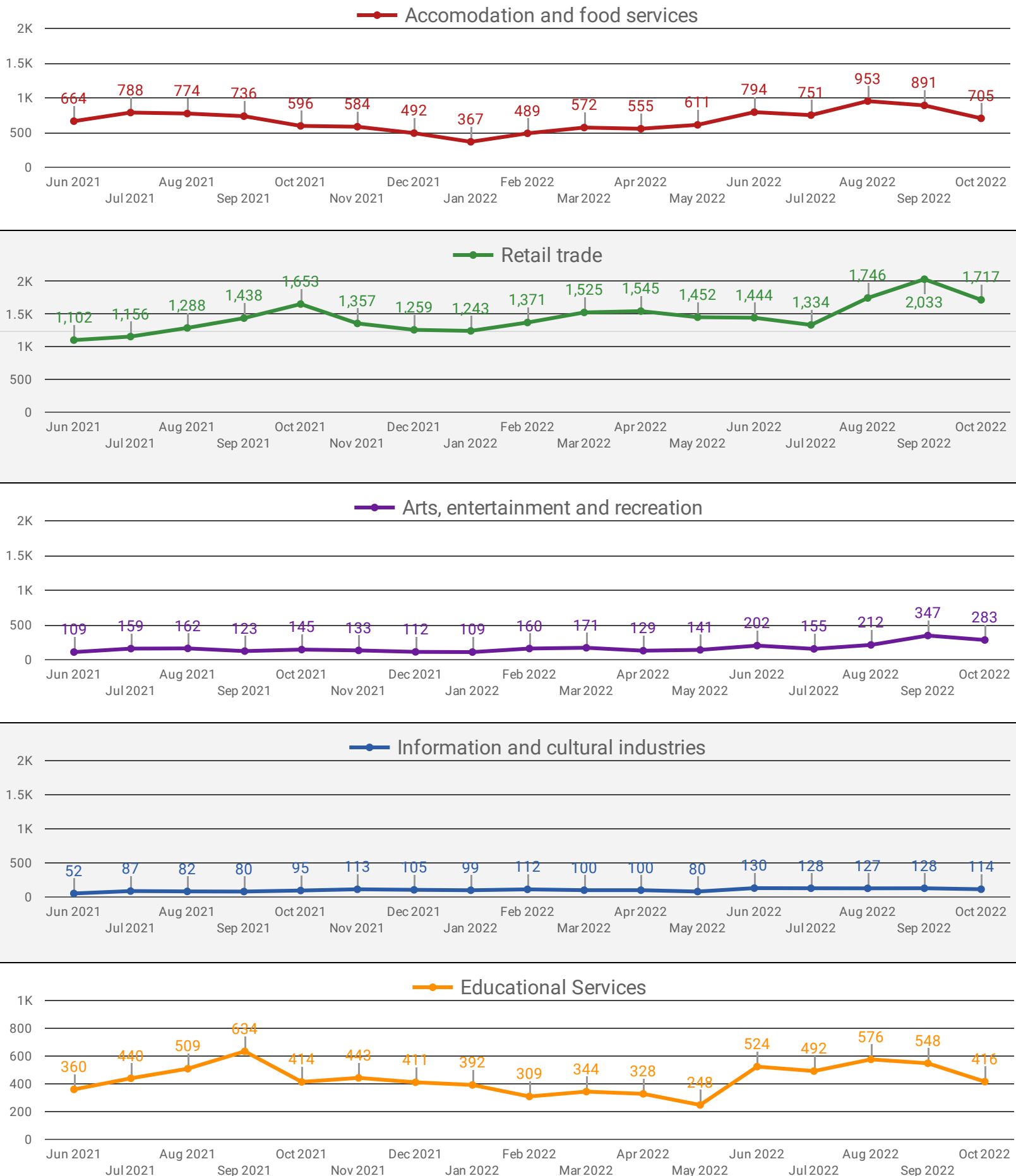
How many job postings were active for at least 1 day this month by sector?



NOTE: This graph cannot be filtered using the controls on the cover page

DEMAND BY IMPACTED SECTOR (DURHAM REGION)

How many job postings were active for at least 1 day this month by sector?

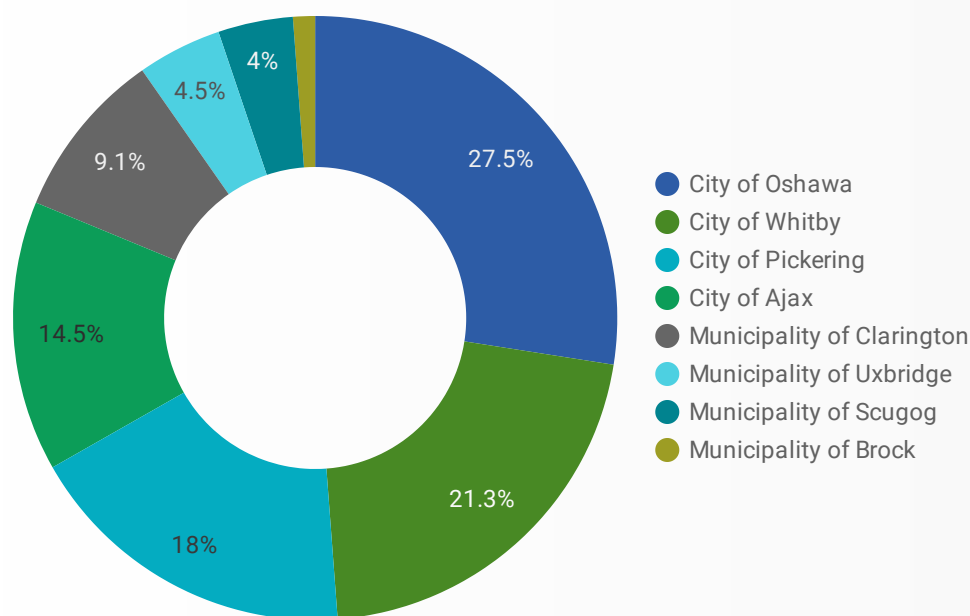


NOTE: This graph cannot be filtered using the controls on the cover page

JOB POSTINGS BY MUNICIPALITY

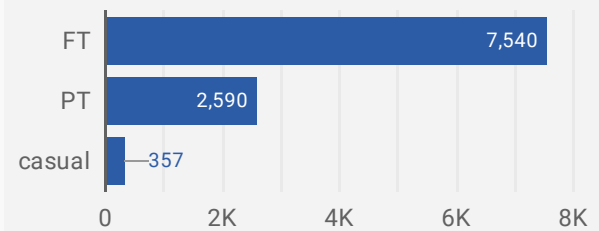
How many job postings were active for at least 1 day this month?

	MUNICIPALITY	POSTING COUNT	AVG POSTING LENGTH IN DAYS	MEDIAN POSTING LENGTH IN DAYS
1.	City of Oshawa	2,866	20.5	21
2.	City of Whitby	2,226	21.9	21
3.	City of Pickering	1,873	22.4	21
4.	City of Ajax	1,510	23.4	21
5.	Municipality of Clarington	945	21.8	21
6.	Municipality of Uxbridge	471	23.0	21
7.	Municipality of Scugog	418	23.6	21
8.	Municipality of Brock	123	29.1	21



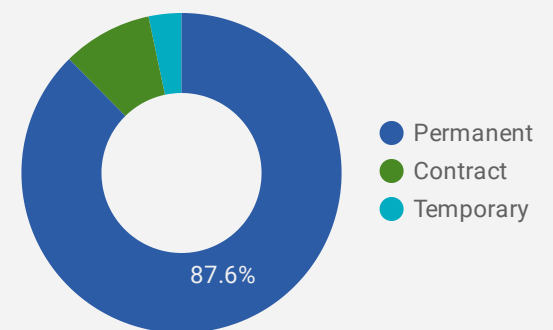
JOB TYPE

Full-time vs Part-time



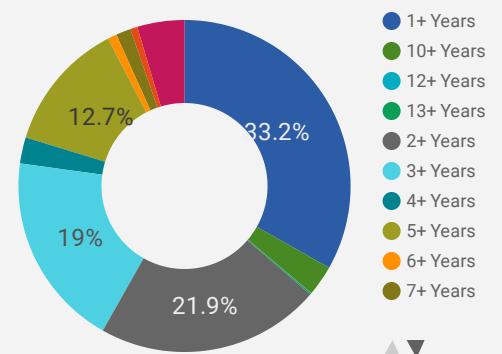
JOB DURATION

Permanency of jobs posted



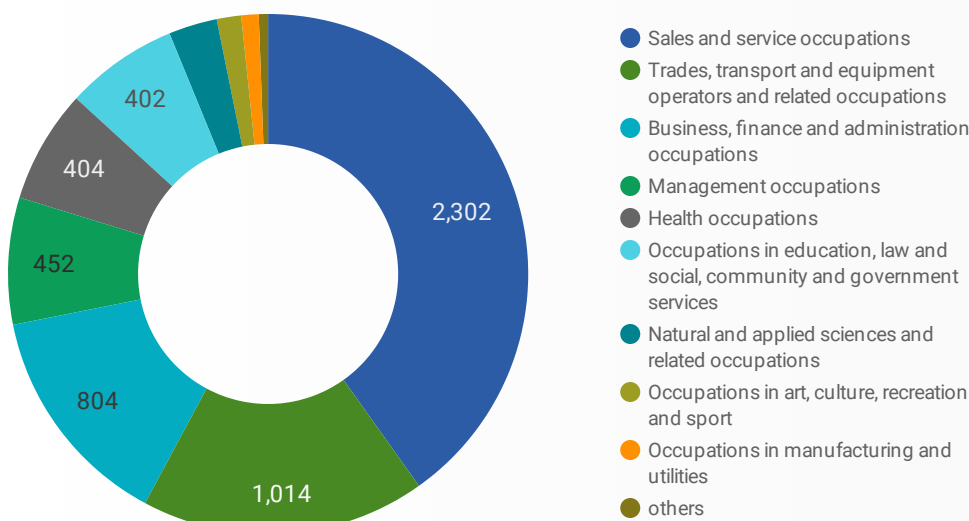
JOB EXPERIENCE LEVEL

Job Postings by Years of Experience Required



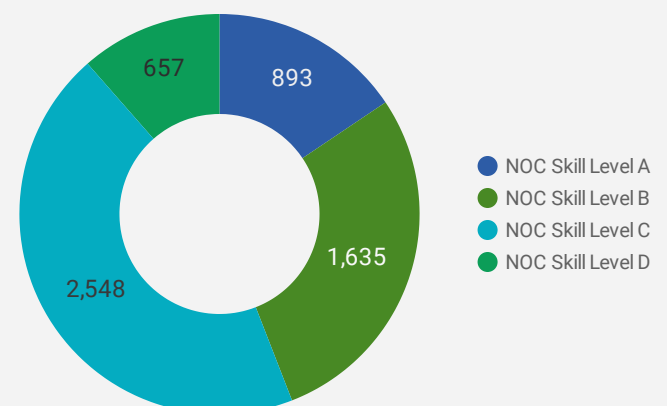
JOB POSTINGS BY JOB CATEGORY

What broad occupational category is being recruited?



JOB POSTINGS BY SKILL LEVEL

What education do occupations typically require?



Skill Level A = Usually University education | Skill Level B = Usually College education or Apprenticeship training | Skill Level C = Usually Secondary education or occupation-specific training | Skill Level D = Usually on-the-job training

TOP HIRING EMPLOYERS & AGENCIES

Who is hiring?

	COMPANY	MUNICIPALITY	POSTINGS COUNT ▾	AVG POSTING LENGTH IN DAYS	MEDIAN POSTING LENGTH IN DAYS
1.	Lakeridge Health	City of Oshawa	58	20.5	21
2.	Durham District School Board	City of Oshawa	53	5.5	6
3.	Durham District School Board	City of Whitby	51	12.8	6
4.	Durham District School Board	City of Ajax	47	5.6	6
5.	General Motors	City of Oshawa	46	19.3	21
6.	Ontario Shores Centre for Mental Health Sciences	City of Whitby	45	21.0	21
7.	6 Management Inc.	City of Pickering	41	9.6	9
8.	Randstad	City of Oshawa	37	20.6	21
9.	Durham College	City of Oshawa	36	19.3	21
10.	Ontario Tech University	City of Oshawa	34	20.2	22
11.	Thermo Fisher Scientific	City of Whitby	33	24.8	21
12.	Great Canadian Gaming Corporation	City of Pickering	33	21.4	20
13.	goeasy	City of Pickering	33	20.6	21
14.	Thermea spa village - Whitby	City of Whitby	31	20.6	21
15.	Ontario Shores Centre for Mental Health Services	City of Whitby	31	20.9	21
16.	Adzuna	City of Pickering	30	null	null
17.	Brimacombe	Municipality of Clarington	29	21.0	21
18.	Loblaw Companies Limited	City of Oshawa	27	19.4	21
19.	Intact Financial Corporation	City of Ajax	27	9.0	9
20.	Great Canadian	City of Pickering	27	21.0	21
21.	Durham District School Board	City of Pickering	27	5.8	6
22.	Intact	City of Ajax	25	20.1	21
23.	Adecco Canada	City of Pickering	25	21.0	21
24.	Tetra Tech	City of Pickering	24	121.9	48
25.	Employmenthelp	Municipality of Uxbridge	24	51.0	51
26.	Chartwell Retirement Residences	City of Oshawa	24	19.9	21
27.	Great Canadian Gaming Corp.	Municipality of Scugog	24	15.3	16
28.	Loblaw	City of Oshawa	23	22.6	22
29.	The Town of Whitby	City of Whitby	22	19.9	21
--	...	--	--	--	--

TOP HOURLY WAGES IN JOB POSTINGS

What are employers willing to pay to find the perfect candidate?

of Minimum Wage Job Postings

146

	JOB TITLE	COMPANY	LOCATION	HOURLY WAGE ▾
1.	Social Worker	Clinical Consultation & Counselling	City of Oshawa	97.5 
2.	\$80 an hr for sub contractors	Kijiji Jobs	City of Oshawa	80 
3.	Rmt (registered Massage Therapist)	Thermea spa village Whitby inc.	City of Whitby	77 
4.	Chiropractor	Physiotherapy and Rehabilitation Centres of Ontario	City of Whitby	75 
5.	Board Certified Behaviour Analyst (bcba)	Positive Behavior Supports Corporation	City of Whitby	70 
6.	Registered Dental Hygienist	adental69@hotmail.com	City of Ajax	70 
7.	Radiation Surveyor	Nuvia Canada Inc.	Municipality of Clarington	65 
8.	Chief Operating Officer - Financial, Communications And Other Business Services	Third Power Training Inc	City of Oshawa	64.5 
9.	General Manager - Financial, Communications And Other Business Services - M KABIR CONTRACTING	M Kabir Contracting	City of Pickering	64.25 
10.	General Manager - Financial, Communications And Other Business Services	M Kabir Contracting Inc.	City of Pickering	64.25 
				1 - 100 / 1332 < >

TOP SALARIES IN JOB POSTINGS

What are employers willing to pay to find the perfect candidate?

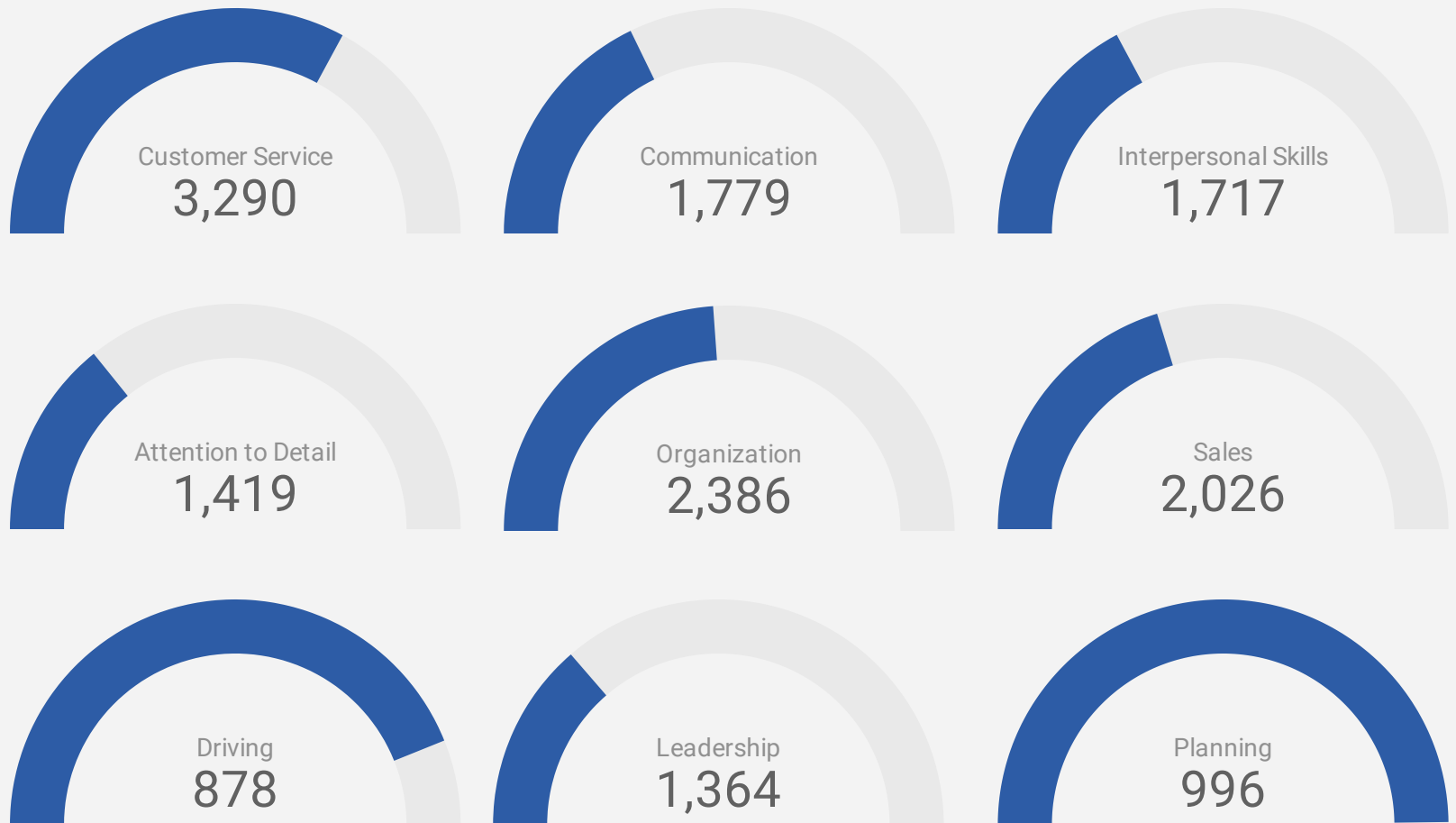
	JOB TITLE	COMPANY	LOCATION	ANNUAL SALARY ▾
1.	Outside Sales Advisor	Limcan Heating & Air Conditioning	City of Whitby	300,000 
2.	Family Doctor	Oshawa Lakeview Pharmacy & Walk-in Clinic	City of Oshawa	200,000 
3.	Family Doctor	MedSavvy Pharmacy	City of Whitby	200,000 
4.	Speech-language Pathologist	All About Communication	City of Oshawa	196,088 
5.	Plant Manager, Manufacturing	Trans-United Consultants Ltd.	City of Whitby	180,000 
6.	Principal Business Architect (Open to remote work, except the following locations: SD, VT, and WV)	Nike	Municipality of Brock	163,000 
7.	Real Estate Sales Representative	Royal LePage	City of Oshawa	150,000 
8.	Independent Contractor	Fence Repair Ajax	City of Ajax	150,000 
9.	Sales Consultant (autoplanet Durham)	Auto Planet	Municipality of Clarington	150,000 
10.	Registered Physiotherapist	Courtice Family Physiotherapy	City of Oshawa	134,000 
				1 - 100 / 1537 < >

TOP IN-DEMAND SKILLS

How many times were these skills found in job postings?

ACTIVE JOB POSTINGS THIS MONTH

10,487

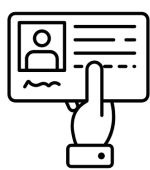


KEY JOB REQUIREMENTS

How often are these requirements desired in job postings?

ACTIVE JOB POSTINGS THIS MONTH

10,487



Driver's License
1,743



First Aid
450



Regular Access to a Vehicle
359



Criminal Record Check
471



Microsoft Office
646



Food Safety
316

TOP OCCUPATIONS BY SKILL, FREQUENCY & DURATION

What jobs are in-demand and/or hard to fill?

	4 DIGIT NOC	4 DIGIT NOC NAME	SKILL LEVEL	POSTING COUNT	AVG POSTING LENGTH IN DAYS	MEDIAN POSTING LENGTH IN DAYS
1.	6421	Retail salespersons	NOC Skill Level C	539	21.6	21
2.	6552	Other customer and information services representatives	NOC Skill Level C	312	20.3	21
3.	7452	Material handlers	NOC Skill Level C	294	20.3	21
4.	6322	Cooks	NOC Skill Level B	236	23.7	21
5.	0621	Retail and wholesale trade managers	NOC Skill Level A	219	20.7	21
6.	4412	Home support workers housekeepers and related occupations	NOC Skill Level C	182	22.8	21
7.	6611	Cashiers	NOC Skill Level D	140	20.2	21
8.	7511	Transport truck drivers	NOC Skill Level C	129	21.6	21
9.	1241	Administrative assistants	NOC Skill Level B	128	21.6	21
10.	6541	Security guards and related security service occupations	NOC Skill Level C	120	18.0	21
11.	6731	Light duty cleaners	NOC Skill Level D	119	24.5	21
12.	1414	Receptionists	NOC Skill Level C	115	19.5	21
13.	6711	Food counter attendants kitchen helpers and related support occupations	NOC Skill Level D	105	20.6	21
14.	6513	Food and beverage servers	NOC Skill Level C	104	21.1	21
15.	6622	Store shelf stockers clerks and order fillers	NOC Skill Level D	94	21.7	21
16.	3219	Other medical technologists and technicians (except dental health)	NOC Skill Level B	90	19.9	21
17.	7514	Delivery and courier service drivers	NOC Skill Level C	89	25.1	21
18.	6311	Food service supervisors	NOC Skill Level B	69	75.3	89
19.	4212	Social and community service workers	NOC Skill Level B	66	20.4	21
20.	6512	Bartenders	NOC Skill Level C	61	20.1	21
21.	1521	Shippers and receivers	NOC Skill Level C	59	21.6	21
22.	1114	Other financial officers	NOC Skill Level A	51	17.1	21
23.	6222	Retail and wholesale buyers	NOC Skill Level B	50	19.8	21
24.	1411	General office support workers	NOC Skill Level C	48	24.4	21
25.	3411	Dental assistants	NOC Skill Level C	47	20.2	21
26.	0631	Restaurant and food service managers	NOC Skill Level A	42	44.4	21
27.	1311	Accounting technicians and bookkeepers	NOC Skill Level B	42	29.5	21
28.	7271	Carpenters	NOC Skill Level B	41	19.9	21
29.	6511	Maitres d' and hotel and hosts/hostesses	NOC Skill Level C	38	20.8	21

JOB POSTINGS BY 3-DIGIT NATIONAL OCCUPATION CLASSIFICATION

What jobs are hard to fill and/or in-demand?

	3 DIGIT NOC	3 DIGIT NOC NAME	SKILL LEVEL	POSTING COUNT	AVG POSTING LENGTH IN DAYS	MEDIAN POSTING LENGTH IN DAYS
1.	642	Retail salespersons	NOC Skill Level C	539	21.6	21
2.	655	Customer and information services representatives	NOC Skill Level C	316	20.3	21
3.	745	Longshore workers and material handlers	NOC Skill Level C	295	20.3	21
4.	632	Chefs and cooks	NOC Skill Level B	256	24.1	21
5.	751	Motor vehicle and transit drivers	NOC Skill Level C	248	23.0	21
6.	062	Retail and wholesale trade managers	NOC Skill Level A	219	20.7	21
7.	651	Occupations in food and beverage service	NOC Skill Level C	203	20.7	21
8.	441	Home care providers and educational support occupations	NOC Skill Level C	192	23.0	21
9.	673	Cleaners	NOC Skill Level D	190	23.4	21
10.	141	General office workers	NOC Skill Level C	164	20.8	21
11.	124	Office administrative assistants - general, legal and medical	NOC Skill Level B	141	21.4	21
12.	661	Cashiers	NOC Skill Level D	140	20.2	21
13.	421	Paraprofessional occupations in legal, social, community and education services	NOC Skill Level B	139	23.1	21
14.	654	Security guards and related security service occupations	NOC Skill Level C	120	18.0	21
15.	152	Supply chain logistics, tracking and scheduling co-ordination occupations	NOC Skill Level C	117	21.2	21
16.	662	Other sales support and related occupations	NOC Skill Level D	108	21.8	21
17.	321	Medical technologists and technicians (except dental health)	NOC Skill Level B	108	20.1	21
18.	671	Food counter attendants, kitchen helpers and related support occupations	NOC Skill Level D	105	20.6	21
19.	111	Auditors, accountants and investment professionals	NOC Skill Level A	89	19.3	21
20.	341	Assisting occupations in support of health services	NOC Skill Level C	88	21.0	21
21.	122	Administrative and regulatory occupations	NOC Skill Level B	82	34.2	21
22.	631	Service supervisors	NOC Skill Level B	75	70.4	73.5
23.	723	Machining, metal forming, shaping and erecting trades	NOC Skill Level B	69	32.6	22
24.	323	Other technical occupations in health care	NOC Skill Level B	65	20.5	21
25.	131	Finance, insurance and related business administrative occupations	NOC Skill Level B	56	26.1	21
26.	622	Technical sales specialists in wholesale trade and retail and wholesale buyers	NOC Skill Level B	56	23.0	21
27.	143	Financial, insurance and related administrative support workers	NOC Skill Level C	48	20.7	21
28.	727	Carpenters and cabinetmakers	NOC Skill Level B	47	22.6	21
29.	724	Electrical trades and electrical power line and telecommunications	NOC Skill Level B	44	22.7	19.5

JOB POSTINGS BY 2-DIGIT NATIONAL OCCUPATION CLASSIFICATION

What jobs are hard to fill and/or in-demand?

	2 DIGIT NOC	2 DIGIT NOC NAME	SKILL LEVEL	POSTING COUNT ▼	AVG POSTING LENGTH IN DAYS	MEDIAN POSTING LENGTH IN DAYS
1.	65	Service representatives and other customer and personal services occupations	NOC Skill Level C	694	20.1	21
2.	64	Sales representatives and salespersons - wholesale and retail trade	NOC Skill Level C	541	21.6	21
3.	63	Service supervisors and specialized service occupations	NOC Skill Level B	386	29.9	21
4.	74	Other installers, repairers and servicers and material handlers	NOC Skill Level C	314	20.3	21
5.	67	Service support and other service occupations, n.e.c.	NOC Skill Level D	314	22.2	21
6.	75	Transport and heavy equipment operation and related maintenance occupations	NOC Skill Level C	303	24.0	21
7.	06	Middle management occupations in retail and wholesale trade and customer services	NOC Skill Level A	295	24.3	21
8.	12	Administrative and financial supervisors and administrative occupations	NOC Skill Level B	257	25.0	21
9.	66	Sales support occupations	NOC Skill Level D	248	20.9	21
10.	72	Industrial, electrical and construction trades	NOC Skill Level B	246	24.8	21
11.	14	Office support occupations	NOC Skill Level C	237	20.6	21
12.	44	Care providers and educational, legal and public protection support occupations	NOC Skill Level C	196	22.8	21
13.	32	Technical occupations in health	NOC Skill Level B	195	21.0	21
14.	42	Paraprofessional occupations in legal, social, community and education services	NOC Skill Level B	139	23.1	21
15.	15	Distribution, tracking and scheduling co-ordination occupations	NOC Skill Level C	128	20.9	21
16.	11	Professional occupations in business and finance	NOC Skill Level A	126	19.4	21
17.	62	Retail sales supervisors and specialized sales occupations	NOC Skill Level B	119	26.7	21
18.	31	Professional occupations in health (except nursing)	NOC Skill Level A	115	20.5	21
19.	21	Professional occupations in natural and applied sciences	NOC Skill Level A	98	38.9	22
20.	73	Maintenance and equipment operation trades	NOC Skill Level B	97	28.1	21
21.	34	Assisting occupations in support of health services	NOC Skill Level C	88	21.0	21
22.	01	Senior managers - construction, transportation, production and utilities	NOC Skill Level A	81	23.0	21
23.	22	Technical occupations related to natural and applied sciences	NOC Skill Level B	75	31.8	21
24.	41	Professional occupations in law and social, community and government services	NOC Skill Level A	59	22.3	21
25.	52	Technical occupations in art, culture, recreation and sport	NOC Skill Level B	57	20.6	21
26.	13	Finance, insurance and related business administrative occupations	NOC Skill Level B	56	26.1	21
27.	76	Trades helpers, construction labourers and related occupations	NOC Skill Level D	54	27.7	25

MULTILINGUAL JOB POSTINGS BY THE NUMBERS

ACTIVE POSTINGS
843

NEW POSTINGS
0

COMPANIES
472

LANGUAGES
9

OF DAYS POSTED

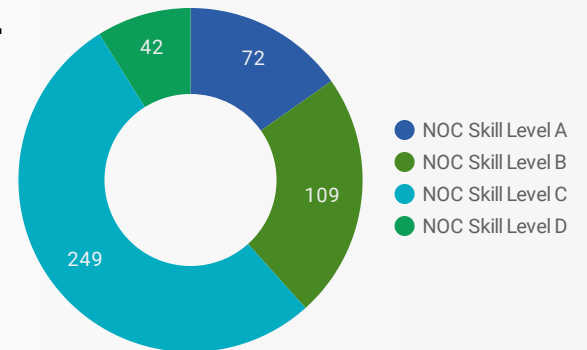
AVERAGE
20.5

MEDIAN
21

MULTILINGUAL JOB POSTINGS BY SKILL LEVEL

What language skills are employers looking for by occupational skill level?

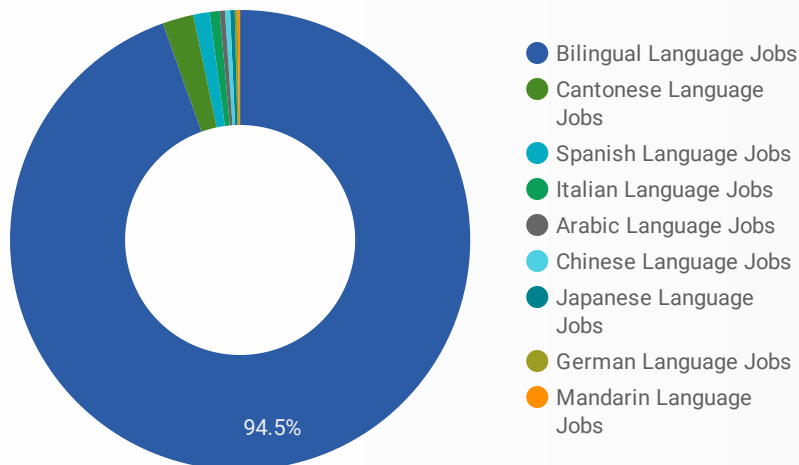
- 72** Skill Level A - Management/ Professional Occupations usually requiring University
- 109** Skill Level B - Usually college education or apprenticeship training
- 249** Skill Level C - Usually secondary education or occupation-specific training
- 42** Skill Level D - Usually on-the-job training



LANGUAGES	NOC Skill Level A	NOC Skill Level B	NOC Skill Level C	NOC Skill Level D
Bilingual Lan...	66	98	238	40
Cantonese La...	3	2	11	
Italian Langu...		4		2
German Lang...	1	3		
Chinese Lang...	1	1		
Mandarin Lan...	1			
Arabic Lan...		1		

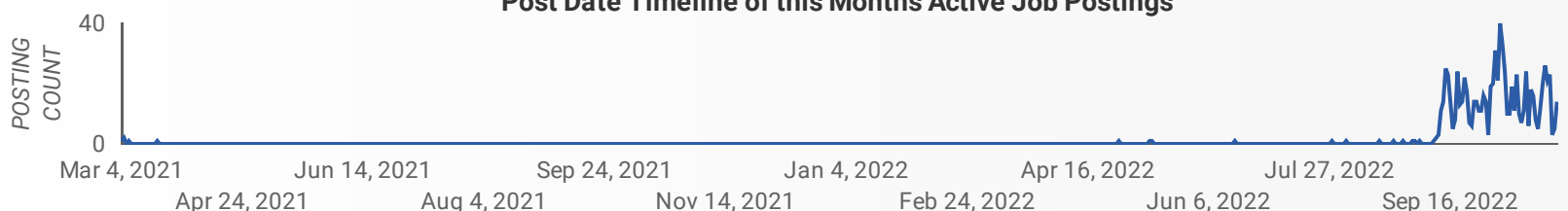
LANGUAGE SKILLS BREAKDOWN

Which kinds of language skills do employers seek?



LANGUAGES	POSTING COUNT
1. Bilingual Language Jobs	799
2. Cantonese Language Jobs	16
3. Spanish Language Jobs	8
4. Italian Language Jobs	6
5. German Language Jobs	4
6. Arabic Language Jobs	3

Post Date Timeline of this Month's Active Job Postings



LANGUAGE SKILLS BEING RECRUITED BY JOB CATEGORY

What language skills are sought by 1-Digit NOC?

BROAD OCCUPATIONAL CATEGORY	Bilingual ...	Cantones...	Italian La...	German ...	Chinese ...	Mandarin...	Grand total
Business, finance and administration occu...	69	1		1			71
Health occupations	13	4			1		19
Management occupations	40				1	1	42
Natural and applied sciences and related o...	4			1			5
Natural resources, agriculture and related ...	1						1
Occupations in art, culture, recreation and ...	5			1			6
Occupations in education, law and social, ...	39						39
Occupations in manufacturing and utilities	3						3
Sales and service occupations	214	11	6	1			232
Trades, transport and equipment operator...	54						54
Grand total	442	16	6	4	2	1	472

MULTILINGUAL JOB POSTINGS BY MUNICIPALITY

What language skills are sought by 4-Digit NOC?

	MUNICIPALITY	JOB LANGUAGES	AVG POSTING LENGTH IN DAYS	MEDIAN POSTING LENGTH IN DAYS
1.	City of Oshawa	208	20.5	21
2.	City of Pickering	181	22.4	21
3.	City of Ajax	158	23.4	21
4.	City of Whitby	157	21.9	21
5.	Municipality of Clarington	82	21.8	21
6.	Municipality of Uxbridge	24	23.0	21
7.	Municipality of Scugog	20	23.6	21
8.	Municipality of Brock	10	29.1	21



LANGUAGE DEMAND BY JOB

What language skills are sought by 4-Digit NOC?

4 DIGIT NOC NAME	POSTINGS
1. Other customer and information services re...	104
2. Retail salespersons	27
3. Cooks	25
4. Retail and wholesale trade managers	24
5. Material handlers	19
6. Home support workers housekeepers and r...	13
7. Food and beverage servers	13
8. Cashiers	12
9. Administrative assistants	12
10. Transport truck drivers	12
11. Food counter attendants kitchen helpers an...	10
12. Other instructors	9
13. Social and community service workers	9
14. Light duty cleaners	8
15. Shippers and receivers	8
16. Receptionists	8
17. Corporate sales managers	8
18. Security guards and related security service...	6
19. Delivery and courier service drivers	6
20. Early childhood educators and assistants	6
21. Accounting and related clerks	5
22. Other financial officers	5
23. Data entry clerks	5
24. Hairstylists and barbers	5
25. Chefs	4
26. Nurse aides orderlies and patient service a...	4
27. Human resources professionals	4
28. Bartenders	4
29. Carpenters	4
30. Insurance adjusters and claims examiners	4
31. Dental assistants	4
1 - 87 / 87	< >

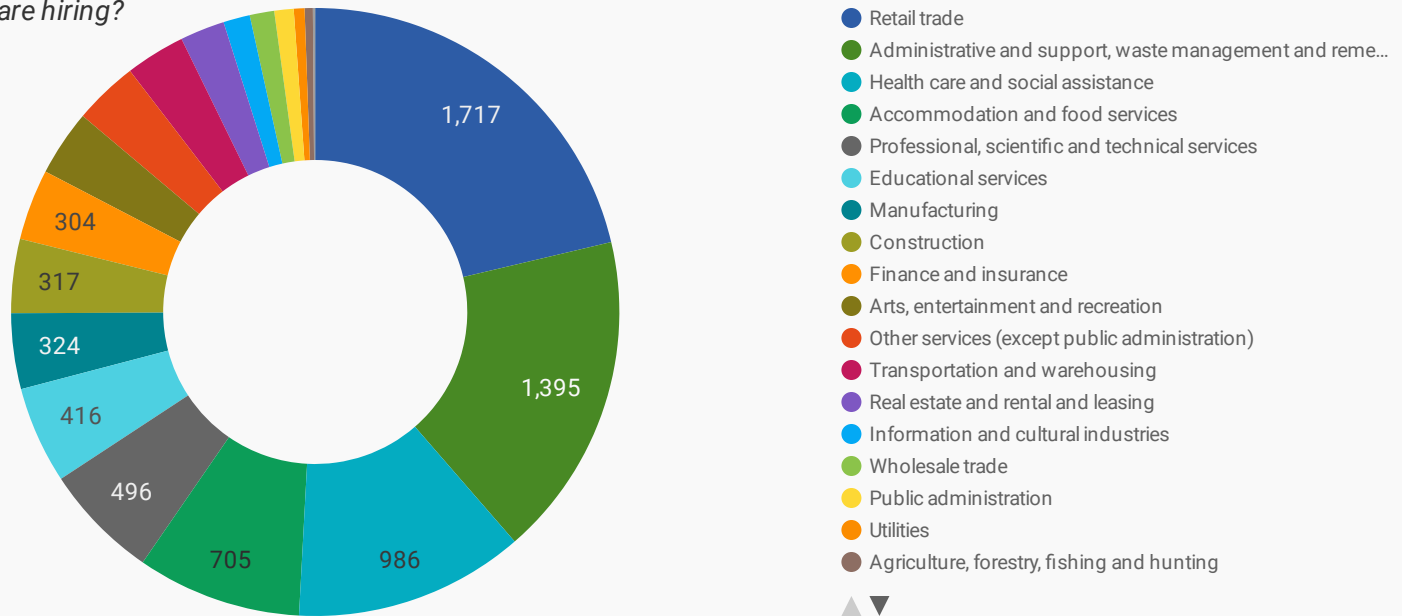
MULTILINGUAL HIRING EMPLOYERS

Which employers are seeking multilingual candidates?

COMPANY	POSTINGS
1. Durham District School Board	35
2. Liquor Control Board of Ontario	24
3. Liquor Control Board of Ontario / LCBO	21
4. Bruce-Grey Catholic District School Board	13
5. LCBO	11
6. Farm Boy	10
7. Farm Boy Inc.	9
8. Intact Financial Corporation	8
9. Kawartha Pine Ridge District School Board	6
10. Canfab Packaging	6
11. Canadian Tire	6
12. Copart	6
13. Bell	6
14. Phoenix A.M.D. International Inc.	5
15. Sun Life Financial	5
16. Mid-Ontario Truck Centre	5
17. MAKITA CANADA INC	5
18. goeasy	5
19. Laura Canada	5
20. Intact	5
21. C&R Paving Inc.	4
22. The Source (Bell) Electronics Inc.	4
23. Lakeridge Health	4
24. Global employment	4
25. Assured Automotive Collision	4
26. Municipal Property Assessment Corporation	4
27. F1Tech	4
28. Remote Canadian Tire - Financial Services & Bank -...	4
29. Stewart Homes	4
30. Conseil des organismes francophones de la	4
1 - 50 / 476	< >

TOP HIRING SECTORS BY 2-DIGIT NAICS CODE

What sectors are hiring?



	2-DIGIT NAICS LABEL	NAICS CODE	POSTING COUNT ▼	AVG POSTING LENGTH IN DAYS	MEDIAN POSTING LENGTH IN DAYS
1.	Retail trade	44-45	1,717	21.0	21
2.	Administrative and support, waste management and remediation services	56	1,395	20.7	21
3.	Health care and social assistance	62	986	22.2	21
4.	Accommodation and food services	72	705	24.5	21
5.	Professional, scientific and technical services	54	496	26.3	21
6.	Educational services	61	416	12.9	7
7.	Manufacturing	31-33	324	22.5	21
8.	Construction	23	317	22.2	21
9.	Finance and insurance	52	304	20.2	21
10.	Arts, entertainment and recreation	71	283	20.9	21
11.	Other services (except public administration)	81	276	21.9	21
12.	Transportation and warehousing	48-49	256	20.4	21
13.	Real estate and rental and leasing	53	191	23.8	21
14.	Information and cultural industries	51	114	20.6	21
15.	Wholesale trade	41	105	22.3	21
16.	Public administration	91	83	21.7	21
17.	Utilities	22	46	22.9	21
18.	Agriculture, forestry, fishing and hunting	11	35	20.3	21
19.	Management of companies and enterprises	55	9	35.0	21
20.	Mining, quarrying, and oil and gas extraction	21	1		

NOTE: NAICS code 56 includes Employment Agencies. Manufacturing includes codes 31-33, Retail Trade includes codes 44-45 and Transportation and Warehousing includes codes 48-49.

TOP HIRING SECTORS BY 3-DIGIT NAICS CODE

What sectors are hiring?

	3-DIGIT NAICS LABEL	NAICS CODE	POSTING COUNT ▾	AVG POSTING LENGTH IN DAYS	MEDIAN POSTING LENGTH IN DAYS
1.	Administrative and support services	561	1,355	20.7	21
2.	Food services and drinking places	722	654	24.5	21
3.	Ambulatory health care services	621	536	20.6	21
4.	Professional, scientific and technical services	541	496	26.3	21
5.	Educational services	611	416	12.9	7
6.	Food and beverage stores	445	390	21.0	21
7.	Nursing and residential care facilities	623	324	23.9	21
8.	Amusement, gambling and recreation industries	713	276	21.0	21
9.	Clothing and clothing accessories stores	448	256	21.2	21
10.	General merchandise stores	452	248	20.3	21
11.	Health and personal care stores	446	224	20.3	21
12.	Motor vehicle and parts dealers	441	180	20.3	21
13.	Credit intermediation and related activities	522	174	20.8	21
14.	Specialty trade contractors	238	160	22.9	21
15.	Construction of buildings	236	133	22.0	21
16.	Truck transportation	484	129	20.5	21
17.	Personal and laundry services	812	128	22.1	21
18.	Repair and maintenance	811	120	22.5	21
19.	Insurance carriers and related activities	524	116	19.6	21
20.	Furniture and home furnishings stores	442	109	22.0	21
21.	Social assistance	624	103	23.5	21
22.	Telecommunications	517	94	20.7	21
23.	Miscellaneous store retailers	453	90	22.4	21
24.	Real estate	531	88	20.7	21
25.	Sporting goods, hobby, book and music stores	451	82	20.0	21
26.	Building material and garden equipment and supplies dealers	444	82	19.1	21
27.	Transportation equipment manufacturing	336	78	19.5	21
28.	Rental and leasing services	532	73	25.4	21
29.	Food, beverage and tobacco merchant wholesalers	413	55	23.1	21
30.	Accommodation services	721	50	24.0	21
31.	Couriers and messengers	492	49	18.2	21

TOP HIRING SECTORS BY 4-DIGIT NAICS CODE

What sectors are hiring?

	4-DIGIT NAICS LABEL	NAICS CODE	POSTING COUNT ▾	AVG POSTING LENGTH IN DAYS	MEDIAN POSTING LENGTH IN DAYS
1.	Employment services	5613	931	21.1	21
2.	Full-service restaurants and limited-service eating places	7225	605	24.9	21
3.	Grocery stores	4451	357	20.9	21
4.	Community care facilities for the elderly	6233	264	23.2	21
5.	Clothing stores	4481	229	21.5	21
6.	Health and personal care stores	4461	224	20.3	21
7.	Elementary and secondary schools	6111	221	8.2	6
8.	Services to buildings and dwellings	5617	187	21.5	21
9.	Architectural, engineering and related services	5413	162	31.8	21
10.	Other amusement and recreation industries	7139	157	20.3	21
11.	Investigation and security services	5616	154	18.0	21
12.	Department stores	4521	146	19.8	21
13.	Home health care services	6216	142	20.4	21
14.	Out-patient care centres	6214	141	20.6	21
15.	Management, scientific and technical consulting services	5416	134	25.7	22
16.	General freight trucking	4841	122	20.4	21
17.	Agencies, brokerages and other insurance related activities	5242	110	19.5	21
18.	Automobile dealers	4411	104	20.0	21
19.	Gambling industries	7132	104	22.2	20
20.	Other general merchandise stores	4529	102	21.0	21
21.	Depository credit intermediation	5221	99	21.0	21
22.	Offices of other health practitioners	6213	99	19.8	21
23.	Personal care services	8121	91	23.7	21
24.	Building equipment contractors	2382	88	20.9	21
25.	Wired and wireless telecommunications carriers(except satellite)	5173	87	20.8	21
26.	Offices of dentists	6212	87	21.1	21
27.	Automotive repair and maintenance	8111	84	22.5	21
28.	Residential building construction	2361	78	22.6	21
29.	Building material and supplies dealers	4441	78	19.3	21
30.	Sporting goods, hobby and musical instrument stores	4511	76	19.4	21
31.	Community colleges and C.E.G.E.P.s	6112	71	19.5	21

TOP HIRING SECTORS BY 5-DIGIT NAICS CODE

What sectors are hiring?

	5-DIGIT NAICS LABEL	NAICS CODE	POSTING COUNT ▾	AVG POSTING LENGTH IN DAYS	MEDIAN POSTING LENGTH IN DAYS
1.	Employment placement agencies and executive search services	56131	913	21.0	21
2.	Full-service restaurants and limited-service eating places	72251	605	24.9	21
3.	Supermarkets and other grocery (except convenience) stores	44511	343	20.9	21
4.	Community care facilities for the elderly	62331	264	23.2	21
5.	Elementary and secondary schools	61111	221	8.2	6
6.	Engineering services	54133	159	31.9	21
7.	Department stores	45211	146	19.8	21
8.	Home health care services	62161	142	20.4	21
9.	Investigation, guard and armoured car services	56161	141	17.7	21
10.	Other gambling industries	71329	103	22.2	20
11.	Pharmacies and drug stores	44611	103	19.3	21
12.	All other general merchandise stores	45299	102	21.0	21
13.	Insurance agencies and brokerages	52421	99	19.3	21
14.	Fitness and recreational sports centres	71394	97	20.4	21
15.	Janitorial services	56172	96	19.5	21
16.	Banking	52211	94	21.0	21
17.	Women's clothing stores	44812	93	19.4	21
18.	Other out-patient care centres	62149	91	20.5	21
19.	Offices of dentists	62121	87	21.1	21
20.	Wired and wireless telecommunications carriers (except satellite)	51731	87	20.8	21
21.	Management consulting services	54161	84	19.8	21
22.	Residential building construction	23611	78	22.6	21
23.	General freight trucking, local	48411	74	21.6	21
24.	New car dealers	44111	73	20.1	21
25.	Furniture stores	44211	71	21.6	21
26.	Community colleges and C.E.G.E.P.s	61121	71	19.5	21
27.	Hardware stores	44413	69	19.1	21
28.	Automobile and light-duty motor vehicle manufacturing	33611	68	19.5	21
29.	Other non-depository credit intermediation	52229	67	20.7	21
30.	Landscaping services	56173	67	24.7	21
31.	All other schools and instruction	61169	66	20.5	21

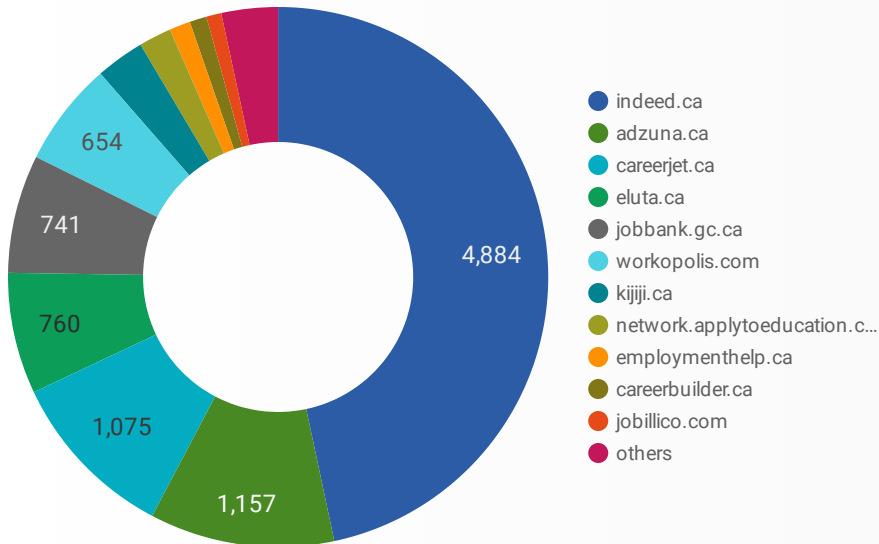
TOP HIRING SECTORS BY 6-DIGIT NAICS CODE

What sectors are hiring?

	6-DIGIT NAICS LABEL	NAICS CODE	POSTING COUNT ▼	AVG POSTING LENGTH IN DAYS	MEDIAN POSTING LENGTH IN DAYS
1.	Employment placement agencies and executive search services	561310	913	21.0	21
2.	Supermarkets and other grocery (except convenience) stores	445110	343	20.9	21
3.	Limited-service eating places	722512	329	24.5	21
4.	Full-service restaurants	722511	276	25.4	21
5.	Community care facilities for the elderly	623310	264	23.2	21
6.	Elementary and secondary schools	611110	221	8.2	6
7.	Engineering services	541330	159	31.9	21
8.	Department stores	452110	146	19.8	21
9.	Home health care services	621610	142	20.4	21
10.	Security guard and patrol services	561612	141	17.7	21
11.	All other gambling industries	713299	103	22.2	20
12.	Pharmacies and drug stores	446110	103	19.3	21
13.	Insurance agencies and brokerages	524210	99	19.3	21
14.	Fitness and recreational sports centres	713940	97	20.4	21
15.	Janitorial services (except window cleaning)	561722	94	19.5	21
16.	Women's clothing stores	448120	93	19.4	21
17.	Offices of dentists	621210	87	21.1	21
18.	Wired and wireless telecommunications carriers (except satellite)	517310	87	20.8	21
19.	Community health centres	621494	86	20.5	21
20.	Personal and commercial banking industry	522111	86	21.0	21
21.	Residential building construction	236110	78	22.6	21
22.	General freight trucking, local	484110	74	21.6	21
23.	New car dealers	441110	73	20.1	21
24.	Furniture stores	442110	71	21.6	21
25.	Community colleges and C.E.G.E.P.s	611210	71	19.5	21
26.	Hardware stores	444130	69	19.1	21
27.	Automobile and light-duty motor vehicle manufacturing	336110	68	19.5	21
28.	Consumer lending	522291	67	20.7	21
29.	Landscaping services	561730	67	24.7	21
30.	All other schools and instruction	611690	66	20.5	21
31.	All other health and personal care stores	446100	60	21.1	21

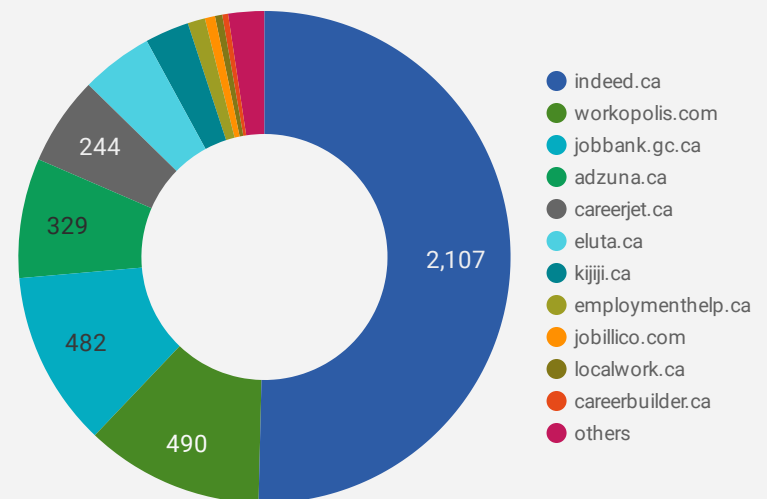
JOB POSTINGS BY JOB BOARD

What share of unique job postings appear on each job board?



COMPANIES BY JOB BOARD

What share of unique job postings appear on each job board?



JOB POSTING DETAILS BY JOB BOARD

How does job posting activity differ by job board?

	JOB BOARD	POSTING COUNT ▾	AVG POSTING LENGTH IN DAYS	MEDIAN POSTING LENGTH IN DAYS	# OF COMPANIES
1.	indeed.ca	4,884	21.0	21	2,107
2.	adzuna.ca	1,157	13.9	14	329
3.	careerjet.ca	1,075	25.0	35	244
4.	eluta.ca	760	21.0	21	198
5.	jobbank.gc.ca	741	37.3	29	482
6.	workopolis.com	654	14.0	14	490
7.	kijiji.ca	305	15.0	15	121
8.	network.applytoeducation.com	204	5.9	6	5
9.	employmenthelp.ca	132	103.2	97	48
10.	careerbuilder.ca	107	23.1	22	16
11.	jobillico.com	94	21.1	20	28
12.	careerarc.com	82	60.8	33	14
13.	randstad.ca	54	30.5	20	1
14.	rncareers.ca	34	49.8	35	16
15.	agilec.ca	30	76.0	94	8
16.	gojobs.gov.on.ca	25	20.7	21	8
17.	localwork.ca	24	28.4	30	20