

# JOB DEMAND REPORT

## SEPTEMBER 2022

### HIGHLIGHTS

#### JOB POSTINGS BY THE NUMBERS

POSTING COUNT	NEW THIS MONTH	COMPANIES	JOB BOARDS
12,025	7,477	3,558	33

#### # OF DAYS POSTED

AVERAGE	MEDIAN
19.4	14

## REPORT BUILDER

The default filter selection below will show all job demand data for the month. You can use the filters to create a customized report for the purpose of understanding a subset of the data.

#### OCCUPATION FILTERS

SKILL TYPE NAME / 1-DIGIT NOC	▼
MAJOR GROUP / 2-DIGIT NOC	▼
MINOR GROUP / 3-DIGIT NOC	▼
UNIT GROUP / 4-DIGIT NOC	▼
SKILL LEVEL	▼
JOB TYPE	▼
JOB DURATION	▼
ADDITIONAL LANGUAGE	▼
SPECIFIC JOB TAGS	▼

#### INDUSTRY/SECTOR FILTERS

HIRING SECTOR BY 2-DIGIT NAICS CODE	▼
HIRING SECTOR BY 3-DIGIT NAICS CODE	▼
HIRING SECTOR BY 4-DIGIT NAICS CODE	▼
HIRING SECTOR BY 5-DIGIT NAICS CODE	▼
HIRING SECTOR BY 6-DIGIT NAICS CODE	▼

#### OTHER FILTERS

MUNICIPALITY	▼
JOB BOARD	▼

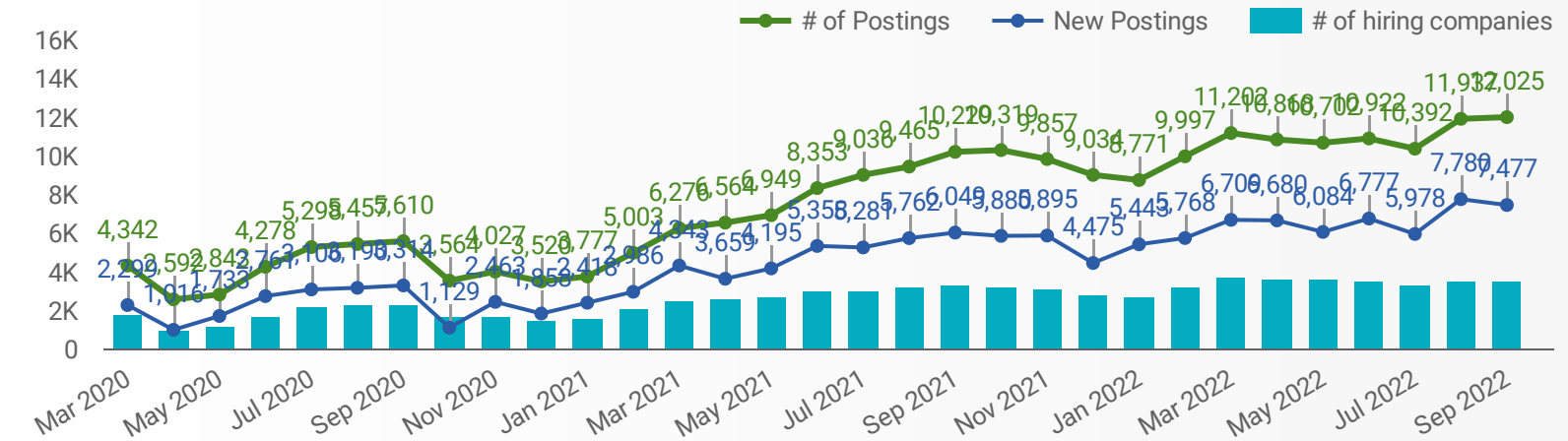
NOC = National Occupation Classification | NAICS = North American Industry Classification System

#### Source:

Job posting data collected by Durham Workforce Authority from job boards and employer websites who recruit candidates in Durham Region.

## JOB POSTINGS BY MONTH FOR DURHAM REGION

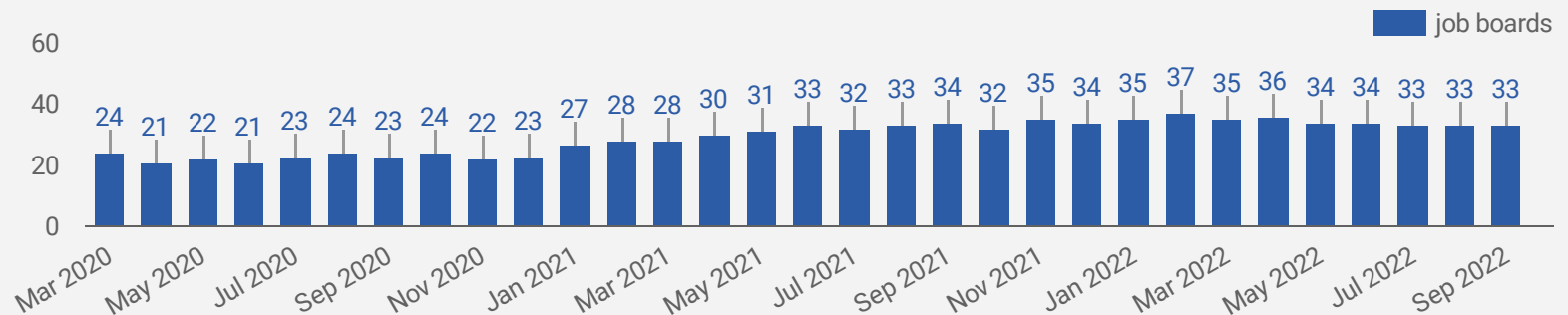
How many job postings were active for at least 1 day this month?



NOTE: This graph cannot be filtered using the controls on the cover page

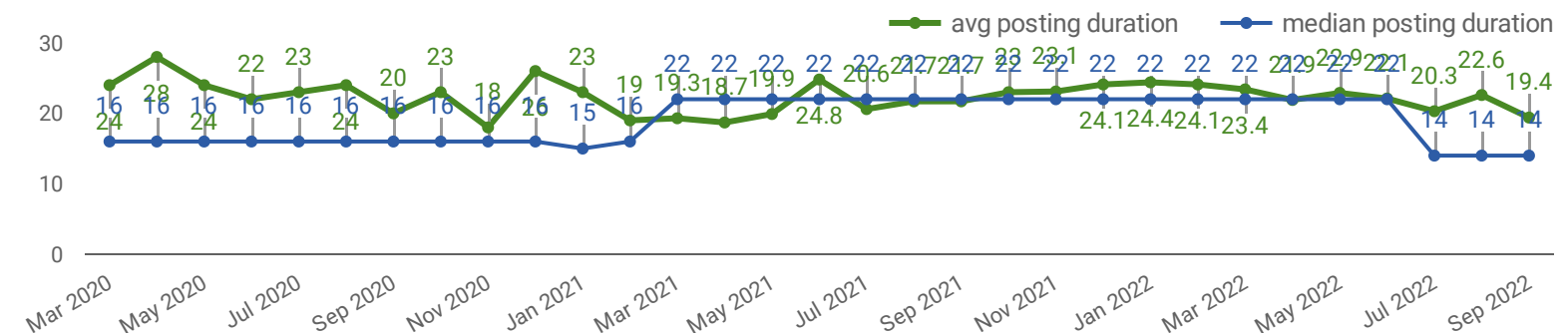
## NUMBER OF ACTIVE JOB BOARDS

How many job postings were active for at least 1 day this month on these job boards?




## AVG & MEDIAN POSTING LENGTH BY DAYS

How long are employers having to recruit for to find candidates to fill their job vacancies?



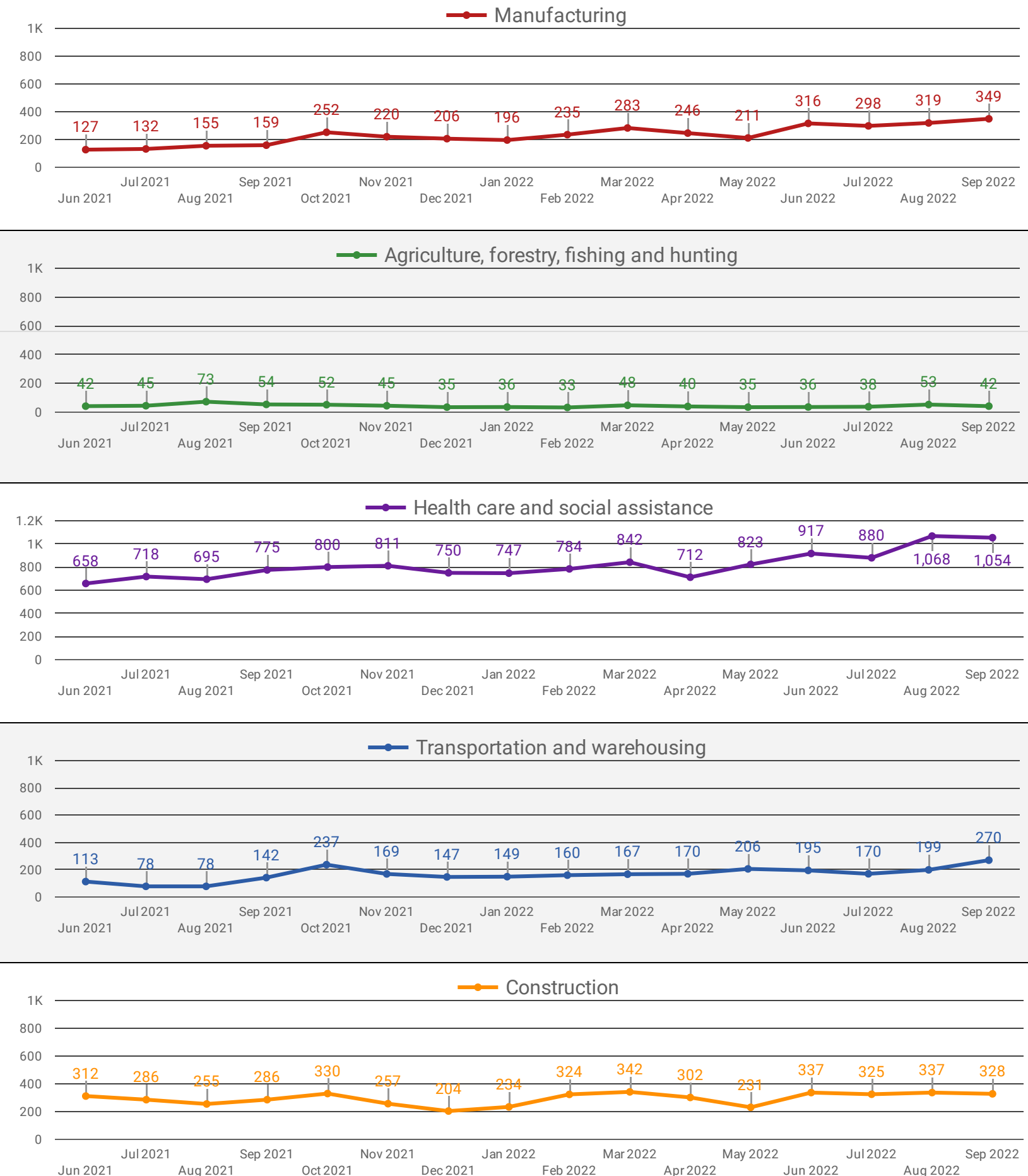
## POST DATE TIMELINE FOR THIS MONTH'S ACTIVE JOB POSTINGS

How many job postings were active for at least 1 day this month?



## DEMAND BY KEY SECTOR (DURHAM REGION)

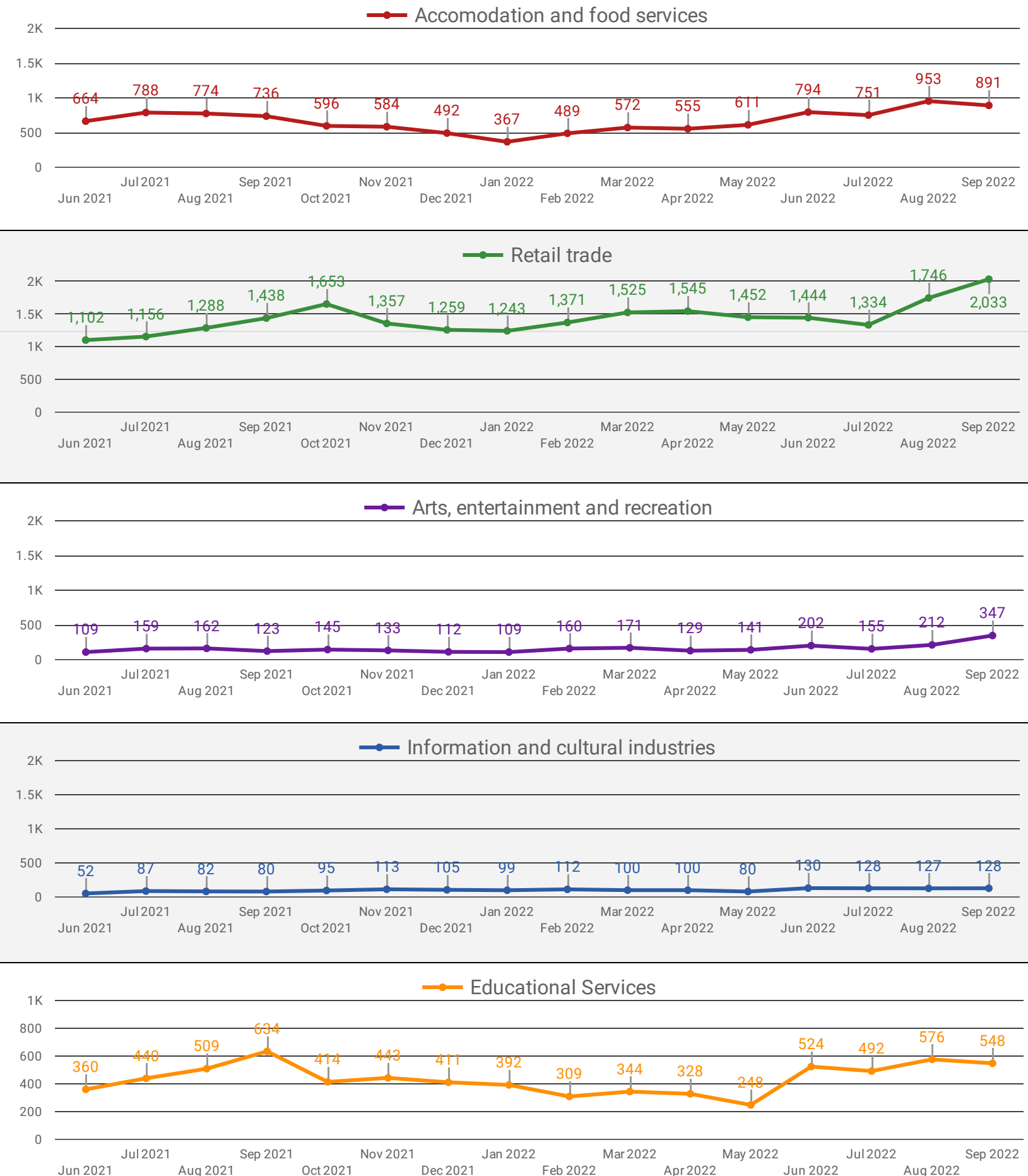
How many job postings were active for at least 1 day this month by sector?



NOTE: This graph cannot be filtered using the controls on the cover page

## DEMAND BY IMPACTED SECTOR (DURHAM REGION)

How many job postings were active for at least 1 day this month by sector?

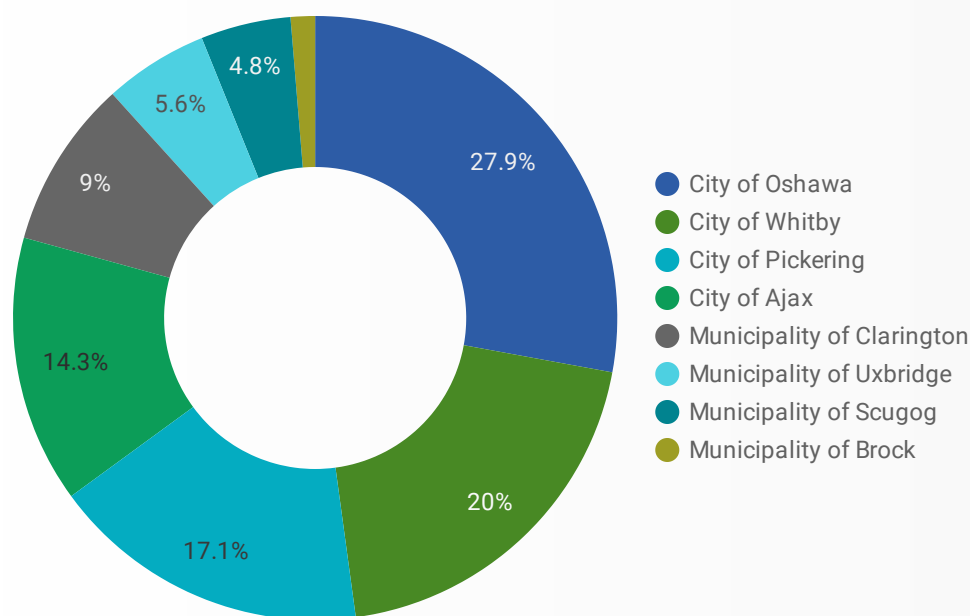


NOTE: This graph cannot be filtered using the controls on the cover page

## JOB POSTINGS BY MUNICIPALITY

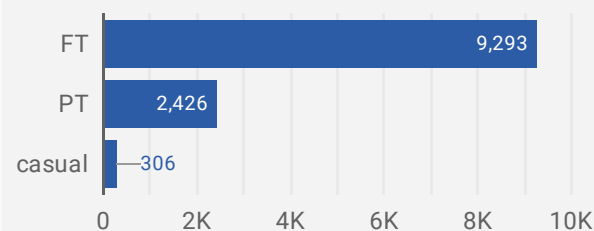
How many job postings were active for at least 1 day this month?

	MUNICIPALITY	POSTING COUNT	AVG POSTING LENGTH IN DAYS	MEDIAN POSTING LENGTH IN DAYS
1.	City of Oshawa	3,333	18.0	14
2.	City of Whitby	2,387	17.7	14
3.	City of Pickering	2,045	19.1	14
4.	City of Ajax	1,713	18.4	14
5.	Municipality of Clarington	1,077	17.5	14
6.	Municipality of Uxbridge	667	27.1	14
7.	Municipality of Scugog	576	26.0	15
8.	Municipality of Brock	156	38.5	21



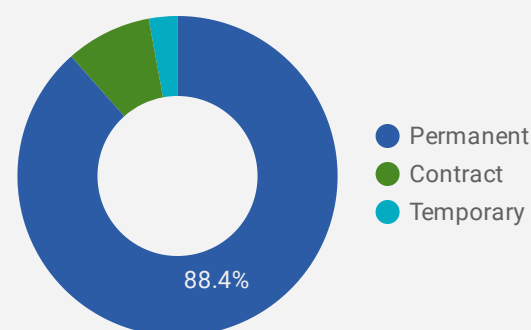
## JOB TYPE

Full-time vs Part-time



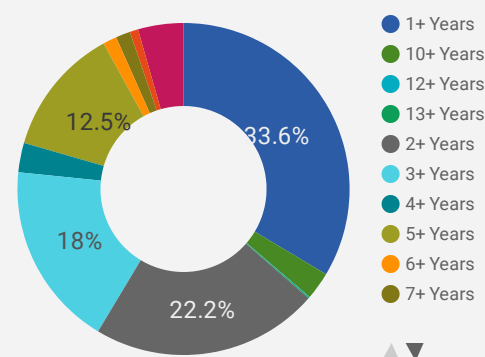
## JOB DURATION

Permanency of jobs posted



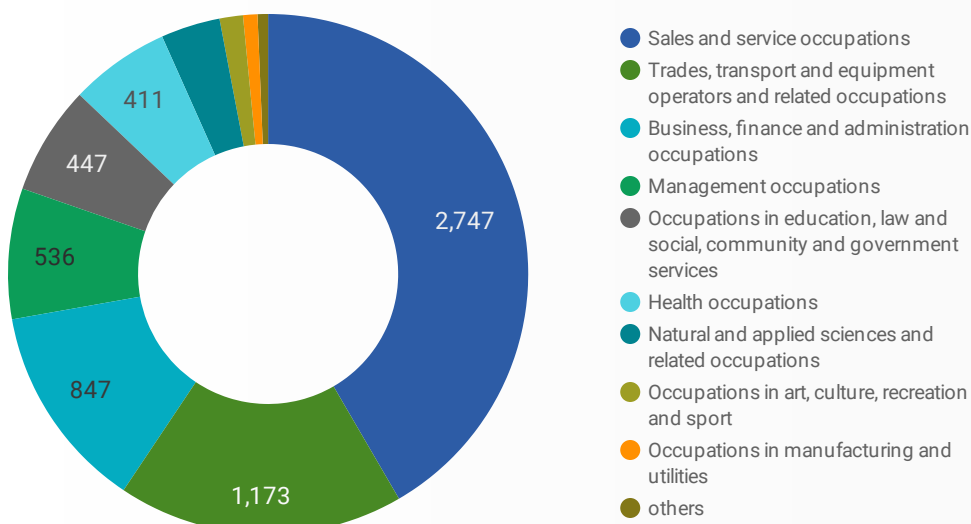
## JOB EXPERIENCE LEVEL

Job Postings by Years of Experience Required



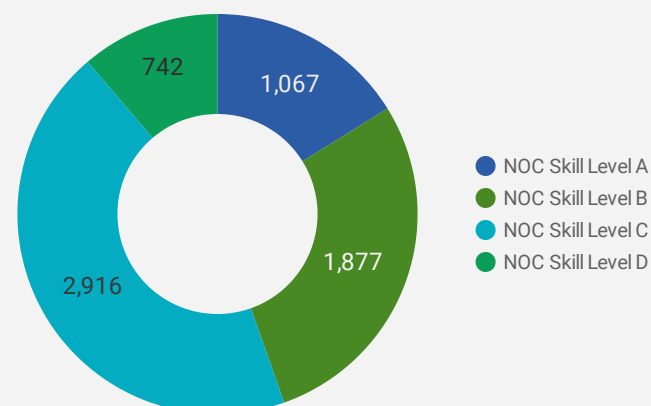
## JOB POSTINGS BY JOB CATEGORY

What broad occupational category is being recruited?



## JOB POSTINGS BY SKILL LEVEL

What education do occupations typically require?



Skill Level A = Usually University education | Skill Level B = Usually College education or Apprenticeship training | Skill Level C = Usually Secondary education or occupation-specific training | Skill Level D = Usually on-the-job training

## TOP HIRING EMPLOYERS & AGENCIES

Who is hiring?

	COMPANY	MUNICIPALITY	POSTINGS COUNT ▾	AVG POSTING LENGTH IN DAYS	MEDIAN POSTING LENGTH IN DAYS
1.	Durham District School Board	City of Oshawa	92	3.7	2
2.	Randstad Canada	City of Oshawa	66	18.2	12
3.	Durham District School Board	City of Whitby	62	6.2	5
4.	Durham District School Board	City of Ajax	62	3.2	3
5.	Great Canadian	City of Pickering	53	15.6	14
6.	Randstad	City of Oshawa	52	20.8	21
7.	General Motors	City of Oshawa	51	14.5	14
8.	6 Management Inc.	City of Pickering	48	8.3	6
9.	Randstad	Municipality of Scugog	46	16.4	21
10.	Lakeridge Health	City of Oshawa	45	18.3	21
11.	Loblaw Companies Limited	City of Oshawa	40	10.1	14
12.	Great Canadian Gaming Corporation	City of Pickering	40	31.0	31
13.	SNC-Lavalin	Municipality of Clarington	39	13.4	14
14.	Employmenthelp	Municipality of Uxbridge	36	91.8	103
15.	AECOM	City of Whitby	36	12.9	14
16.	Thermo Fisher Scientific	City of Whitby	36	13.9	14
17.	Chartwell Retirement Residences	City of Ajax	33	11.4	14
18.	Ontario Tech University	City of Oshawa	33	22.1	22
19.	Walmart Canada	City of Oshawa	32	12.2	14
20.	H&M	City of Ajax	32	16.3	14
21.	Durham Catholic District School Board	City of Oshawa	31	4.9	3
22.	goeasy Ltd.	City of Pickering	31	10.3	9
23.	Durham College	City of Oshawa	31	18.1	21
24.	Ontario Shores Centre for Mental Health Services	City of Whitby	29	19.4	21
25.	Thermea spa village - Whitby	City of Whitby	29	14.2	14
26.	Great Canadian Gaming	Municipality of Scugog	29	28.3	35
27.	Intact	City of Ajax	29	21.0	21
28.	Durham District School Board	City of Pickering	28	2.8	2
29.	Great Canadian Gaming Corp.	Municipality of Scugog	27	14.0	14

## TOP HOURLY WAGES IN JOB POSTINGS

What are employers willing to pay to find the perfect candidate?

# of Minimum Wage Job Postings  
**204**

	JOB TITLE	COMPANY	LOCATION	HOURLY WAGE ▾
1.	Kubernetes Architect - Canada - Whitby Location	Evergreen Technologies	City of Whitby	110 
2.	Driver, School Bus	Century Transportation Ltd.	Municipality of Scugog	100 
3.	Social Worker	Clinical Consultation & Counselling	City of Oshawa	97.5 
4.	Rmt (registered Massage Therapist)	Thermea spa village Whitby inc.	City of Whitby	77 
5.	Electrician, Industrial	Vickery Electric Contracting Limited	City of Whitby	70 
6.	Electrician, Shipyard	Vickery Electric Contracting Limited	City of Whitby	70 
7.	Patient Care Mgr, Ambulatory Hemodialysis	Lakeridge Health	City of Oshawa	65.65 
8.	Patient Care Manager, Emergency & Crcu	Lakeridge Health	Municipality of Scugog	65.65 
9.	Freelance Food Photographer	OCUS	City of Oshawa	65 
10.	Chief Operating Officer - Financial, Communications And Other Business Services	Third Power Training Inc	City of Oshawa	64.5 
				1 - 100 / 2057 < >

## TOP SALARIES IN JOB POSTINGS

What are employers willing to pay to find the perfect candidate?

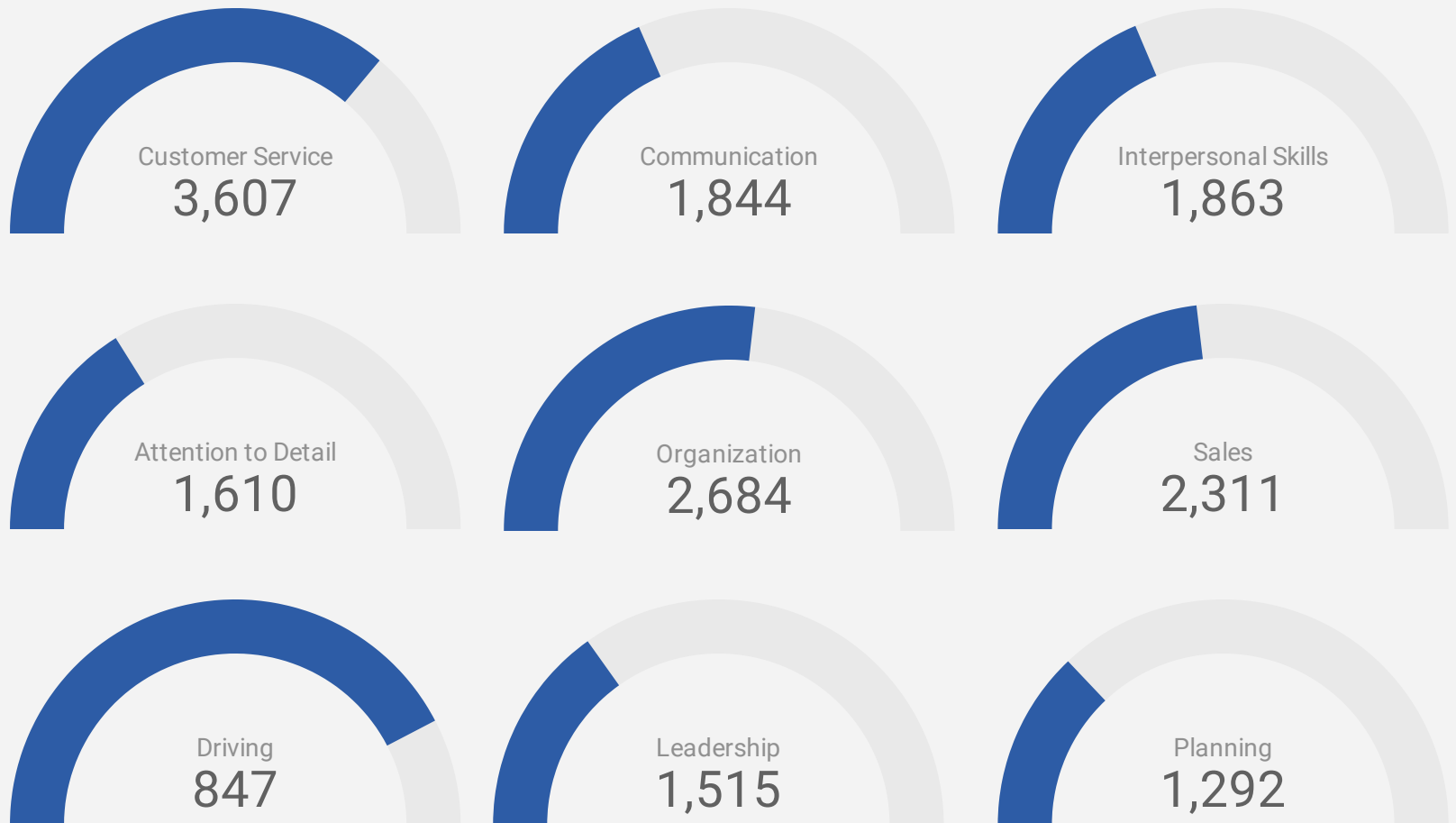
	JOB TITLE	COMPANY	LOCATION	ANNUAL SALARY ▾
1.	Family Physician	MCI The Doctor's Office at Whitby	City of Whitby	350,000 
2.	Dental Associate	Dental Office Port Perry	Municipality of Scugog	301,613 
3.	Lead Listing & Buyer Specialist	Keller Williams Energy - That House Guy Inc	City of Oshawa	250,000 
4.	Compounding Team Assistant	Aved	City of Oshawa	210,000 
5.	Sales Representative/ Credit Analysts	Approved Autoloans + Leasing	City of Whitby	200,000 
6.	Family Doctor	Oshawa Lakeview Pharmacy & Walk-in Clinic	City of Oshawa	200,000 
7.	Insurance Account Executive	Distinct Insurance	City of Whitby	200,000 
8.	Family Doctor	MedSavvy Pharmacy	City of Whitby	200,000 
9.	Speech-language Pathologist	All About Communication	City of Oshawa	196,088 
10.	Plant Manager, Manufacturing	Trans-United Consultants Ltd.	City of Whitby	180,000 
11.	Site Superintendent	Reliance Impact	City of Whitby	170,000 
				1 - 100 / 3004 < >

## TOP IN-DEMAND SKILLS

How many times were these skills found in job postings?

ACTIVE JOB POSTINGS THIS MONTH

12,025

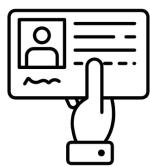


## KEY JOB REQUIREMENTS

How often are these requirements desired in job postings?

ACTIVE JOB POSTINGS THIS MONTH

12,025



Driver's License  
1,831



First Aid  
513



Regular Access to a Vehicle  
362



Criminal Record Check  
510



Microsoft Office  
733



Food Safety  
437



## TOP OCCUPATIONS BY SKILL, FREQUENCY & DURATION

What jobs are in-demand and/or hard to fill?

	4 DIGIT NOC	4 DIGIT NOC NAME	SKILL LEVEL	POSTING COUNT	AVG POSTING LENGTH IN DAYS	MEDIAN POSTING LENGTH IN DAYS
1.	6421	Retail salespersons	NOC Skill Level C	656	16.9	14
2.	7452	Material handlers	NOC Skill Level C	360	20.7	21
3.	6322	Cooks	NOC Skill Level B	334	29.6	14
4.	6552	Other customer and information services representatives	NOC Skill Level C	279	17.2	14
5.	0621	Retail and wholesale trade managers	NOC Skill Level A	260	18.5	14
6.	4412	Home support workers  housekeepers and related occupations	NOC Skill Level C	226	21.4	14
7.	6611	Cashiers	NOC Skill Level D	168	16.2	14
8.	6513	Food and beverage servers	NOC Skill Level C	167	19.5	14
9.	6711	Food counter attendants  kitchen helpers and related support occupations	NOC Skill Level D	158	15.1	14
10.	7511	Transport truck drivers	NOC Skill Level C	152	18.4	15
11.	1414	Receptionists	NOC Skill Level C	132	16.5	14
12.	1241	Administrative assistants	NOC Skill Level B	130	17.6	14
13.	6731	Light duty cleaners	NOC Skill Level D	119	25.7	14
14.	6541	Security guards and related security service occupations	NOC Skill Level C	115	24.5	14
15.	6622	Store shelf stockers  clerks and order fillers	NOC Skill Level D	92	19.0	17.5
16.	3219	Other medical technologists and technicians (except dental health)	NOC Skill Level B	88	15.0	14
17.	1114	Other financial officers	NOC Skill Level A	86	12.8	14
18.	7514	Delivery and courier service drivers	NOC Skill Level C	85	16.1	14
19.	4212	Social and community service workers	NOC Skill Level B	73	16.2	14
20.	6311	Food service supervisors	NOC Skill Level B	70	47.6	21
21.	6512	Bartenders	NOC Skill Level C	68	18.5	14
22.	3411	Dental assistants	NOC Skill Level C	62	18.8	21
23.	6222	Retail and wholesale buyers	NOC Skill Level B	61	20.6	14
24.	1521	Shippers and receivers	NOC Skill Level C	57	21.8	21
25.	6511	MaÃ@tres d&#039;hÃ´tel and hosts/hostesses	NOC Skill Level C	48	14.9	14
26.	0631	Restaurant and food service managers	NOC Skill Level A	48	36.1	21
27.	7512	Bus drivers  subway operators and other transit operators	NOC Skill Level C	47	23.1	21
28.	6211	Retail sales supervisors	NOC Skill Level B	45	36.6	25
29.	7611	Construction trades helpers and labourers	NOC Skill Level D	45	26.5	15

## JOB POSTINGS BY 3-DIGIT NATIONAL OCCUPATION CLASSIFICATION

What jobs are hard to fill and/or in-demand?

	3 DIGIT NOC	3 DIGIT NOC NAME	SKILL LEVEL	POSTING COUNT ▼	AVG POSTING LENGTH IN DAYS	MEDIAN POSTING LENGTH IN DAYS
1.	642	Retail salespersons	NOC Skill Level C	656	16.9	14
2.	632	Chefs and cooks	NOC Skill Level B	367	29.7	15
3.	745	Longshore workers and material handlers	NOC Skill Level C	361	20.7	21
4.	751	Motor vehicle and transit drivers	NOC Skill Level C	288	18.7	15
5.	651	Occupations in food and beverage service	NOC Skill Level C	283	18.6	14
6.	655	Customer and information services representatives	NOC Skill Level C	282	17.2	14
7.	062	Retail and wholesale trade managers	NOC Skill Level A	260	18.5	14
8.	441	Home care providers and educational support occupations	NOC Skill Level C	237	21.5	14
9.	673	Cleaners	NOC Skill Level D	192	22.1	14
10.	141	General office workers	NOC Skill Level C	177	17.8	14
11.	661	Cashiers	NOC Skill Level D	168	16.2	14
12.	671	Food counter attendants, kitchen helpers and related support occupations	NOC Skill Level D	158	15.1	14
13.	124	Office administrative assistants - general, legal and medical	NOC Skill Level B	140	18.1	14
14.	421	Paraprofessional occupations in legal, social, community and education services	NOC Skill Level B	135	19.6	14
15.	152	Supply chain logistics, tracking and scheduling co-ordination occupations	NOC Skill Level C	121	19.8	16
16.	111	Auditors, accountants and investment professionals	NOC Skill Level A	119	14.8	14
17.	654	Security guards and related security service occupations	NOC Skill Level C	115	24.5	14
18.	341	Assisting occupations in support of health services	NOC Skill Level C	107	17.5	14
19.	662	Other sales support and related occupations	NOC Skill Level D	107	17.9	14
20.	321	Medical technologists and technicians (except dental health)	NOC Skill Level B	101	15.1	14
21.	723	Machining, metal forming, shaping and erecting trades	NOC Skill Level B	89	36.2	21
22.	631	Service supervisors	NOC Skill Level B	82	43.9	15
23.	122	Administrative and regulatory occupations	NOC Skill Level B	76	28.2	14
24.	622	Technical sales specialists in wholesale trade and retail and wholesale buyers	NOC Skill Level B	65	20.6	14
25.	131	Finance, insurance and related business administrative occupations	NOC Skill Level B	59	26.4	21
26.	623	Insurance, real estate and financial sales occupations	NOC Skill Level B	59	14.9	14
27.	323	Other technical occupations in health care	NOC Skill Level B	54	16.5	14
28.	071	Managers in customer and personal services, n.e.c.	NOC Skill Level A	53	17.7	14
29.	724	Electrical trades and electrical power line and telecommunications	NOC Skill Level B	53	32.3	27

## JOB POSTINGS BY 2-DIGIT NATIONAL OCCUPATION CLASSIFICATION

What jobs are hard to fill and/or in-demand?

	2 DIGIT NOC	2 DIGIT NOC NAME	SKILL LEVEL	POSTING COUNT ▼	AVG POSTING LENGTH IN DAYS	MEDIAN POSTING LENGTH IN DAYS
1.	65	Service representatives and other customer and personal services occupations	NOC Skill Level C	746	18.4	14
2.	64	Sales representatives and salespersons - wholesale and retail trade	NOC Skill Level C	663	16.8	14
3.	63	Service supervisors and specialized service occupations	NOC Skill Level B	528	31.4	15
4.	74	Other installers, repairers and servicers and material handlers	NOC Skill Level C	383	20.7	21
5.	67	Service support and other service occupations, n.e.c.	NOC Skill Level D	366	18.8	14
6.	75	Transport and heavy equipment operation and related maintenance occupations	NOC Skill Level C	346	20.0	15
7.	06	Middle management occupations in retail and wholesale trade and customer services	NOC Skill Level A	341	21.1	14
8.	66	Sales support occupations	NOC Skill Level D	275	16.8	14
9.	72	Industrial, electrical and construction trades	NOC Skill Level B	274	29.7	21
10.	12	Administrative and financial supervisors and administrative occupations	NOC Skill Level B	253	22.6	14
11.	14	Office support occupations	NOC Skill Level C	247	17.8	14
12.	44	Care providers and educational, legal and public protection support occupations	NOC Skill Level C	243	21.3	14
13.	62	Retail sales supervisors and specialized sales occupations	NOC Skill Level B	169	21.4	14
14.	32	Technical occupations in health	NOC Skill Level B	169	16.5	14
15.	11	Professional occupations in business and finance	NOC Skill Level A	153	15.1	14
16.	21	Professional occupations in natural and applied sciences	NOC Skill Level A	138	17.5	14
17.	15	Distribution, tracking and scheduling co-ordination occupations	NOC Skill Level C	135	19.9	16
18.	42	Paraprofessional occupations in legal, social, community and education services	NOC Skill Level B	135	19.6	14
19.	31	Professional occupations in health (except nursing)	NOC Skill Level A	130	14.0	14
20.	73	Maintenance and equipment operation trades	NOC Skill Level B	118	29.5	21
21.	34	Assisting occupations in support of health services	NOC Skill Level C	107	17.5	14
22.	22	Technical occupations related to natural and applied sciences	NOC Skill Level B	105	18.7	14
23.	01	Senior managers - construction, transportation, production and utilities	NOC Skill Level A	98	16.1	14
24.	41	Professional occupations in law and social, community and government services	NOC Skill Level A	59	18.1	14
25.	13	Finance, insurance and related business administrative occupations	NOC Skill Level B	59	26.4	21
26.	52	Technical occupations in art, culture, recreation and sport	NOC Skill Level B	58	17.6	21
27.	07	Managers in customer and personal services, n.e.c.	NOC Skill Level A	54	17.9	14
					1 - 45 / 45	< >

## MULTILINGUAL JOB POSTINGS BY THE NUMBERS

ACTIVE POSTINGS  
**799**

NEW POSTINGS  
**0**

COMPANIES  
**455**

LANGUAGES  
**10**

## # OF DAYS POSTED

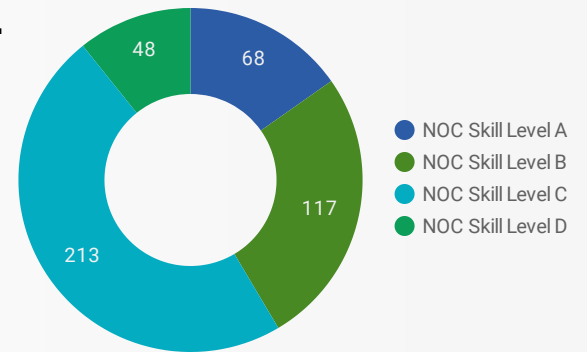
AVERAGE  
**19.1**

MEDIAN  
**14**

## MULTILINGUAL JOB POSTINGS BY SKILL LEVEL

What language skills are employers looking for by occupational skill level?

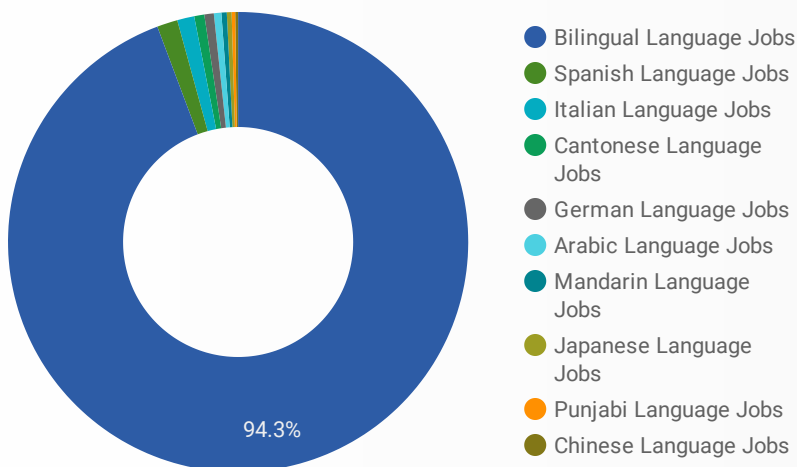
- 68** Skill Level A - Management/ Professional Occupations usually requiring University
- 117** Skill Level B - Usually college education or apprenticeship training
- 213** Skill Level C - Usually secondary education or occupation-specific training
- 48** Skill Level D - Usually on-the-job training



LANGUAGES	NOC Skill Level A	NOC Skill Level B	NOC Skill Level C	NOC Skill Level D
Bilingual Lan...	61	104	197	46
Italian Langu...	2	7	2	2
Cantonese La...	1	1	8	
German Lang...	2	3		
Spanish Lang...		1	2	
Chinese Lang...	1	1		
Mandarin Lan...	1		1	

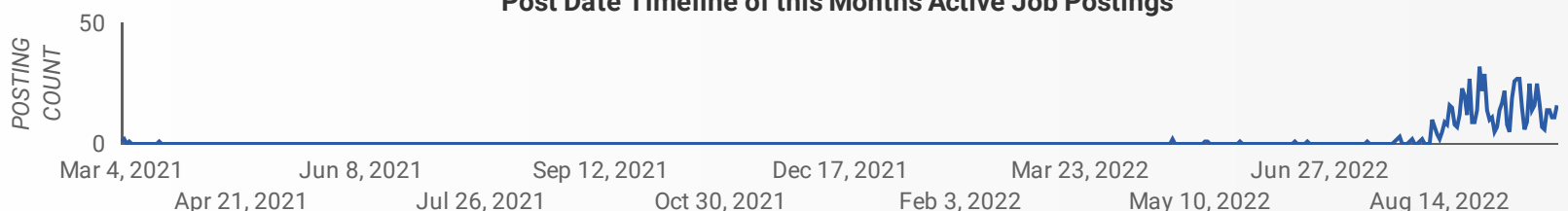
## LANGUAGE SKILLS BREAKDOWN

Which kinds of language skills do employers seek?



LANGUAGES	POSTING COUNT
1. Bilingual Language Jobs	743
2. Italian Language Jobs	14
3. Cantonese Language Jobs	13
4. Spanish Language Jobs	9
5. German Language Jobs	5
6. Arabic Language Jobs	4

## Post Date Timeline of this Month's Active Job Postings



## LANGUAGE SKILLS BEING RECRUITED BY JOB CATEGORY

What language skills are sought by 1-Digit NOC?

BROAD OCCUPATIONAL CATEGORY	Bilingual ...	Italian La...	Cantones...	German ...	Spanish ...	Chinese ...	Grand total
Business, finance and administration occu...	66		1				67
Health occupations	18		1				19
Management occupations	35	2				1	39
Natural and applied sciences and related o...	4			2	1		7
Natural resources, agriculture and related ...	2						2
Occupations in art, culture, recreation and ...	8			2			10
Occupations in education, law and social, ...	40						40
Occupations in manufacturing and utilities	1						1
Sales and service occupations	191	11	8	1		1	215
Trades, transport and equipment operator...	43				2		46
<b>Grand total</b>	<b>408</b>	<b>13</b>	<b>10</b>	<b>5</b>	<b>3</b>	<b>2</b>	<b>446</b>

## MULTILINGUAL JOB POSTINGS BY MUNICIPALITY

What language skills are sought by 4-Digit NOC?

	MUNICIPALITY	JOB LANGUAGES	AVG POSTING LENGTH IN DAYS	MEDIAN POSTING LENGTH IN DAYS
1.	City of Oshawa	211	18.0	14
2.	City of Pickering	164	19.1	14
3.	City of Ajax	141	18.4	14
4.	City of Whitby	130	17.7	14
5.	Municipality of Clarington	87	17.5	14
6.	Municipality of Uxbridge	30	27.1	14
7.	Municipality of Scugog	18	26.0	15
8.	Municipality of Brock	11	38.5	21



## LANGUAGE DEMAND BY JOB

What language skills are sought by 4-Digit NOC?

4 DIGIT NOC NAME		POSTINGS ▾
1.	Other customer and information services re...	46
2.	Retail salespersons	38
3.	Cooks	34
4.	Home support workers  housekeepers and r...	21
5.	Retail and wholesale trade managers	20
6.	Food and beverage servers	16
7.	Cashiers	14
8.	Administrative assistants	13
9.	Security guards and related security service...	13
10.	Transport truck drivers	12
11.	Food counter attendants  kitchen helpers an...	11
12.	Receptionists	11
13.	Material handlers	10
14.	Corporate sales managers	9
15.	Light duty cleaners	8
16.	Other financial officers	7
17.	Other instructors	7
18.	Social and community service workers	6
19.	Nurse aides  orderlies and patient service a...	6
20.	Shippers and receivers	6
21.	Retail and wholesale buyers	5
22.	Janitors  caretakers and building superinten...	5
23.	Dental assistants	5
24.	Human resources and recruitment officers	4
25.	Chefs	4
26.	Delivery and courier service drivers	4
27.	Professional occupations in advertising  ma...	4
28.	Carpenters	4
29.	Store shelf stockers  clerks and order fillers	4
30.	Specialized cleaners	3
31.	Landscape and horticulture technicians and...	3
		1 - 92 / 92 < >

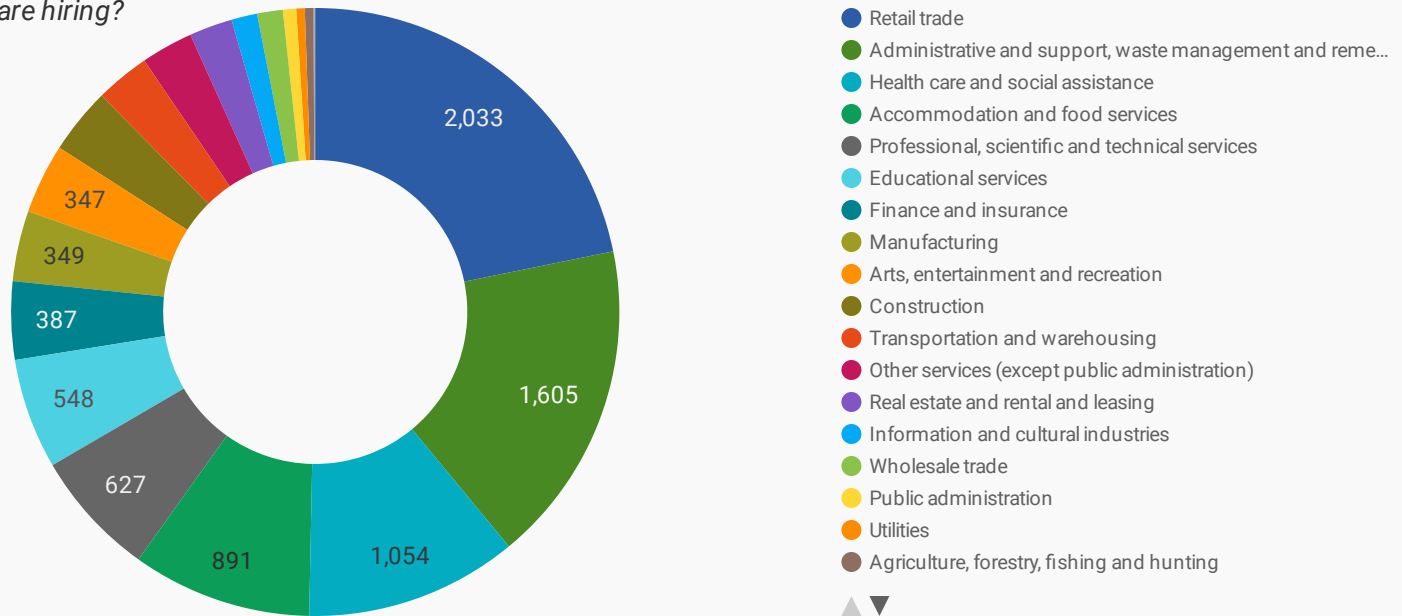
## MULTILINGUAL HIRING EMPLOYERS

Which employers are seeking multilingual candidates?

COMPANY		POSTINGS ▾
1.	Durham District School Board	34
2.	Farm Boy	15
3.	Kawartha Pine Ridge District School Board	13
4.	CBI Health Group	12
5.	Laura Canada	9
6.	Farm Boy Inc.	8
7.	Concentrix Corp.	8
8.	Sun Life Financial	8
9.	National Financial Partners Corp.	8
10.	The Restorer Inc.	8
11.	Southbridge Care Homes	7
12.	Municipal Property Assessment Corporation	7
13.	Securiguard	6
14.	Durham Catholic District School Board	6
15.	Alzheimer Society of Durham Region	5
16.	goeasy Ltd.	5
17.	Mid-Ontario Truck Centre	5
18.	Phoenix A.M.D. International Inc.	5
19.	Compass Group	5
20.	The Source (Bell) Electronics Inc.	5
21.	Indigo Books & Music	5
22.	Boutique La Vie En Rose	4
23.	Recipe Unlimited Corporation	4
24.	Adamson Systems Engineering	4
25.	La Source	4
26.	Blaisdale Montessori school	4
27.	Phoenix A.M.D. International	4
28.	Greek Tycoon Restaurant	4
29.	Kijiji Jobs	4
30.	F1Tech	4
		1 - 50 / 458 < >

## TOP HIRING SECTORS BY 2-DIGIT NAICS CODE

What sectors are hiring?



	2-DIGIT NAICS LABEL	NAICS CODE	POSTING COUNT ▼	AVG POSTING LENGTH IN DAYS	MEDIAN POSTING LENGTH IN DAYS
1.	Retail trade	44-45	2,033	17.3	14
2.	Administrative and support, waste management and remediation services	56	1,605	23.1	21
3.	Health care and social assistance	62	1,054	16.9	14
4.	Accommodation and food services	72	891	21.8	14
5.	Professional, scientific and technical services	54	627	19.1	14
6.	Educational services	61	548	10.8	7
7.	Finance and insurance	52	387	15.0	14
8.	Manufacturing	31-33	349	22.1	14
9.	Arts, entertainment and recreation	71	347	18.7	14
10.	Construction	23	328	20.4	15
11.	Transportation and warehousing	48-49	270	19.9	14
12.	Other services (except public administration)	81	258	20.0	14
13.	Real estate and rental and leasing	53	214	17.9	14
14.	Information and cultural industries	51	128	16.2	14
15.	Wholesale trade	41	127	18.1	14
16.	Public administration	91	66	19.1	21
17.	Utilities	22	42	20.8	21
18.	Agriculture, forestry, fishing and hunting	11	42	21.1	21
19.	Management of companies and enterprises	55	6	14.0	14
20.	Mining, quarrying, and oil and gas extraction	21	3	17.5	17.5

NOTE: NAICS code 56 includes Employment Agencies. Manufacturing includes codes 31-33, Retail Trade includes codes 44-45 and Transportation and Warehousing includes codes 48-49.

## TOP HIRING SECTORS BY 3-DIGIT NAICS CODE

What sectors are hiring?

	3-DIGIT NAICS LABEL	NAICS CODE	POSTING COUNT ▾	AVG POSTING LENGTH IN DAYS	MEDIAN POSTING LENGTH IN DAYS
1.	Administrative and support services	561	1,528	23.6	21
2.	Food services and drinking places	722	809	21.9	14
3.	Professional, scientific and technical services	541	627	19.1	14
4.	Educational services	611	548	10.8	7
5.	Ambulatory health care services	621	506	17.3	14
6.	Food and beverage stores	445	433	17.7	14
7.	Nursing and residential care facilities	623	407	16.2	14
8.	Amusement, gambling and recreation industries	713	340	18.6	14
9.	Clothing and clothing accessories stores	448	335	17.9	14
10.	General merchandise stores	452	334	13.7	14
11.	Health and personal care stores	446	241	17.2	14
12.	Credit intermediation and related activities	522	228	12.3	14
13.	Motor vehicle and parts dealers	441	182	19.8	16
14.	Specialty trade contractors	238	170	22.6	21
15.	Truck transportation	484	138	19.3	15
16.	Furniture and home furnishings stores	442	129	16.8	14
17.	Insurance carriers and related activities	524	127	14.7	14
18.	Personal and laundry services	812	121	16.4	14
19.	Social assistance	624	120	17.5	14
20.	Construction of buildings	236	118	18.0	15
21.	Telecommunications	517	111	16.0	14
22.	Repair and maintenance	811	111	23.3	15
23.	Miscellaneous store retailers	453	105	22.5	14
24.	Transportation equipment manufacturing	336	103	13.3	14
25.	Building material and garden equipment and supplies dealers	444	95	13.3	14
26.	Real estate	531	93	16.8	14
27.	Rental and leasing services	532	92	19.7	14
28.	Sporting goods, hobby, book and music stores	451	88	19.1	21
29.	Accommodation services	721	80	20.7	14
30.	Waste management and remediation services	562	77	16.4	14
31.	Food manufacturing	311	55	19.4	14



## TOP HIRING SECTORS BY 4-DIGIT NAICS CODE

What sectors are hiring?

	4-DIGIT NAICS LABEL	NAICS CODE	POSTING COUNT ▾	AVG POSTING LENGTH IN DAYS	MEDIAN POSTING LENGTH IN DAYS
1.	Employment services	5613	1,065	26.1	21
2.	Full-service restaurants and limited-service eating places	7225	727	21.7	14
3.	Grocery stores	4451	415	17.6	14
4.	Elementary and secondary schools	6111	375	6.1	5
5.	Community care facilities for the elderly	6233	334	15.0	14
6.	Clothing stores	4481	302	18.3	14
7.	Health and personal care stores	4461	241	17.2	14
8.	Architectural, engineering and related services	5413	234	17.6	14
9.	Department stores	4521	222	12.1	14
10.	Other amusement and recreation industries	7139	209	15.8	14
11.	Services to buildings and dwellings	5617	198	18.1	14
12.	Management, scientific and technical consulting services	5416	162	23.3	21
13.	Depository credit intermediation	5221	152	12.2	14
14.	Home health care services	6216	133	18.1	14
15.	General freight trucking	4841	133	19.4	18
16.	Investigation and security services	5616	131	30.4	14.5
17.	Gambling industries	7132	124	24.7	31
18.	Offices of other health practitioners	6213	122	13.7	14
19.	Agencies, brokerages and other insurance related activities	5242	119	14.9	14
20.	Automobile dealers	4411	117	18.6	14
21.	Other general merchandise stores	4529	112	16.7	14
22.	Wired and wireless telecommunications carriers(except satellite)	5173	109	16.0	14
23.	Offices of dentists	6212	99	18.8	21
24.	Furniture stores	4421	92	16.6	14
25.	Advertising, public relations, and related services	5418	90	17.1	14
26.	Building material and supplies dealers	4441	89	13.3	14
27.	Personal care services	8121	87	16.9	14
28.	Other support services	5619	83	11.9	14
29.	Building equipment contractors	2382	82	23.0	21
30.	Special food services	7223	82	23.0	21
31.	Out-patient care centres	6214	81	18.4	21

## TOP HIRING SECTORS BY 5-DIGIT NAICS CODE

What sectors are hiring?

	5-DIGIT NAICS LABEL	NAICS CODE	POSTING COUNT ▾	AVG POSTING LENGTH IN DAYS	MEDIAN POSTING LENGTH IN DAYS
1.	Employment placement agencies and executive search services	56131	1,046	26.3	21
2.	Full-service restaurants and limited-service eating places	72251	727	21.7	14
3.	Supermarkets and other grocery (except convenience) stores	44511	401	17.1	14
4.	Elementary and secondary schools	61111	375	6.1	5
5.	Community care facilities for the elderly	62331	334	15.0	14
6.	Engineering services	54133	230	17.6	14
7.	Department stores	45211	222	12.1	14
8.	Banking	52211	145	12.3	14
9.	Home health care services	62161	133	18.1	14
10.	Other gambling industries	71329	123	24.7	31
11.	Investigation, guard and armoured car services	56161	120	33.9	15
12.	Fitness and recreational sports centres	71394	120	16.1	14
13.	Insurance agencies and brokerages	52421	113	14.6	14
14.	All other general merchandise stores	45299	112	16.7	14
15.	Wired and wireless telecommunications carriers (except satellite)	51731	109	16.0	14
16.	Pharmacies and drug stores	44611	106	16.9	14
17.	Women's clothing stores	44812	104	17.1	14
18.	Offices of dentists	62121	99	18.8	21
19.	Janitorial services	56172	93	19.4	14
20.	Furniture stores	44211	92	16.6	14
21.	General freight trucking, local	48411	83	20.4	21
22.	Other scientific and technical consulting services	54169	82	25.4	22
23.	Management consulting services	54161	80	20.4	21
24.	Automobile and light-duty motor vehicle manufacturing	33611	79	13.2	14
25.	Offices of physical, occupational, and speech therapists and audiologists	62134	79	12.3	14
26.	New car dealers	44111	79	18.9	21
27.	Hardware stores	44413	78	13.3	14
28.	Landscaping services	56173	78	16.1	14
29.	Residential building construction	23611	75	18.3	18
30.	Children's and infants' clothing stores	44813	73	18.6	14
31.	Family clothing stores	44814	72	16.6	14

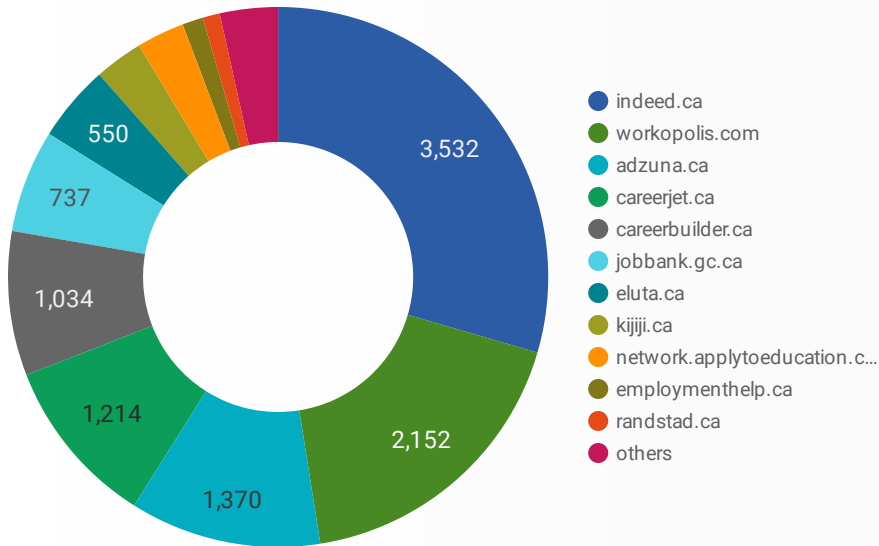
## TOP HIRING SECTORS BY 6-DIGIT NAICS CODE

What sectors are hiring?

	6-DIGIT NAICS LABEL	NAICS CODE	POSTING COUNT ▼	AVG POSTING LENGTH IN DAYS	MEDIAN POSTING LENGTH IN DAYS
1.	Employment placement agencies and executive search services	561310	1,046	26.3	21
2.	Supermarkets and other grocery (except convenience) stores	445110	401	17.1	14
3.	Elementary and secondary schools	611110	375	6.1	5
4.	Limited-service eating places	722512	371	22.0	14
5.	Full-service restaurants	722511	356	21.5	14
6.	Community care facilities for the elderly	623310	334	15.0	14
7.	Engineering services	541330	230	17.6	14
8.	Department stores	452110	222	12.1	14
9.	Personal and commercial banking industry	522111	135	12.5	14
10.	Home health care services	621610	133	18.1	14
11.	All other gambling industries	713299	123	24.7	31
12.	Fitness and recreational sports centres	713940	120	16.1	14
13.	Security guard and patrol services	561612	120	33.9	15
14.	Insurance agencies and brokerages	524210	113	14.6	14
15.	Wired and wireless telecommunications carriers (except satellite)	517310	109	16.0	14
16.	Pharmacies and drug stores	446110	106	16.9	14
17.	Women's clothing stores	448120	104	17.1	14
18.	Offices of dentists	621210	99	18.8	21
19.	Furniture stores	442110	92	16.6	14
20.	Janitorial services (except window cleaning)	561722	91	19.4	14
21.	General freight trucking, local	484110	83	20.4	21
22.	Other scientific and technical consulting services	541690	82	25.4	22
23.	Automobile and light-duty motor vehicle manufacturing	336110	79	13.2	14
24.	New car dealers	441110	79	18.9	21
25.	Offices of physical, occupational, and speech therapists and audiologists	621340	79	12.3	14
26.	Hardware stores	444130	78	13.3	14
27.	Landscaping services	561730	78	16.1	14
28.	Residential building construction	236110	75	18.3	18
29.	Children's and infants' clothing stores	448130	73	18.6	14
30.	Family clothing stores	448140	72	16.6	14

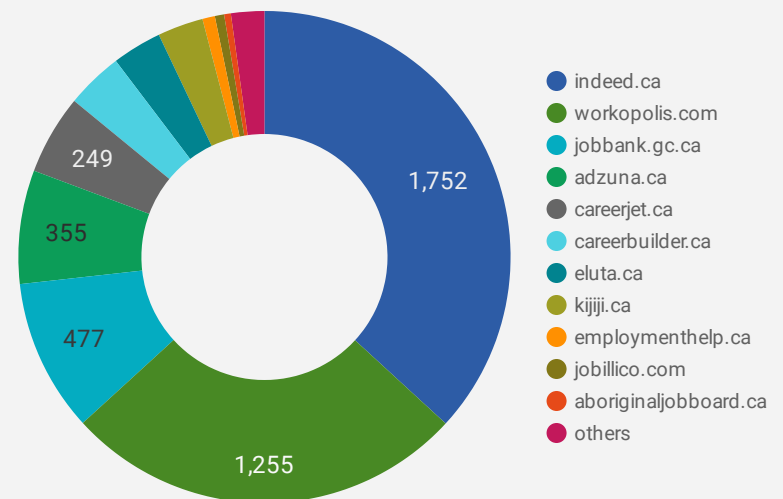
## JOB POSTINGS BY JOB BOARD

What share of unique job postings appear on each job board?



## COMPANIES BY JOB BOARD

What share of unique job postings appear on each job board?



## JOB POSTING DETAILS BY JOB BOARD

How does job posting activity differ by job board?

	JOB BOARD	POSTING COUNT ▾	AVG POSTING LENGTH IN DAYS	MEDIAN POSTING LENGTH IN DAYS	# OF COMPANIES
1.	indeed.ca	3,532	21.0	21	1,752
2.	workopolis.com	2,152	14.0	14	1,255
3.	adzuna.ca	1,370	14.0	14	355
4.	careerjet.ca	1,214	24.8	35	249
5.	careerbuilder.ca	1,034	8.9	8	178
6.	jobbank.gc.ca	737	42.9	29	477
7.	eluta.ca	550	21.0	21	155
8.	kijiji.ca	347	15.0	15	143
9.	network.applytoeducation.com	343	3.9	3	5
10.	employmenthelp.ca	149	118.2	117	39
11.	randstad.ca	123	24.1	21	1
12.	careerarc.com	101	57.0	48	17
13.	jobillico.com	94	20.9	15	29
14.	localwork.ca	32	29.9	30	20
15.	rncareers.ca	32	32.8	28	17
16.	aboriginaljobboard.ca	31	80.1	76	21
17.	agilec.ca	20	99.8	107	7