

JOB DEMAND REPORT

AUGUST 2022

HIGHLIGHTS

JOB POSTINGS BY THE NUMBERS

POSTING COUNT	NEW THIS MONTH	COMPANIES	JOB BOARDS
11,937	7,780	3,560	33

OF DAYS POSTED

AVERAGE	MEDIAN
22.6	14

REPORT BUILDER

The default filter selection below will show all job demand data for the month. You can use the filters to create a customized report for the purpose of understanding a subset of the data.

OCCUPATION FILTERS

SKILL TYPE NAME / 1-DIGIT NOC	▼
MAJOR GROUP / 2-DIGIT NOC	▼
MINOR GROUP / 3-DIGIT NOC	▼
UNIT GROUP / 4-DIGIT NOC	▼
SKILL LEVEL	▼
JOB TYPE	▼
JOB DURATION	▼
ADDITIONAL LANGUAGE	▼
SPECIFIC JOB TAGS	▼

INDUSTRY/SECTOR FILTERS

HIRING SECTOR BY 2-DIGIT NAICS CODE	▼
HIRING SECTOR BY 3-DIGIT NAICS CODE	▼
HIRING SECTOR BY 4-DIGIT NAICS CODE	▼
HIRING SECTOR BY 5-DIGIT NAICS CODE	▼
HIRING SECTOR BY 6-DIGIT NAICS CODE	▼

OTHER FILTERS

MUNICIPALITY	▼
JOB BOARD	▼

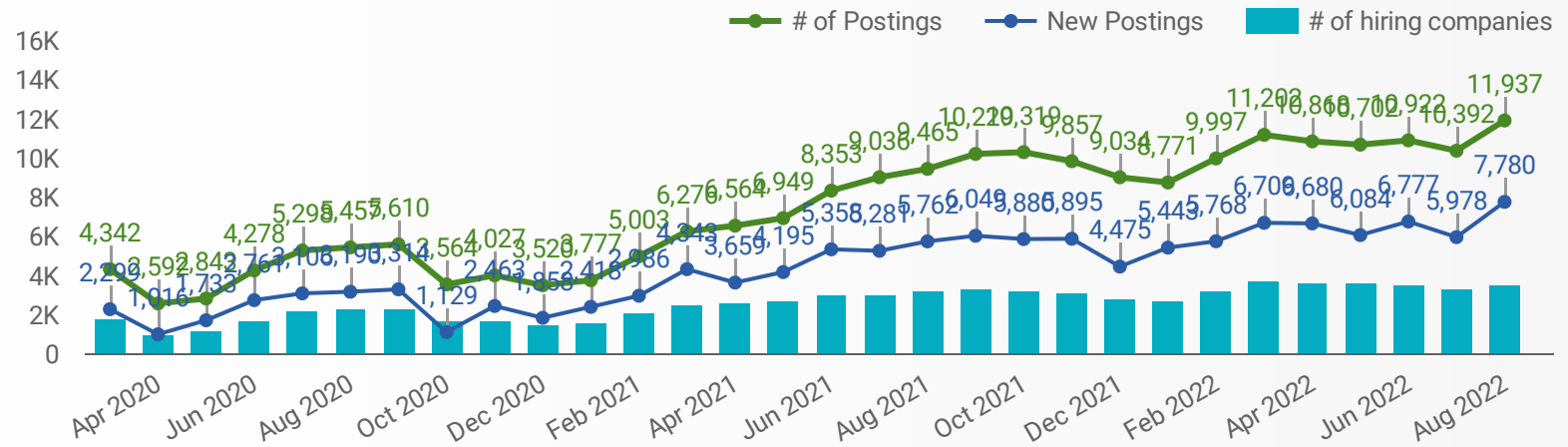
NOC = National Occupation Classification | NAICS = North American Industry Classification System

Source:

Job posting data collected by Durham Workforce Authority from job boards and employer websites who recruit candidates in Durham Region.

JOB POSTINGS BY MONTH FOR DURHAM REGION

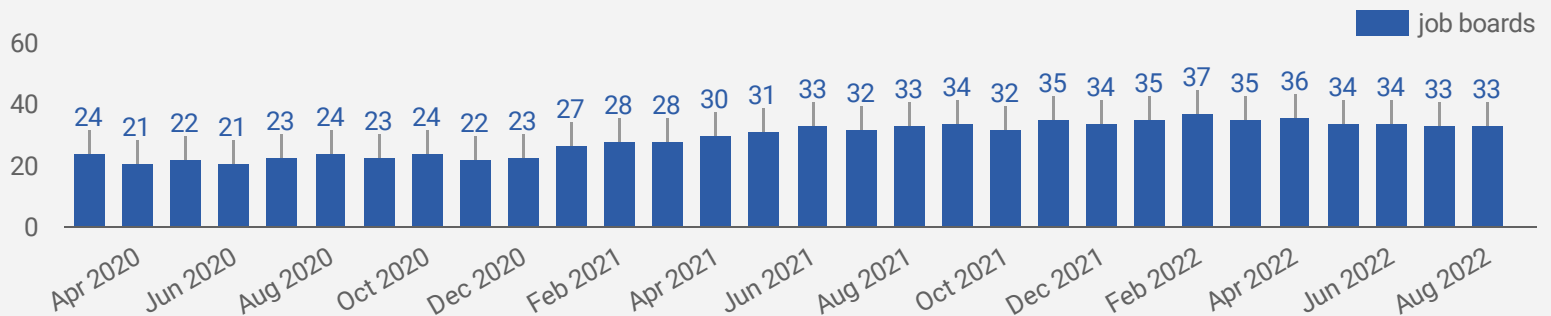
How many job postings were active for at least 1 day this month?



NOTE: This graph cannot be filtered using the controls on the cover page

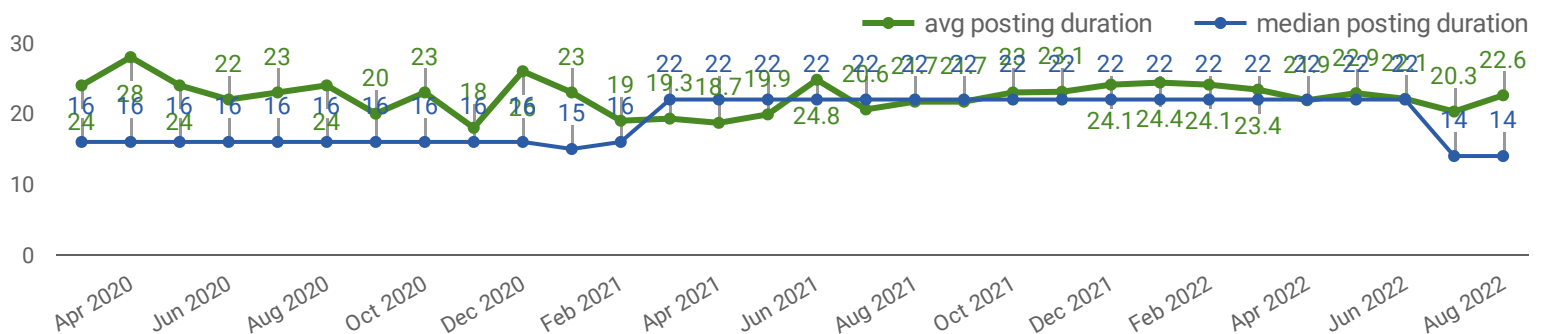
NUMBER OF ACTIVE JOB BOARDS

How many job postings were active for at least 1 day this month on these job boards?




AVG & MEDIAN POSTING LENGTH BY DAYS

How long are employers having to recruit for to find candidates to fill their job vacancies?



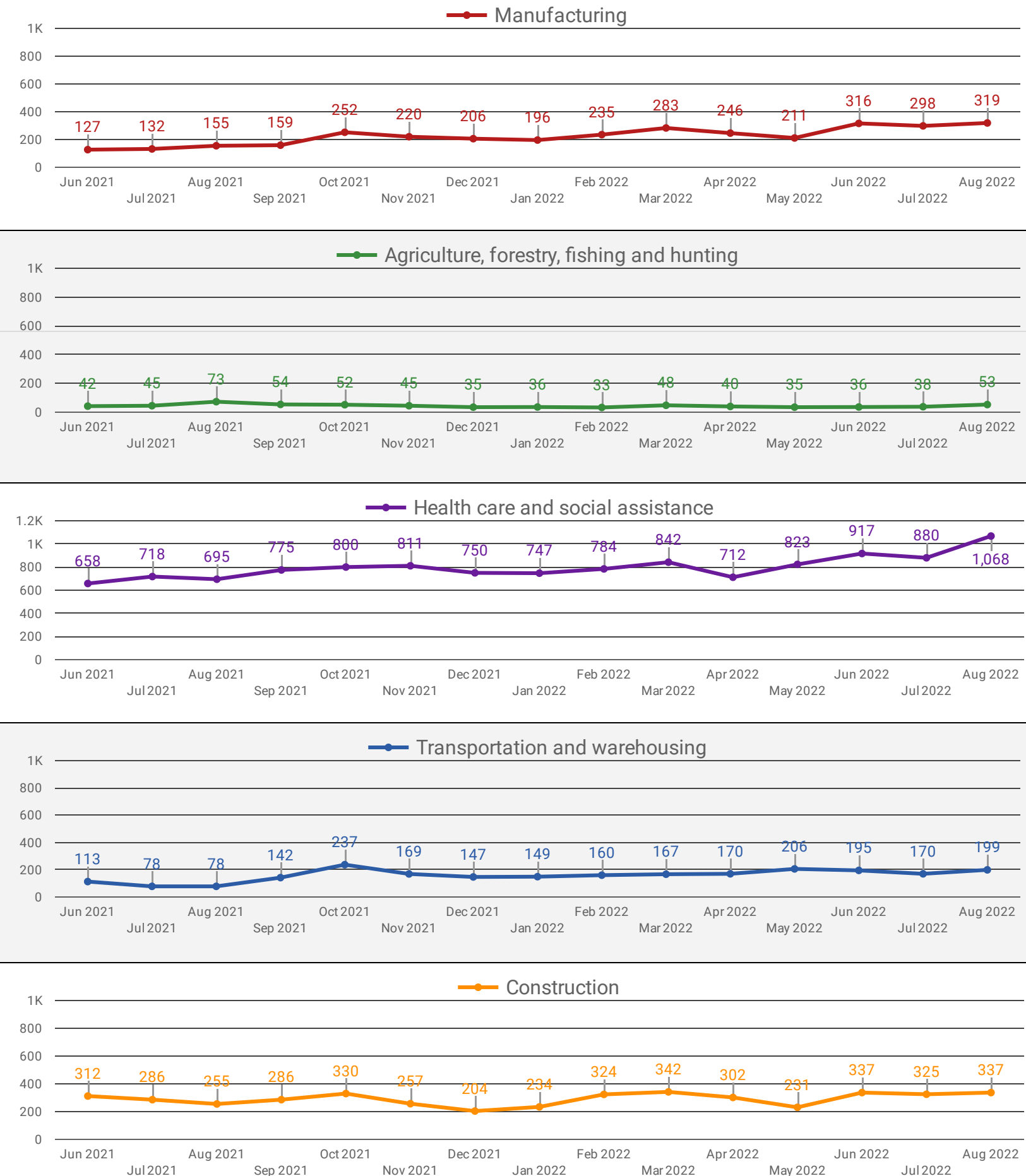
POST DATE TIMELINE FOR THIS MONTH'S ACTIVE JOB POSTINGS

How many job postings were active for at least 1 day this month?



DEMAND BY KEY SECTOR (DURHAM REGION)

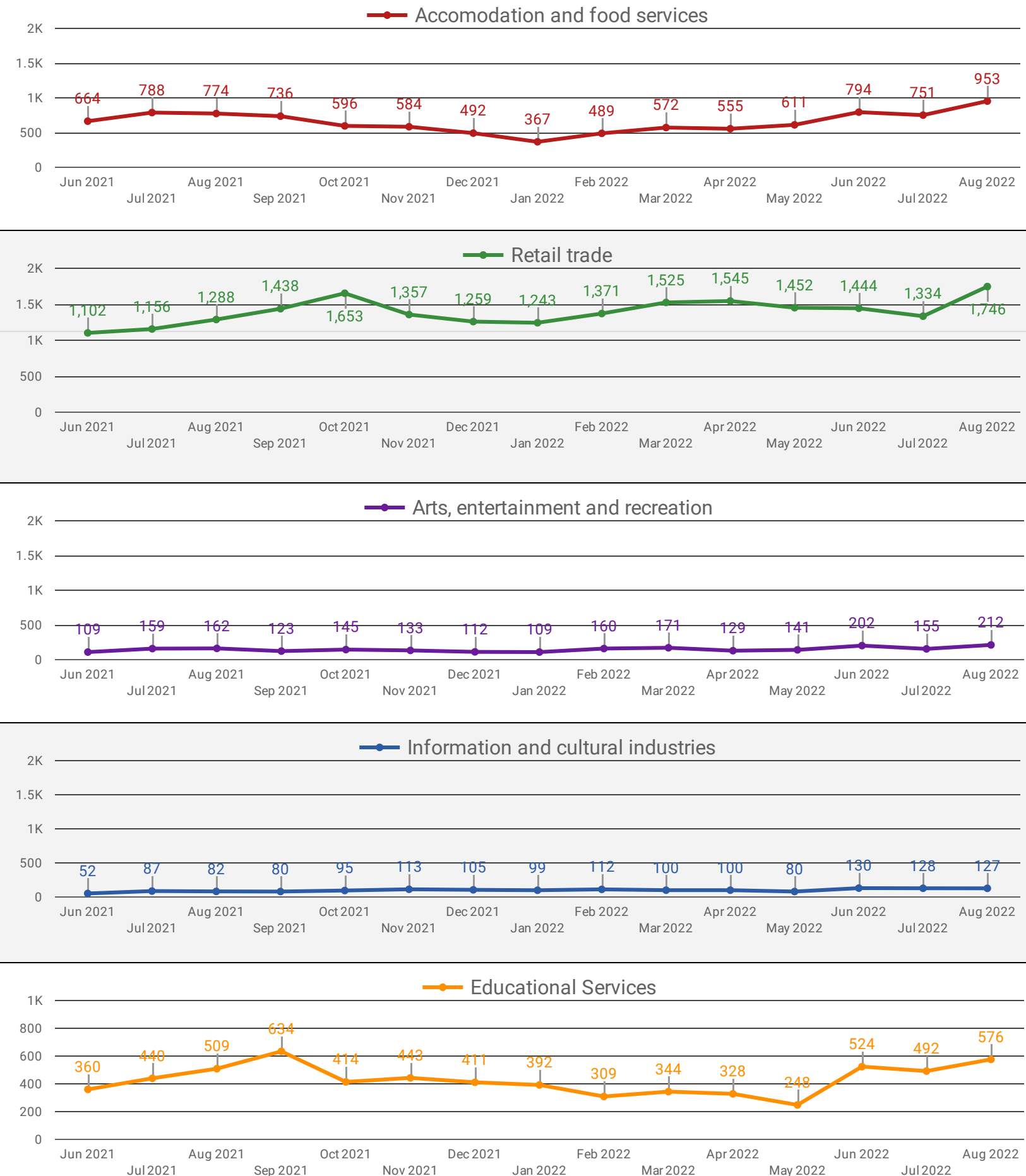
How many job postings were active for at least 1 day this month by sector?



NOTE: This graph cannot be filtered using the controls on the cover page

DEMAND BY IMPACTED SECTOR (DURHAM REGION)

How many job postings were active for at least 1 day this month by sector?

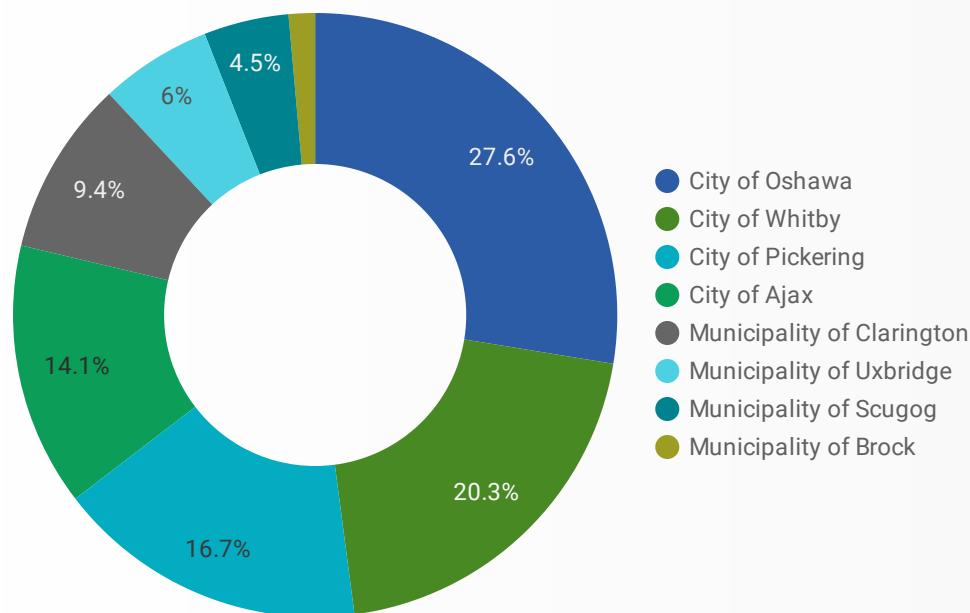


NOTE: This graph cannot be filtered using the controls on the cover page

JOB POSTINGS BY MUNICIPALITY

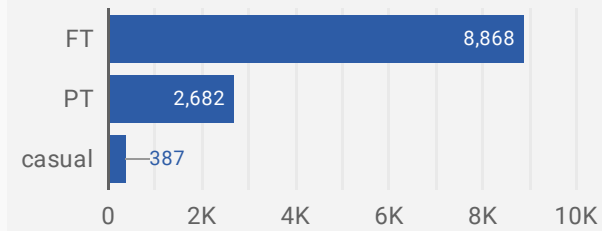
How many job postings were active for at least 1 day this month?

	MUNICIPALITY	POSTING COUNT	AVG POSTING LENGTH IN DAYS	MEDIAN POSTING LENGTH IN DAYS
1.	City of Oshawa	3,263	21.5	14
2.	City of Whitby	2,406	20.3	14
3.	City of Pickering	1,972	22.6	14
4.	City of Ajax	1,669	21.9	14
5.	Municipality of Clarington	1,108	28.0	14
6.	Municipality of Uxbridge	707	20.6	14
7.	Municipality of Scugog	538	23.2	14
8.	Municipality of Brock	167	29.6	14



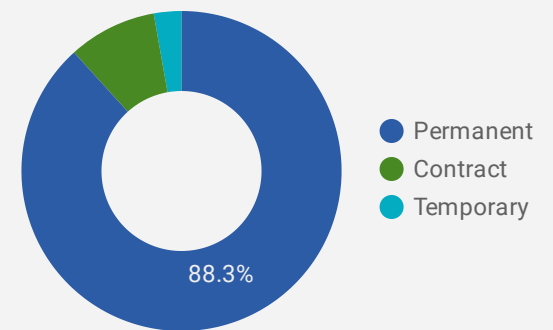
JOB TYPE

Full-time vs Part-time



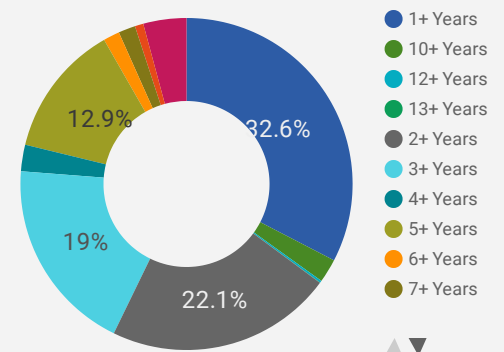
JOB DURATION

Permanency of jobs posted



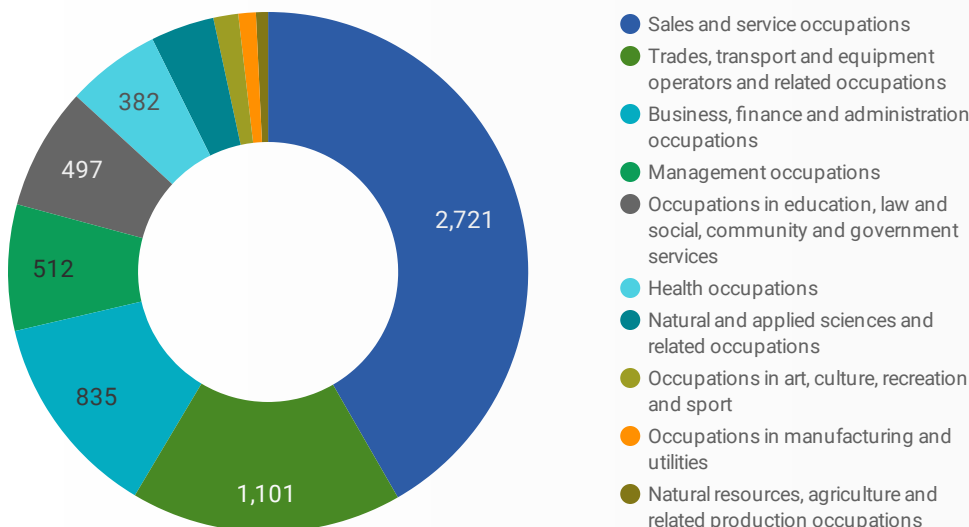
JOB EXPERIENCE LEVEL

Job Postings by Years of Experience Required



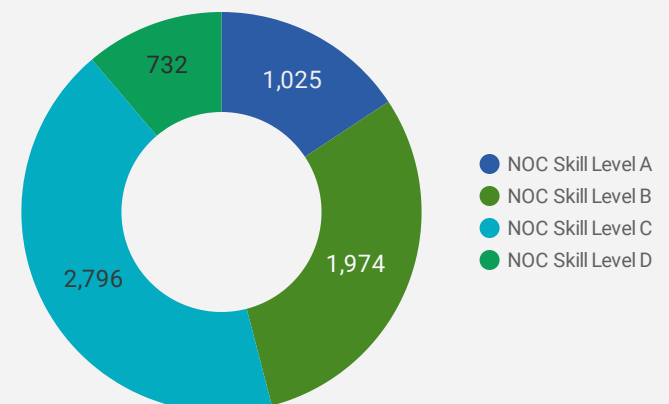
JOB POSTINGS BY JOB CATEGORY

What broad occupational category is being recruited?



JOB POSTINGS BY SKILL LEVEL

What education do occupations typically require?



Skill Level A = Usually University education | Skill Level B = Usually College education or Apprenticeship training | Skill Level C = Usually Secondary education or occupation-specific training | Skill Level D = Usually on-the-job training

TOP HIRING EMPLOYERS & AGENCIES

Who is hiring?

	COMPANY	MUNICIPALITY	POSTINGS COUNT ▾	AVG POSTING LENGTH IN DAYS	MEDIAN POSTING LENGTH IN DAYS
1.	Durham District School Board	City of Oshawa	78	null	null
2.	Ontario Tech University	City of Oshawa	69	22.5	22
3.	Durham Region Unemployed Help Centre	City of Oshawa	54	33.0	38
4.	Durham District School Board	City of Ajax	53	49.0	49
5.	Durham District School Board	City of Whitby	51	26.0	29
6.	Durham College	City of Oshawa	48	23.4	21
7.	Thermo Fisher Scientific	City of Whitby	47	16.1	14
8.	Thermo Fisher Scientific, Inc.	City of Whitby	47	14.0	14
9.	Ontario Shores Centre for Mental Health Services	City of Whitby	43	21.0	21
10.	Durham Region Unemployed Help Centre	null	42	37.4	38
11.	Randstad	Municipality of Scugog	41	18.8	21
12.	6 Management Inc.	City of Pickering	40	14.0	14
13.	Lakeridge Health	City of Oshawa	38	18.7	21
14.	General Motors	City of Oshawa	37	15.3	14
15.	Southbridge Care Homes	City of Pickering	35	16.9	14
16.	Great Canadian	City of Pickering	34	null	null
17.	Durham College of Applied Arts and Technology	City of Oshawa	34	21.0	21
18.	AECOM	City of Whitby	33	14.0	14
19.	Great Canadian Gaming Corporation	City of Pickering	33	24.8	31
20.	Randstad	City of Oshawa	33	17.8	21
21.	SNC-Lavalin	Municipality of Clarington	32	15.8	14
22.	Lowe's	City of Whitby	32	13.3	14
23.	Employmenthelp	Municipality of Uxbridge	31	47.2	48
24.	Durham District School Board	City of Pickering	29	null	null
25.	Intact	City of Ajax	29	18.0	21
26.	Great Canadian Gaming Corporation	Municipality of Scugog	29	20.6	20
27.	Municipality of Clarington	Municipality of Clarington	28	13.7	13
28.	Durham Region Unemployed Help Centre	City of Pickering	27	34.3	38
29.	H&M	City of Ajax	27	22.0	25

TOP HOURLY WAGES IN JOB POSTINGS

What are employers willing to pay to find the perfect candidate?

of Minimum Wage Job Postings
251

	JOB TITLE	COMPANY	LOCATION	HOURLY WAGE ▾
1.	Data Entry Position Work From Home - Part-Time Focus Group Participants	FocusGroupJobs	Municipality of Clarington	250 
2.	Optometrist	Ajax Health Clinic	City of Ajax	120 
3.	Driver, School Bus	Century Transportation Ltd.	Municipality of Scugog	100 
4.	Psychotherapist	Vanessa Robson Therapy	City of Whitby	100 
5.	Chiropodist	Qureshy Footcare Clinic	City of Oshawa	80 
6.	Rmt (registered Massage Therapist)	Thermea spa village Whitby inc.	City of Whitby	77 
7.	Board Certified Behaviour Analyst (bcba)	Positive Behavior Supports Corporation	null	70 
8.	Electrician, Industrial	Vickery Electric Contracting Limited	City of Whitby	70 
9.	Electrician, Shipyard	Vickery Electric Contracting Limited	City of Whitby	70 
10.	Massage Therapist â€” Independent Contractor	Durham Region Unemployed Help Centre	City of Whitby	70 
11.	Board Certified Behaviour Analyst - Bcba	Positive Behavior Supports Corporation	City of Whitby	70 
				1 - 100 / 2409 < >

TOP SALARIES IN JOB POSTINGS

What are employers willing to pay to find the perfect candidate?

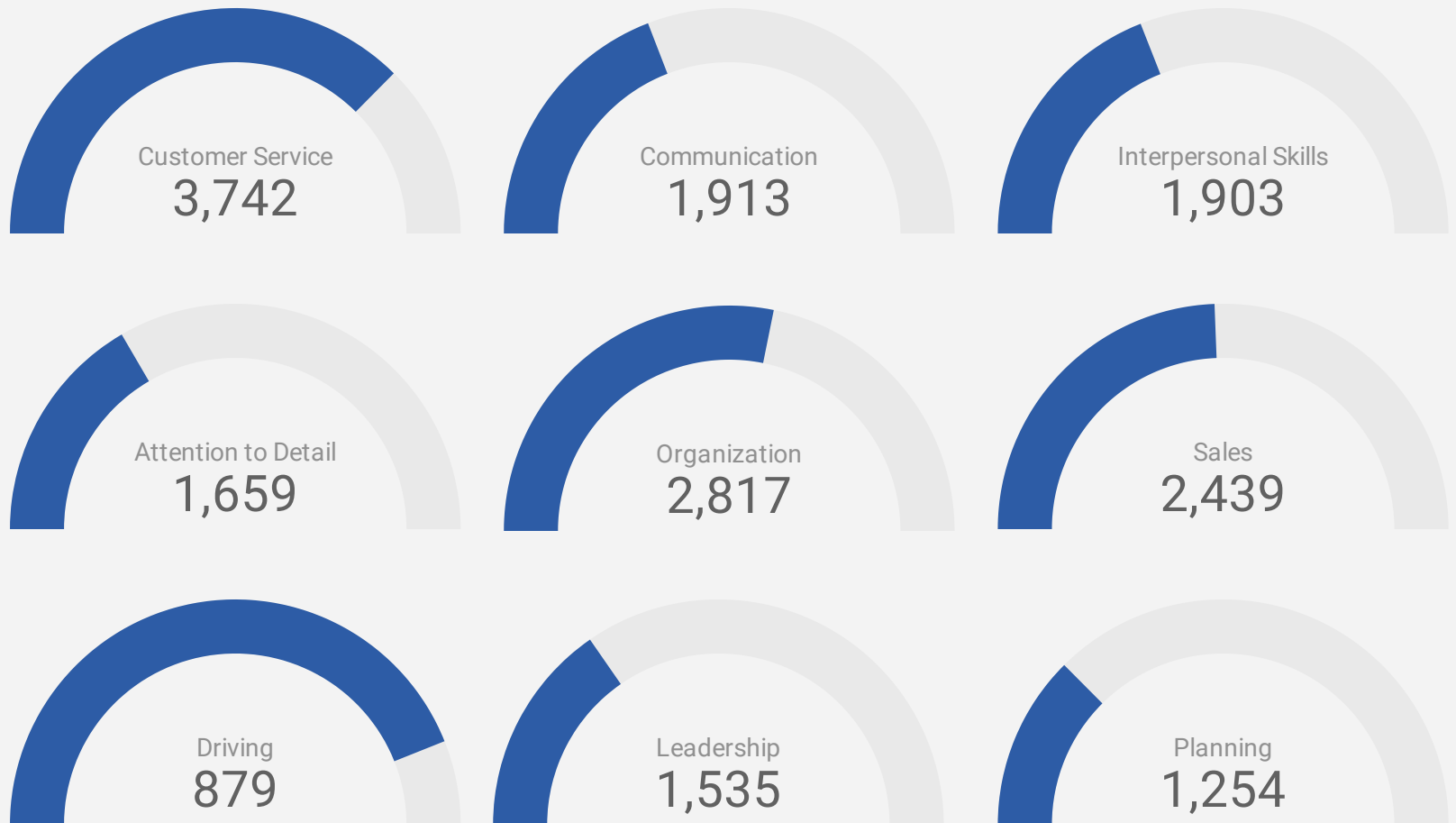
	JOB TITLE	COMPANY	LOCATION	ANNUAL SALARY ▾
1.	Associate Dentist	DentalZen	City of Whitby	313,598 
2.	Dental Associate	Dental Office Port Perry	Municipality of Scugog	301,613 
3.	Compounding Team Assistant	Aved	City of Oshawa	210,000 
4.	Insurance Account Executive	Distinct Insurance	City of Whitby	200,000 
5.	Sales Representative/ Credit Analysts	Approved Autoloans + Leasing	City of Whitby	200,000 
6.	Site Superintendent	Reliance Impact	City of Whitby	170,000 
7.	Principal Engineer, Web Commerce (Nike.com) (Open to remote work, except the following locations: SD, VT, and WV)	Nike	Municipality of Brock	163,000 
8.	Head Of Production - Pouches Job	Adzuna	City of Pickering	160,000 
9.	Pilot	Omachron Science Inc	Municipality of Clarington	160,000 
10.	Supervisor Packaging - Food	T.I.P Labs Inc	City of Pickering	160,000 
				1 - 100 / 4016 < >

TOP IN-DEMAND SKILLS

How many times were these skills found in job postings?

ACTIVE JOB POSTINGS THIS MONTH

11,937

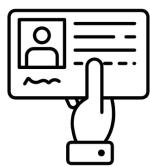


KEY JOB REQUIREMENTS

How often are these requirements desired in job postings?

ACTIVE JOB POSTINGS THIS MONTH

11,937



Driver's License
1,998



First Aid
644



Regular Access to a Vehicle
393



Criminal Record Check
575



Microsoft Office
802



Food Safety
445

TOP OCCUPATIONS BY SKILL, FREQUENCY & DURATION

What jobs are in-demand and/or hard to fill?

	4 DIGIT NOC	4 DIGIT NOC NAME	SKILL LEVEL	POSTING COUNT ▾	AVG POSTING LENGTH IN DAYS	MEDIAN POSTING LENGTH IN DAYS
1.	6421	Retail salespersons	NOC Skill Level C	611	19.9	14
2.	6322	Cooks	NOC Skill Level B	374	25.7	14
3.	7452	Material handlers	NOC Skill Level C	285	18.7	15
4.	6552	Other customer and information services representatives	NOC Skill Level C	275	23.7	14
5.	0621	Retail and wholesale trade managers	NOC Skill Level A	248	18.5	14
6.	4412	Home support workers housekeepers and related occupations	NOC Skill Level C	234	25.0	14
7.	6513	Food and beverage servers	NOC Skill Level C	197	20.6	14
8.	7511	Transport truck drivers	NOC Skill Level C	162	19.1	14
9.	6611	Cashiers	NOC Skill Level D	145	20.8	14
10.	1414	Receptionists	NOC Skill Level C	145	20.9	14
11.	6711	Food counter attendants kitchen helpers and related support occupations	NOC Skill Level D	144	23.1	14
12.	6731	Light duty cleaners	NOC Skill Level D	131	22.1	14
13.	1241	Administrative assistants	NOC Skill Level B	112	19.5	14
14.	7514	Delivery and courier service drivers	NOC Skill Level C	99	16.0	14
15.	1114	Other financial officers	NOC Skill Level A	94	17.8	14
16.	6622	Store shelf stockers clerks and order fillers	NOC Skill Level D	85	17.5	14
17.	6541	Security guards and related security service occupations	NOC Skill Level C	84	28.0	14
18.	6311	Food service supervisors	NOC Skill Level B	75	60.0	21
19.	6512	Bartenders	NOC Skill Level C	66	18.0	14
20.	6222	Retail and wholesale buyers	NOC Skill Level B	66	19.7	14
21.	4212	Social and community service workers	NOC Skill Level B	61	17.2	14
22.	3219	Other medical technologists and technicians (except dental health)	NOC Skill Level B	59	18.6	21
23.	3411	Dental assistants	NOC Skill Level C	57	18.3	14.5
24.	6733	Janitors caretakers and building superintendents	NOC Skill Level D	55	46.6	15
25.	1521	Shippers and receivers	NOC Skill Level C	54	21.5	14
26.	4214	Early childhood educators and assistants	NOC Skill Level B	52	32.8	22
27.	0631	Restaurant and food service managers	NOC Skill Level A	51	35.6	21
28.	7611	Construction trades helpers and labourers	NOC Skill Level D	49	49.3	18
29.	6321	Chefs	NOC Skill Level B	48	19.2	21

JOB POSTINGS BY 3-DIGIT NATIONAL OCCUPATION CLASSIFICATION

What jobs are hard to fill and/or in-demand?

	3 DIGIT NOC	3 DIGIT NOC NAME	SKILL LEVEL	POSTING COUNT ▼	AVG POSTING LENGTH IN DAYS	MEDIAN POSTING LENGTH IN DAYS
1.	642	Retail salespersons	NOC Skill Level C	611	19.9	14
2.	632	Chefs and cooks	NOC Skill Level B	422	25.0	14
3.	751	Motor vehicle and transit drivers	NOC Skill Level C	305	19.4	14
4.	651	Occupations in food and beverage service	NOC Skill Level C	297	20.4	14
5.	745	Longshore workers and material handlers	NOC Skill Level C	285	18.7	15
6.	655	Customer and information services representatives	NOC Skill Level C	277	23.6	14
7.	062	Retail and wholesale trade managers	NOC Skill Level A	248	18.5	14
8.	441	Home care providers and educational support occupations	NOC Skill Level C	244	25.3	14
9.	673	Cleaners	NOC Skill Level D	224	27.3	14
10.	141	General office workers	NOC Skill Level C	189	19.7	14
11.	421	Paraprofessional occupations in legal, social, community and education services	NOC Skill Level B	161	23.8	14
12.	661	Cashiers	NOC Skill Level D	145	20.8	14
13.	671	Food counter attendants, kitchen helpers and related support occupations	NOC Skill Level D	144	23.1	14
14.	124	Office administrative assistants - general, legal and medical	NOC Skill Level B	124	19.4	14
15.	111	Auditors, accountants and investment professionals	NOC Skill Level A	121	18.3	14
16.	152	Supply chain logistics, tracking and scheduling co-ordination occupations	NOC Skill Level C	119	22.5	14.5
17.	341	Assisting occupations in support of health services	NOC Skill Level C	107	17.1	14
18.	662	Other sales support and related occupations	NOC Skill Level D	103	17.7	14
19.	631	Service supervisors	NOC Skill Level B	97	52.1	21
20.	654	Security guards and related security service occupations	NOC Skill Level C	84	28.0	14
21.	122	Administrative and regulatory occupations	NOC Skill Level B	76	28.1	21
22.	723	Machining, metal forming, shaping and erecting trades	NOC Skill Level B	75	26.0	21
23.	321	Medical technologists and technicians (except dental health)	NOC Skill Level B	75	22.9	21
24.	622	Technical sales specialists in wholesale trade and retail and wholesale buyers	NOC Skill Level B	71	19.5	14
25.	633	Butchers and bakers	NOC Skill Level B	61	18.3	14
26.	131	Finance, insurance and related business administrative occupations	NOC Skill Level B	57	40.9	21
27.	732	Automotive service technicians	NOC Skill Level B	56	51.5	36.5
28.	623	Insurance, real estate and financial sales occupations	NOC Skill Level B	56	17.7	14
29.	731	Machinery and transportation equipment mechanics (except motor)	NOC Skill Level B	56	23.2	14

JOB POSTINGS BY 2-DIGIT NATIONAL OCCUPATION CLASSIFICATION

What jobs are hard to fill and/or in-demand?

	2 DIGIT NOC	2 DIGIT NOC NAME	SKILL LEVEL	POSTING COUNT ▼	AVG POSTING LENGTH IN DAYS	MEDIAN POSTING LENGTH IN DAYS
1.	65	Service representatives and other customer and personal services occupations	NOC Skill Level C	714	22.7	14
2.	64	Sales representatives and salespersons - wholesale and retail trade	NOC Skill Level C	614	19.9	14
3.	63	Service supervisors and specialized service occupations	NOC Skill Level B	604	27.7	14
4.	67	Service support and other service occupations, n.e.c.	NOC Skill Level D	383	25.2	14
5.	75	Transport and heavy equipment operation and related maintenance occupations	NOC Skill Level C	360	19.3	14
6.	06	Middle management occupations in retail and wholesale trade and customer services	NOC Skill Level A	328	21.0	14
7.	74	Other installers, repairers and servicers and material handlers	NOC Skill Level C	312	21.2	15
8.	14	Office support occupations	NOC Skill Level C	261	19.9	14
9.	72	Industrial, electrical and construction trades	NOC Skill Level B	249	27.9	21
10.	66	Sales support occupations	NOC Skill Level D	248	19.5	14
11.	44	Care providers and educational, legal and public protection support occupations	NOC Skill Level C	247	25.3	14
12.	12	Administrative and financial supervisors and administrative occupations	NOC Skill Level B	241	23.5	16
13.	42	Paraprofessional occupations in legal, social, community and education services	NOC Skill Level B	161	23.8	14
14.	62	Retail sales supervisors and specialized sales occupations	NOC Skill Level B	158	24.0	21
15.	11	Professional occupations in business and finance	NOC Skill Level A	145	18.0	14
16.	32	Technical occupations in health	NOC Skill Level B	142	20.2	14
17.	22	Technical occupations related to natural and applied sciences	NOC Skill Level B	140	20.6	21
18.	15	Distribution, tracking and scheduling co-ordination occupations	NOC Skill Level C	131	22.7	15
19.	31	Professional occupations in health (except nursing)	NOC Skill Level A	126	18.7	15
20.	73	Maintenance and equipment operation trades	NOC Skill Level B	125	35.7	21
21.	21	Professional occupations in natural and applied sciences	NOC Skill Level A	118	23.5	21
22.	34	Assisting occupations in support of health services	NOC Skill Level C	107	17.1	14
23.	01	Senior managers - construction, transportation, production and utilities	NOC Skill Level A	88	27.7	21
24.	41	Professional occupations in law and social, community and government services	NOC Skill Level A	81	18.0	14.5
25.	52	Technical occupations in art, culture, recreation and sport	NOC Skill Level B	71	25.3	21
26.	13	Finance, insurance and related business administrative occupations	NOC Skill Level B	57	40.9	21
27.	76	Trades helpers, construction labourers and related occupations	NOC Skill Level D	55	47.5	15
					1 - 45 / 45	< >

MULTILINGUAL JOB POSTINGS BY THE NUMBERS

ACTIVE POSTINGS
879

NEW POSTINGS
0

COMPANIES
492

LANGUAGES
10

OF DAYS POSTED

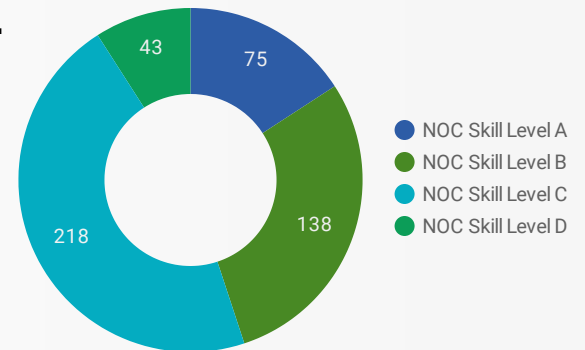
AVERAGE
19.4

MEDIAN
14

MULTILINGUAL JOB POSTINGS BY SKILL LEVEL

What language skills are employers looking for by occupational skill level?

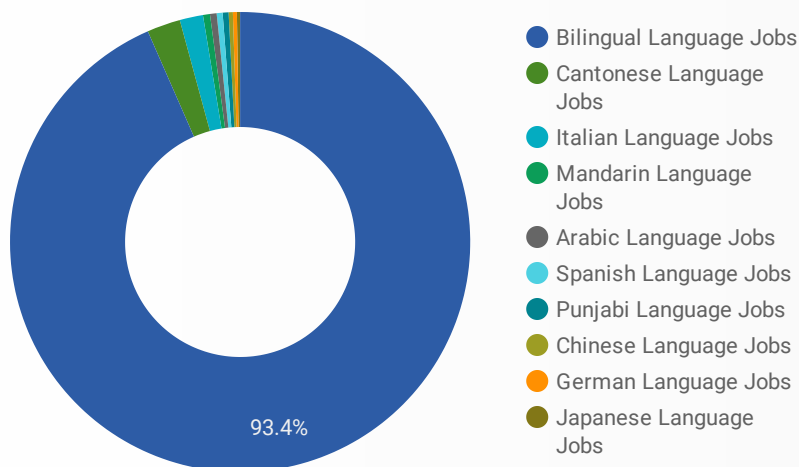
- 75** Skill Level A - Management/ Professional Occupations usually requiring University
- 138** Skill Level B - Usually college education or apprenticeship training
- 218** Skill Level C - Usually secondary education or occupation-specific training
- 43** Skill Level D - Usually on-the-job training



LANGUAGES	NOC Skill Level A	NOC Skill Level B	NOC Skill Level C	NOC Skill Level D
Bilingual Lan...	68	127	186	40
Cantonese La...	2	1	23	
Italian Langu...	2	7	6	1
Mandarin Lan...		1	3	
German Lang...	1	2		
Chinese Lang...	2			
Punjabi Lang...				1

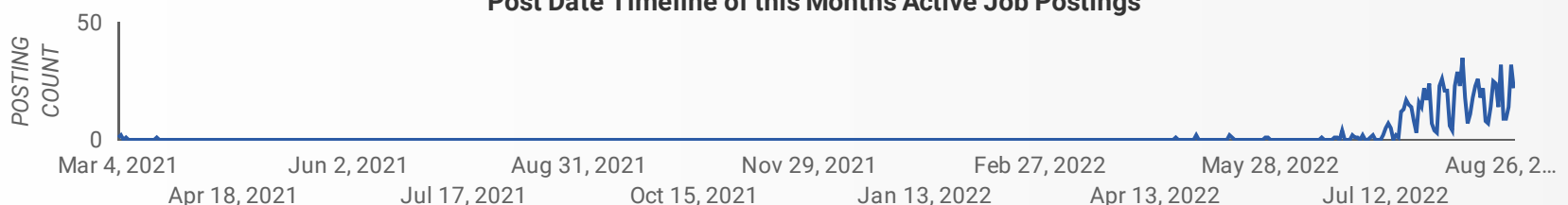
LANGUAGE SKILLS BREAKDOWN

Which kinds of language skills do employers seek?



LANGUAGES	POSTING COUNT
1. Bilingual Language Jobs	804
2. Cantonese Language Jobs	27
3. Italian Language Jobs	19
4. Arabic Language Jobs	5
5. Mandarin Language Jobs	5
6. Chinese Language Jobs	5
1 - 10 / 10	

Post Date Timeline of this Month's Active Job Postings



LANGUAGE SKILLS BEING RECRUITED BY JOB CATEGORY

What language skills are sought by 1-Digit NOC?

BROAD OCCUPATIONAL CATEGORY	Bilingual ...	Cantones...	Italian La...	Mandarin...	German ...	Chinese ...	Grand total
Business, finance and administration occu...	83						83
Health occupations	13	3					16
Management occupations	36		2			2	40
Natural and applied sciences and related o...	9						9
Natural resources, agriculture and related ...	2						2
Occupations in art, culture, recreation and ...	8				3		11
Occupations in education, law and social, ...	46	1					47
Occupations in manufacturing and utilities	2						2
Sales and service occupations	176	22	14	4			218
Trades, transport and equipment operator...	46						46
Grand total	421	26	16	4	3	2	474

MULTILINGUAL JOB POSTINGS BY MUNICIPALITY

What language skills are sought by 4-Digit NOC?

	MUNICIPALITY	JOB LANGUAGES	AVG POSTING LENGTH IN DAYS	MEDIAN POSTING LENGTH IN DAYS
1.	City of Oshawa	239	21.5	14
2.	City of Pickering	159	22.6	14
3.	City of Ajax	154	21.9	14
4.	City of Whitby	143	20.3	14
5.	Municipality of Clarington	98	28.0	14
6.	Municipality of Uxbridge	36	20.6	14
7.	Municipality of Scugog	24	23.2	14
8.	Municipality of Brock	15	29.6	14



LANGUAGE DEMAND BY JOB

What language skills are sought by 4-Digit NOC?

4 DIGIT NOC NAME		POSTINGS ▾
1.	Retail salespersons	49
2.	Other customer and information services re...	44
3.	Cooks	29
4.	Home support workers housekeepers and r...	21
5.	Retail and wholesale trade managers	19
6.	Food and beverage servers	18
7.	Administrative assistants	16
8.	Transport truck drivers	15
9.	Receptionists	14
10.	Other financial officers	11
11.	Food counter attendants kitchen helpers an...	11
12.	Other instructors	11
13.	Cashiers	10
14.	Corporate sales managers	9
15.	Retail and wholesale buyers	8
16.	Delivery and courier service drivers	8
17.	Bartenders	7
18.	Material handlers	7
19.	Light duty cleaners	6
20.	Chefs	6
21.	Accounting and related clerks	6
22.	Financial and investment analysts	5
23.	Early childhood educators and assistants	5
24.	Insurance adjusters and claims examiners	5
25.	Specialized cleaners	5
26.	Shippers and receivers	5
27.	Janitors caretakers and building superinten...	4
28.	Nurse aides orderlies and patient service a...	4
29.	Legal administrative assistants	4
30.	Store shelf stockers clerks and order fillers	3
31.	Landscape and horticulture technicians and...	3
		1 - 99 / 99 < >

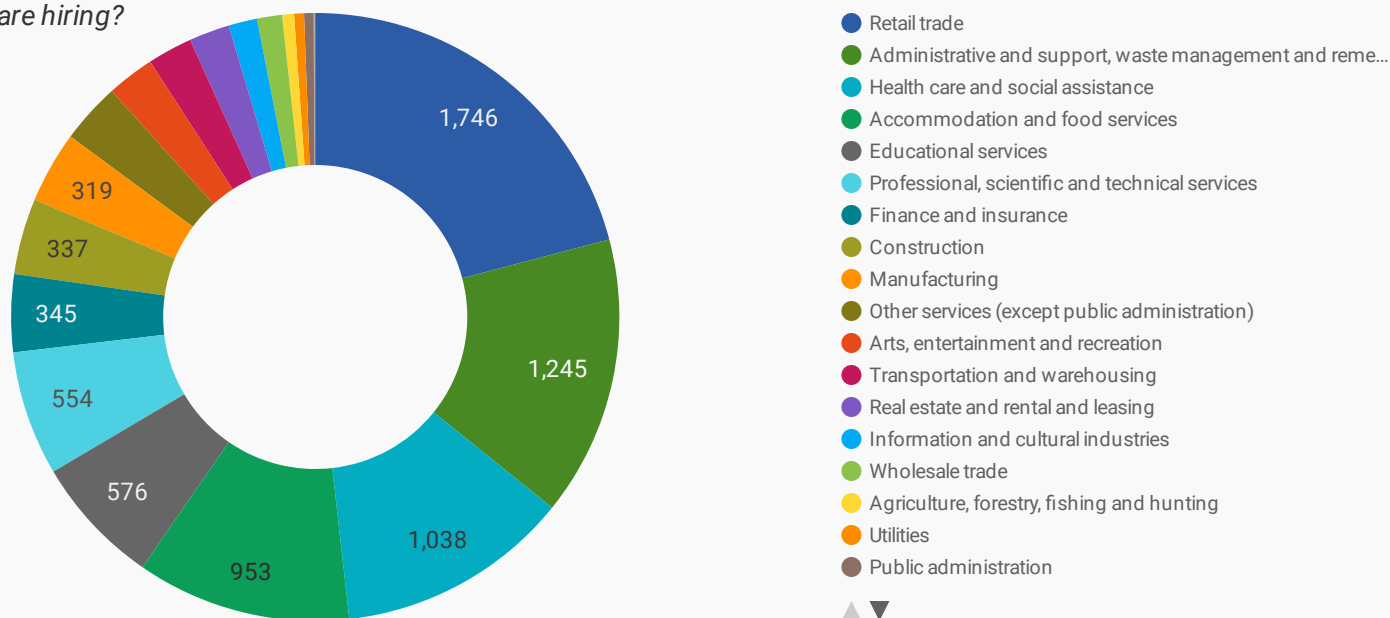
MULTILINGUAL HIRING EMPLOYERS

Which employers are seeking multilingual candidates?

COMPANY		POSTINGS ▾
1.	Durham District School Board	27
2.	Municipal Property Assessment Corporation	19
3.	Intact	13
4.	Farm Boy	13
5.	Laura Canada	11
6.	Farm Boy Inc.	11
7.	The Source (Bell) Electronics Inc.	11
8.	Kawartha Pine Ridge District School Board	10
9.	The Restorer Inc.	10
10.	National Financial Partners Corp.	9
11.	CBI Health Group	8
12.	La Source	8
13.	Concentrix Corp.	8
14.	Southbridge Care Homes	8
15.	Bell	7
16.	Sun Life Financial	6
17.	Durham Region Unemployed Help Centre	6
18.	Phoenix A.M.D. International Inc.	6
19.	THE SOURCE	5
20.	Phoenix A.M.D. International	5
21.	Durham Catholic District School Board	5
22.	Boutique La Vie En Rose	5
23.	Adamson Systems Engineering	5
24.	Choko Motorsports	5
25.	Peterborough Victoria Northumberland and Clarington Catholic DSB	5
26.	Bw Underwriting Services Inc.	4
27.	Compass Group	4
28.	Indigo Books & Music	4
29.	Greek Tycoon Restaurant	4
30.	East Side Mario's	4
		1 - 50 / 496 < >

TOP HIRING SECTORS BY 2-DIGIT NAICS CODE

What sectors are hiring?



	2-DIGIT NAICS LABEL	NAICS CODE	POSTING COUNT ▼	AVG POSTING LENGTH IN DAYS	MEDIAN POSTING LENGTH IN DAYS
1.	Retail trade	44-45	1,746	18.9	14
2.	Administrative and support, waste management and remediation services	56	1,245	26.1	21
3.	Health care and social assistance	62	1,038	20.3	14
4.	Accommodation and food services	72	953	23.6	14
5.	Educational services	61	576	22.1	21
6.	Professional, scientific and technical services	54	554	19.8	14
7.	Finance and insurance	52	345	18.6	14
8.	Construction	23	337	26.8	15
9.	Manufacturing	31-33	319	21.6	14
10.	Other services (except public administration)	81	269	24.3	14
11.	Arts, entertainment and recreation	71	212	16.3	14
12.	Transportation and warehousing	48-49	199	26.3	14
13.	Real estate and rental and leasing	53	180	18.2	14
14.	Information and cultural industries	51	127	19.1	14
15.	Wholesale trade	41	111	21.1	14
16.	Agriculture, forestry, fishing and hunting	11	53	40.5	29
17.	Utilities	22	44	16.1	14
18.	Public administration	91	42	19.7	21
19.	Mining, quarrying, and oil and gas extraction	21	4	17.5	17.5
20.	Management of companies and enterprises	55	3	14.0	14

NOTE: NAICS code 56 includes Employment Agencies. Manufacturing includes codes 31-33, Retail Trade includes codes 44-45 and Transportation and Warehousing includes codes 48-49.

TOP HIRING SECTORS BY 3-DIGIT NAICS CODE

What sectors are hiring?

	3-DIGIT NAICS LABEL	NAICS CODE	POSTING COUNT ▾	AVG POSTING LENGTH IN DAYS	MEDIAN POSTING LENGTH IN DAYS
1.	Administrative and support services	561	1,154	26.8	21
2.	Food services and drinking places	722	876	23.6	14
3.	Educational services	611	576	22.1	21
4.	Professional, scientific and technical services	541	554	19.8	14
5.	Ambulatory health care services	621	463	22.4	14
6.	Nursing and residential care facilities	623	411	18.8	14
7.	Food and beverage stores	445	382	18.6	14
8.	Clothing and clothing accessories stores	448	303	20.2	14
9.	General merchandise stores	452	230	16.5	14
10.	Amusement, gambling and recreation industries	713	202	16.1	14
11.	Health and personal care stores	446	201	18.8	21
12.	Specialty trade contractors	238	199	31.4	21
13.	Credit intermediation and related activities	522	161	17.3	14
14.	Motor vehicle and parts dealers	441	160	25.9	21
15.	Insurance carriers and related activities	524	156	15.8	14
16.	Social assistance	624	154	18.0	14
17.	Furniture and home furnishings stores	442	138	18.4	14
18.	Repair and maintenance	811	125	27.3	21
19.	Personal and laundry services	812	123	22.4	14
20.	Construction of buildings	236	114	18.5	14
21.	Telecommunications	517	112	19.1	14
22.	Truck transportation	484	105	28.0	14
23.	Miscellaneous store retailers	453	97	18.5	14
24.	Real estate	531	96	16.4	14
25.	Building material and garden equipment and supplies dealers	444	93	12.2	14
26.	Waste management and remediation services	562	91	17.8	14
27.	Rental and leasing services	532	83	21.2	14
28.	Transportation equipment manufacturing	336	80	16.4	14
29.	Accommodation services	721	74	24.1	14
30.	Sporting goods, hobby, book and music stores	451	73	20.7	21
31.	Fabricated metal product manufacturing	332	59	22.7	14

TOP HIRING SECTORS BY 4-DIGIT NAICS CODE

What sectors are hiring?

	4-DIGIT NAICS LABEL	NAICS CODE	POSTING COUNT ▾	AVG POSTING LENGTH IN DAYS	MEDIAN POSTING LENGTH IN DAYS
1.	Full-service restaurants and limited-service eating places	7225	779	24.2	14
2.	Employment services	5613	719	29.7	21
3.	Grocery stores	4451	363	18.6	14
4.	Elementary and secondary schools	6111	340	23.9	21
5.	Community care facilities for the elderly	6233	335	18.6	14
6.	Clothing stores	4481	261	20.9	14
7.	Services to buildings and dwellings	5617	202	24.3	14
8.	Health and personal care stores	4461	201	18.8	21
9.	Architectural, engineering and related services	5413	197	19.1	14
10.	Other amusement and recreation industries	7139	187	16.0	14
11.	Department stores	4521	147	14.5	14
12.	Agencies, brokerages and other insurance related activities	5242	145	15.8	14
13.	Offices of other health practitioners	6213	136	21.0	14
14.	Depository credit intermediation	5221	130	17.5	14
15.	Home health care services	6216	126	24.3	14
16.	Management, scientific and technical consulting services	5416	116	17.0	14
17.	Offices of dentists	6212	113	23.1	14.5
18.	Wired and wireless telecommunications carriers(except satellite)	5173	109	19.3	14
19.	Automobile dealers	4411	107	27.4	15
20.	Furniture stores	4421	106	17.8	14
21.	Community colleges and C.E.G.E.P.s	6112	100	23.6	21
22.	Automotive repair and maintenance	8111	99	28.8	15
23.	Special food services	7223	97	18.8	21
24.	Building equipment contractors	2382	95	29.4	21
25.	General freight trucking	4841	94	20.2	15
26.	Building material and supplies dealers	4441	90	12.2	14
27.	Personal care services	8121	89	25.3	14
28.	Investigation and security services	5616	86	25.9	16
29.	Other support services	5619	83	16.1	14
30.	Other general merchandise stores	4529	83	19.1	15.5
31.	Residential building construction	2361	80	16.2	14

TOP HIRING SECTORS BY 5-DIGIT NAICS CODE

What sectors are hiring?

	5-DIGIT NAICS LABEL	NAICS CODE	POSTING COUNT ▾	AVG POSTING LENGTH IN DAYS	MEDIAN POSTING LENGTH IN DAYS
1.	Full-service restaurants and limited-service eating places	72251	779	24.2	14
2.	Employment placement agencies and executive search services	56131	708	29.8	21
3.	Supermarkets and other grocery (except convenience) stores	44511	351	18.8	14
4.	Elementary and secondary schools	61111	340	23.9	21
5.	Community care facilities for the elderly	62331	335	18.6	14
6.	Engineering services	54133	196	19.1	14
7.	Department stores	45211	147	14.5	14
8.	Insurance agencies and brokerages	52421	135	15.8	14
9.	Home health care services	62161	126	24.3	14
10.	Banking	52211	117	16.4	14
11.	Fitness and recreational sports centres	71394	117	17.2	14
12.	Offices of dentists	62121	113	23.1	14.5
13.	Wired and wireless telecommunications carriers (except satellite)	51731	109	19.3	14
14.	Furniture stores	44211	106	17.8	14
15.	Community colleges and C.E.G.E.P.s	61121	100	23.6	21
16.	Landscaping services	56173	87	24.3	15
17.	Pharmacies and drug stores	44611	87	19.8	21
18.	Women's clothing stores	44812	87	17.8	14
19.	All other general merchandise stores	45299	82	19.2	17
20.	Janitorial services	56172	81	26.1	14
21.	Offices of physical, occupational, and speech therapists and audiologists	62134	80	21.6	14
22.	Residential building construction	23611	80	16.2	14
23.	Child day-care services	62441	79	18.6	14
24.	Food service contractors	72231	79	19.3	21
25.	Management consulting services	54161	78	18.5	21
26.	Investigation, guard and armoured car services	56161	77	26.4	15.5
27.	Hardware stores	44413	75	11.8	14
28.	New car dealers	44111	74	21.8	17.5
29.	Universities	61131	72	22.5	22
30.	All other support services	56199	71	14.0	14
31.	Other health and personal care stores	44619	70	18.3	14

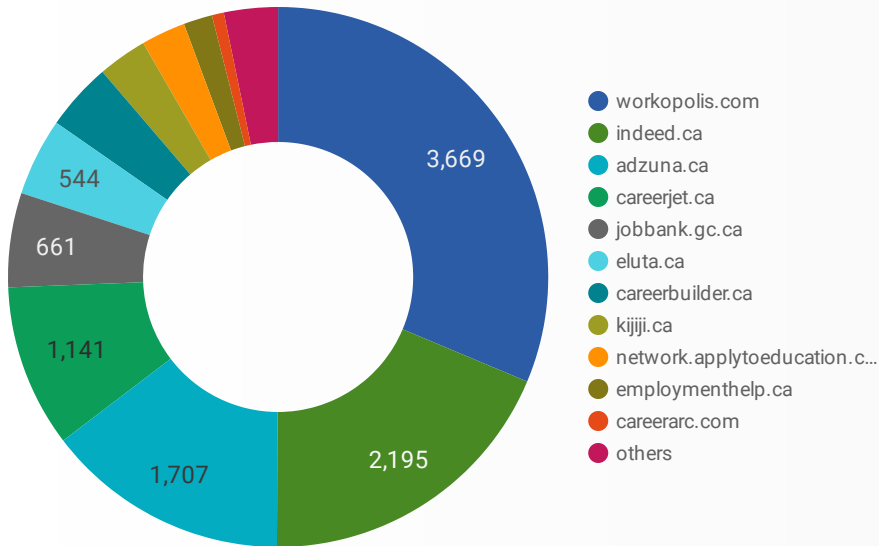
TOP HIRING SECTORS BY 6-DIGIT NAICS CODE

What sectors are hiring?

	6-DIGIT NAICS LABEL	NAICS CODE	POSTING COUNT ▼	AVG POSTING LENGTH IN DAYS	MEDIAN POSTING LENGTH IN DAYS
1.	Employment placement agencies and executive search services	561310	708	29.8	21
2.	Limited-service eating places	722512	408	25.6	14
3.	Full-service restaurants	722511	371	22.4	14
4.	Supermarkets and other grocery (except convenience) stores	445110	351	18.8	14
5.	Elementary and secondary schools	611110	340	23.9	21
6.	Community care facilities for the elderly	623310	335	18.6	14
7.	Engineering services	541330	196	19.1	14
8.	Department stores	452110	147	14.5	14
9.	Insurance agencies and brokerages	524210	135	15.8	14
10.	Home health care services	621610	126	24.3	14
11.	Fitness and recreational sports centres	713940	117	17.2	14
12.	Personal and commercial banking industry	522111	117	16.4	14
13.	Offices of dentists	621210	113	23.1	14.5
14.	Wired and wireless telecommunications carriers (except satellite)	517310	109	19.3	14
15.	Furniture stores	442110	106	17.8	14
16.	Community colleges and C.E.G.E.P.s	611210	100	23.6	21
17.	Landscaping services	561730	87	24.3	15
18.	Women's clothing stores	448120	87	17.8	14
19.	Pharmacies and drug stores	446110	87	19.8	21
20.	Offices of physical, occupational, and speech therapists and audiologists	621340	80	21.6	14
21.	Residential building construction	236110	80	16.2	14
22.	Food service contractors	722310	79	19.3	21
23.	Child day-care services	624410	79	18.6	14
24.	Janitorial services (except window cleaning)	561722	79	26.6	14
25.	Security guard and patrol services	561612	75	26.5	15
26.	Hardware stores	444130	75	11.8	14
27.	New car dealers	441110	74	21.8	17.5
28.	Universities	611310	72	22.5	22
29.	All other support services	561990	71	14.0	14
30.	General freight trucking, local	484110	69	21.3	21

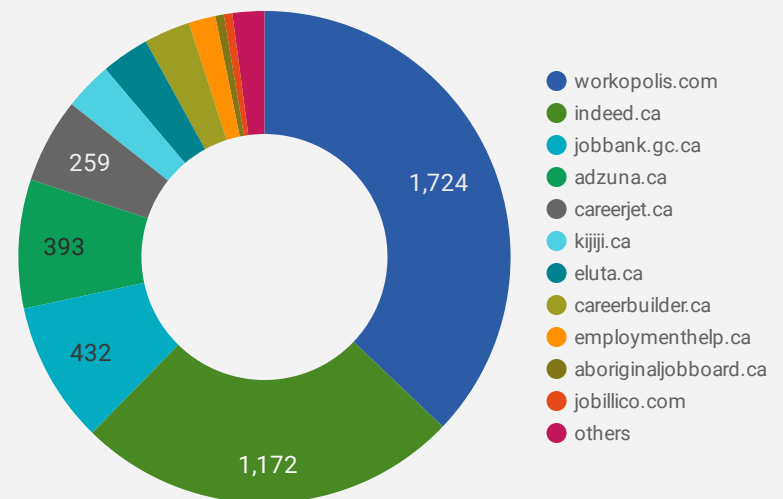
JOB POSTINGS BY JOB BOARD

What share of unique job postings appear on each job board?



COMPANIES BY JOB BOARD

What share of unique job postings appear on each job board?



JOB POSTING DETAILS BY JOB BOARD

How does job posting activity differ by job board?

	JOB BOARD	POSTING COUNT ▾	AVG POSTING LENGTH IN DAYS	MEDIAN POSTING LENGTH IN DAYS	# OF COMPANIES
1.	workopolis.com	3,669	14.0	14	1,724
2.	indeed.ca	2,195	21.0	21	1,172
3.	adzuna.ca	1,707	14.0	14	393
4.	careerjet.ca	1,141	27.0	35	259
5.	jobbank.gc.ca	661	44.4	31	432
6.	eluta.ca	544	21.0	21	147
7.	careerbuilder.ca	475	26.3	31	141
8.	kijiji.ca	345	15.0	15	147
9.	network.applytoeducation.com	311	24.6	21	5
10.	employmenthelp.ca	202	160.7	131	82
11.	careerarc.com	84	49.9	45	16
12.	jobillico.com	77	24.1	13	26
13.	randstad.ca	54	44.6	38	1
14.	rncareers.ca	39	23.7	23	18
15.	aboriginaljobboard.ca	36	67.7	74	26
16.	localwork.ca	35	26.5	30	18
17.	careerowl.ca	26	173.8	94	11