

# JOB DEMAND REPORT

## JULY 2022

### HIGHLIGHTS

#### JOB POSTINGS BY THE NUMBERS

POSTING COUNT	NEW THIS MONTH	COMPANIES	JOB BOARDS
10,392	5,978	3,338	33

#### # OF DAYS POSTED

AVERAGE	MEDIAN
20.3	14

## REPORT BUILDER

The default filter selection below will show all job demand data for the month. You can use the filters to create a customized report for the purpose of understanding a subset of the data.

#### OCCUPATION FILTERS

SKILL TYPE NAME / 1-DIGIT NOC	▼
MAJOR GROUP / 2-DIGIT NOC	▼
MINOR GROUP / 3-DIGIT NOC	▼
UNIT GROUP / 4-DIGIT NOC	▼
SKILL LEVEL	▼
JOB TYPE	▼
JOB DURATION	▼
ADDITIONAL LANGUAGE	▼
SPECIFIC JOB TAGS	▼

#### INDUSTRY/SECTOR FILTERS

HIRING SECTOR BY 2-DIGIT NAICS CODE	▼
HIRING SECTOR BY 3-DIGIT NAICS CODE	▼
HIRING SECTOR BY 4-DIGIT NAICS CODE	▼
HIRING SECTOR BY 5-DIGIT NAICS CODE	▼
HIRING SECTOR BY 6-DIGIT NAICS CODE	▼

#### OTHER FILTERS

MUNICIPALITY	▼
JOB BOARD	▼

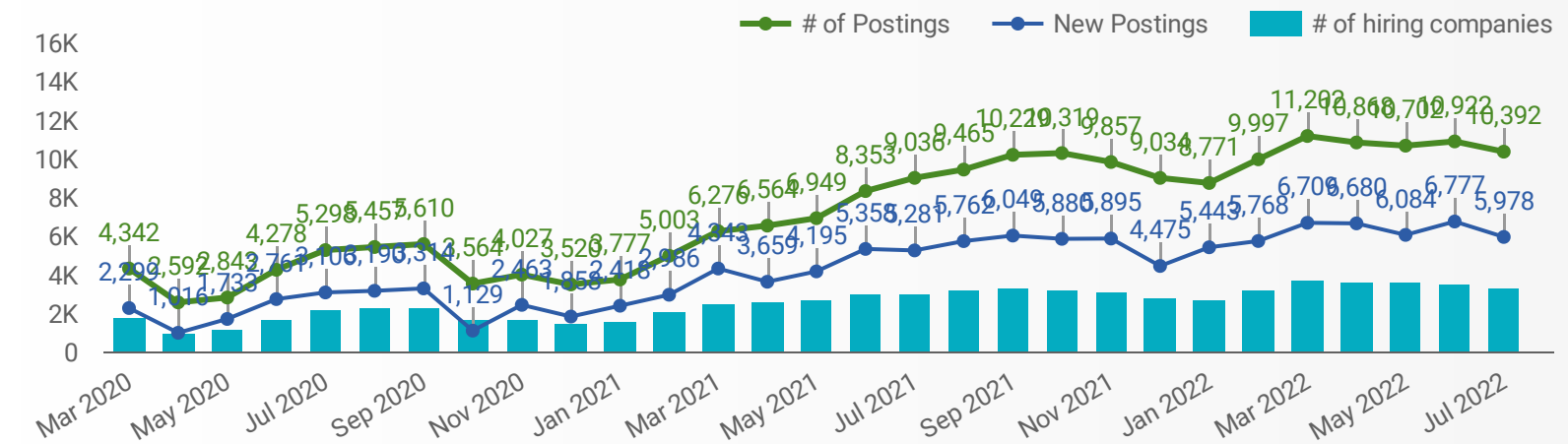
NOC = National Occupation Classification | NAICS = North American Industry Classification System

#### Source:

Job posting data collected by Durham Workforce Authority from job boards and employer websites who recruit candidates in Durham Region.

## JOB POSTINGS BY MONTH FOR DURHAM REGION

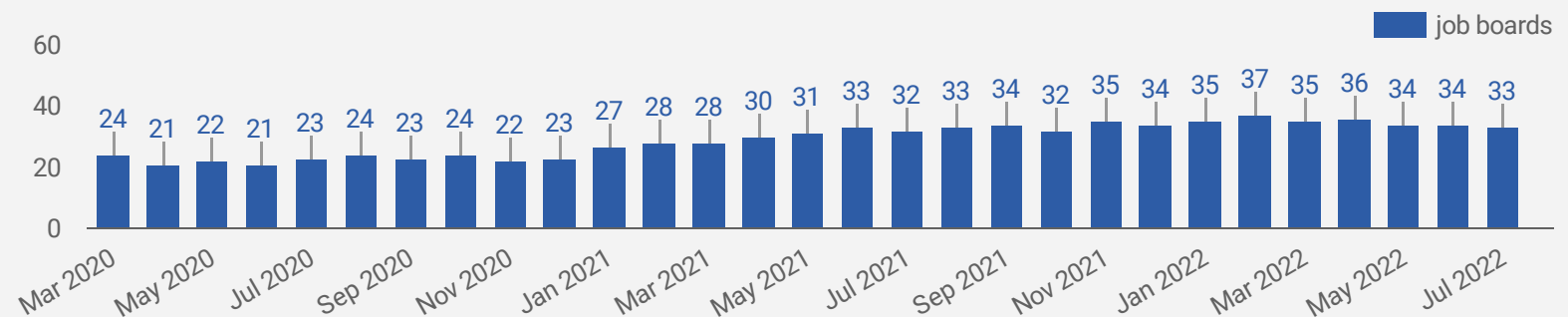
How many job postings were active for at least 1 day this month?



NOTE: This graph cannot be filtered using the controls on the cover page

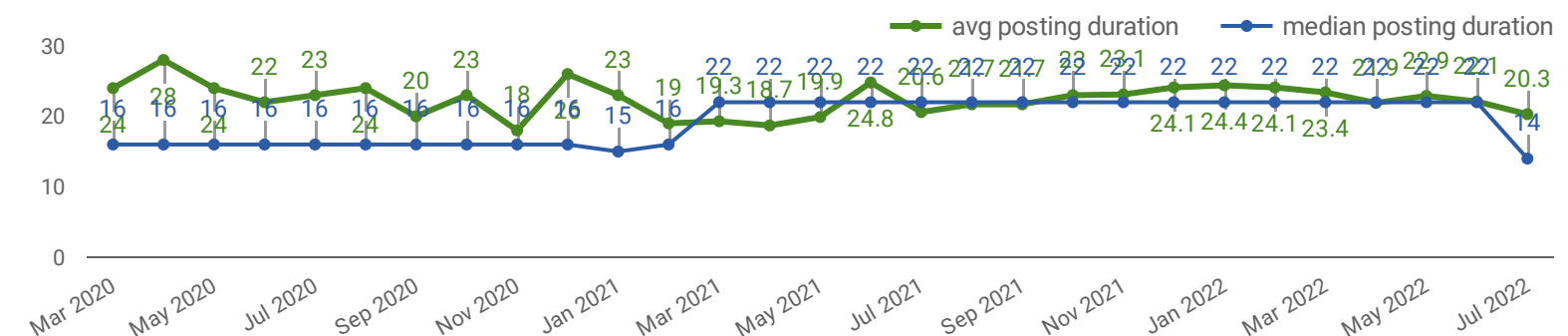
## NUMBER OF ACTIVE JOB BOARDS

How many job postings were active for at least 1 day this month on these job boards?



## AVG & MEDIAN POSTING LENGTH BY DAYS

How long are employers having to recruit for to find candidates to fill their job vacancies?



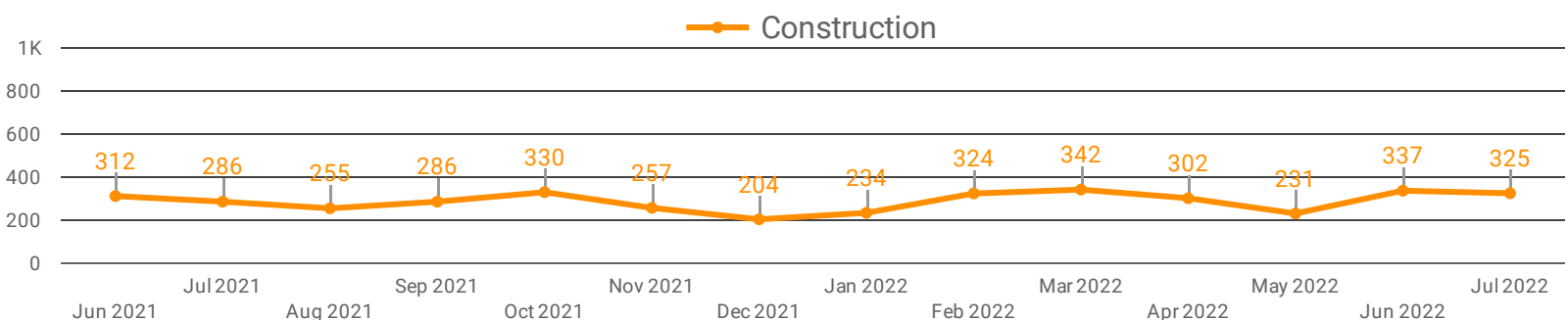
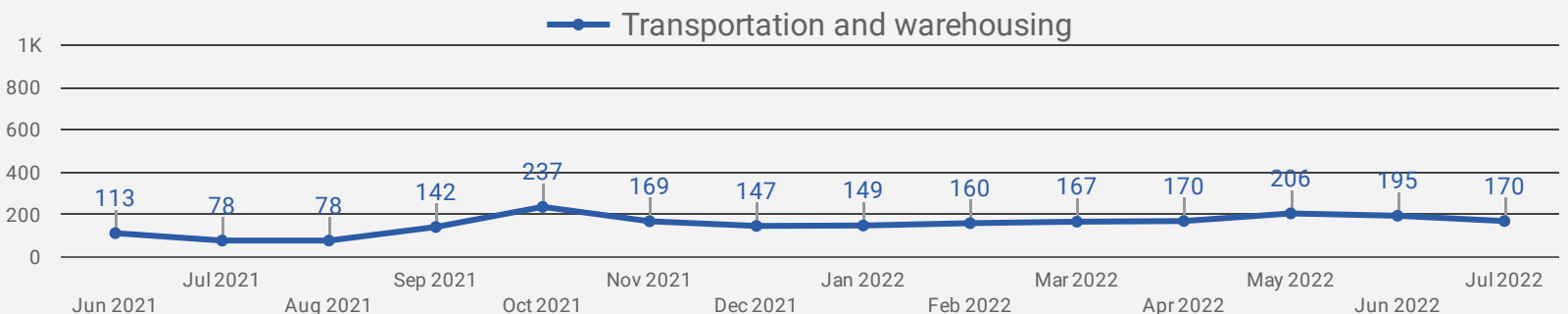
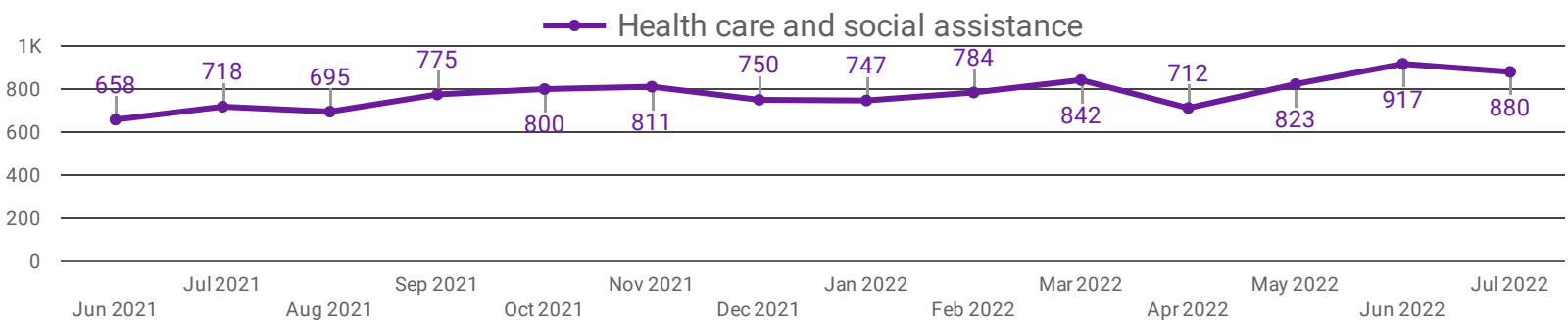
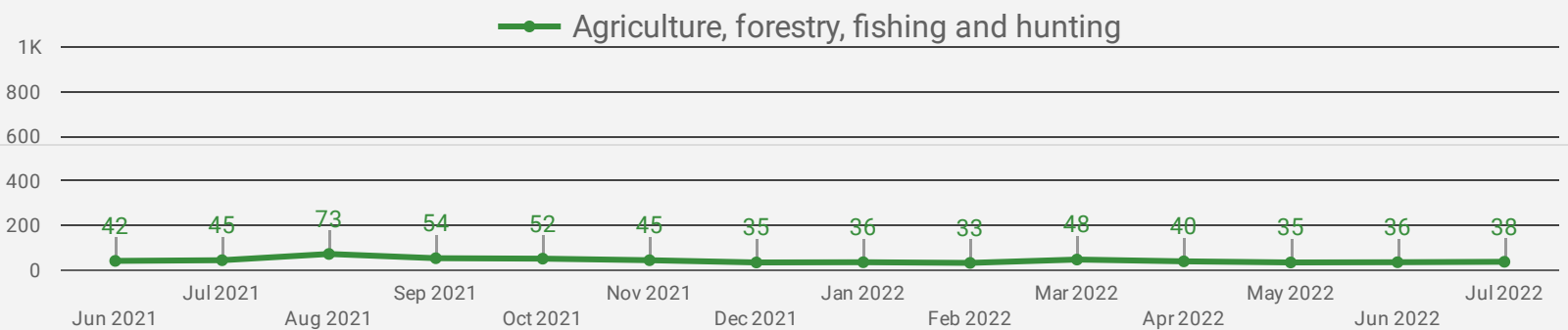
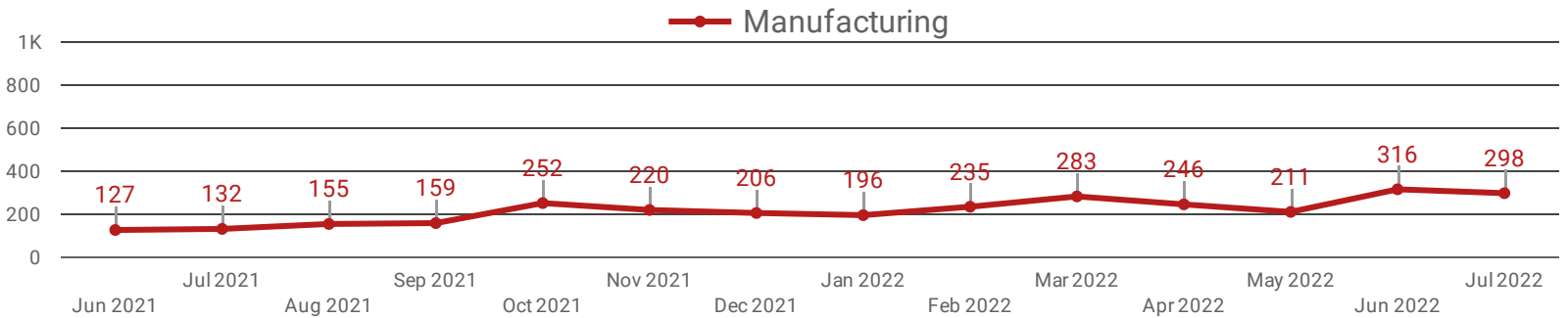
## POST DATE TIMELINE FOR THIS MONTH'S ACTIVE JOB POSTINGS

How many job postings were active for at least 1 day this month?



## DEMAND BY KEY SECTOR (DURHAM REGION)

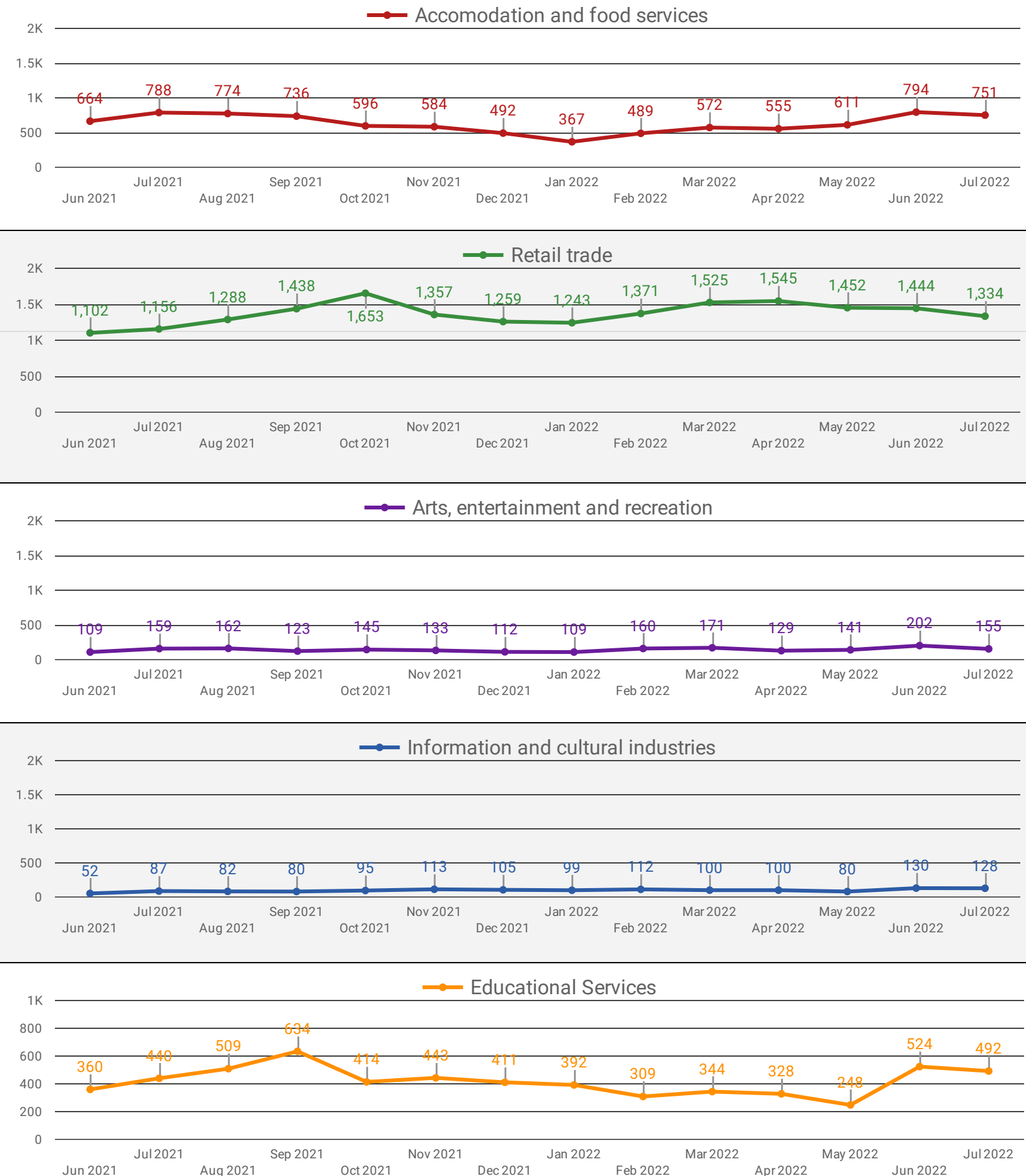
How many job postings were active for at least 1 day this month by sector?



NOTE: This graph cannot be filtered using the controls on the cover page

## DEMAND BY IMPACTED SECTOR (DURHAM REGION)

How many job postings were active for at least 1 day this month by sector?

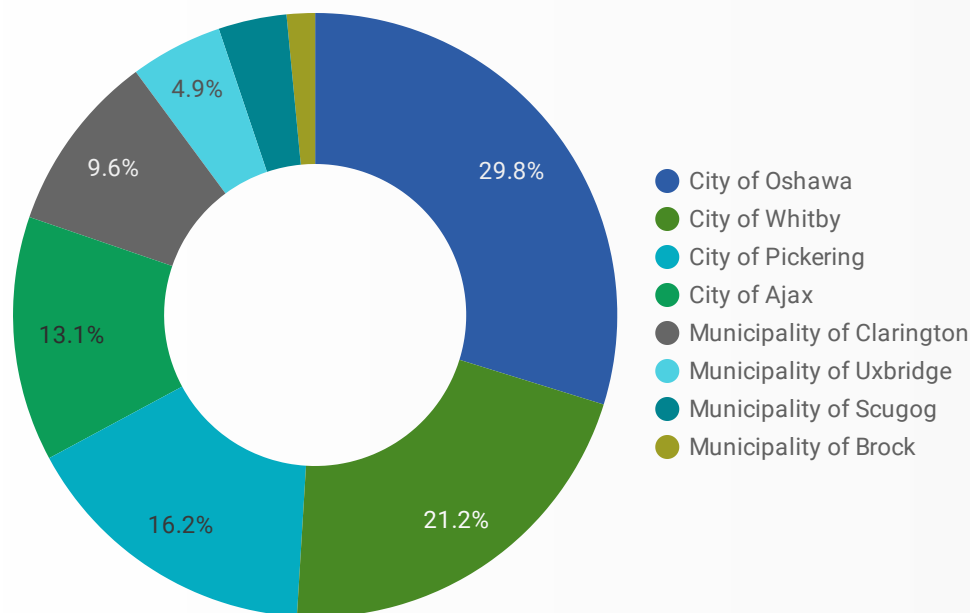


NOTE: This graph cannot be filtered using the controls on the cover page

## JOB POSTINGS BY MUNICIPALITY

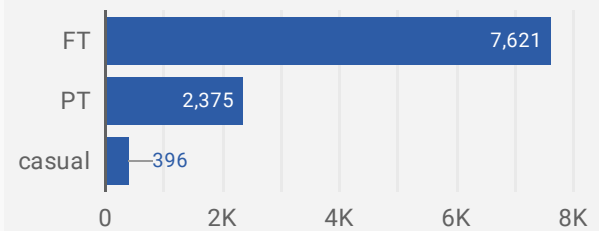
How many job postings were active for at least 1 day this month?

	MUNICIPALITY	POSTING COUNT	AVG POSTING LENGTH IN DAYS	MEDIAN POSTING LENGTH IN DAYS
1.	City of Oshawa	3,066	19.1	14
2.	City of Whitby	2,179	19.9	14
3.	City of Pickering	1,665	20.2	15
4.	City of Ajax	1,350	21.6	20
5.	Municipality of Clarington	991	20.1	15
6.	Municipality of Uxbridge	509	20.5	14
7.	Municipality of Scugog	376	20.9	14
8.	Municipality of Brock	156	26.6	21



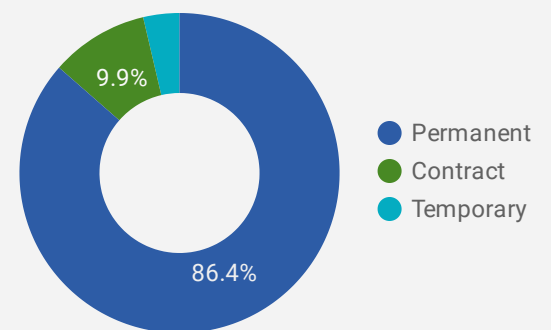
## JOB TYPE

Full-time vs Part-time



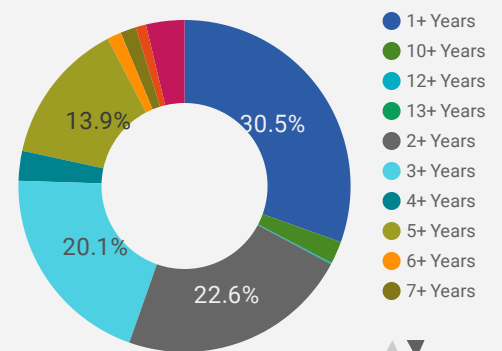
## JOB DURATION

Permanency of jobs posted



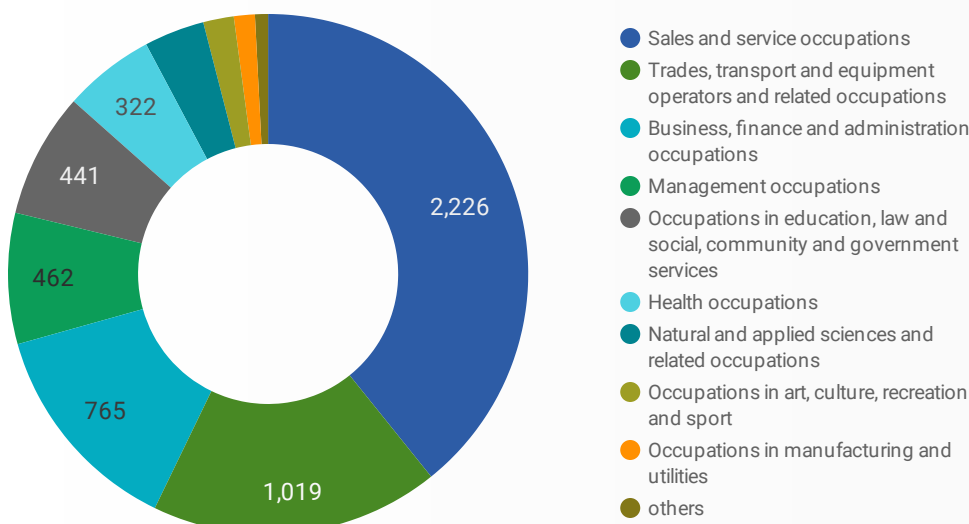
## JOB EXPERIENCE LEVEL

Job Postings by Years of Experience Required



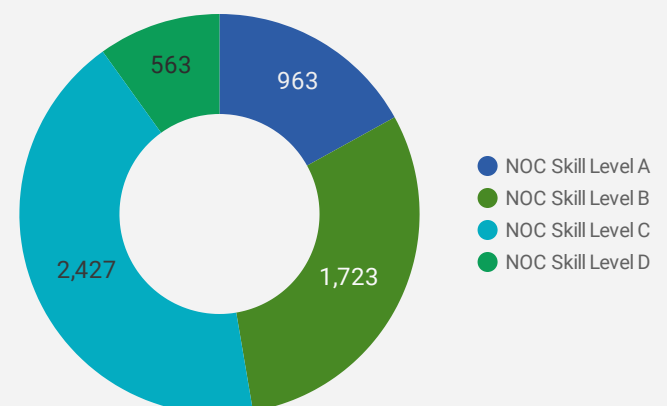
## JOB POSTINGS BY JOB CATEGORY

What broad occupational category is being recruited?



## JOB POSTINGS BY SKILL LEVEL

What education do occupations typically require?



Skill Level A = Usually University education | Skill Level B = Usually College education or Apprenticeship training | Skill Level C = Usually Secondary education or occupation-specific training | Skill Level D = Usually on-the-job training

## TOP HIRING EMPLOYERS & AGENCIES

Who is hiring?

	COMPANY	MUNICIPALITY	POSTINGS COUNT ▾	AVG POSTING LENGTH IN DAYS	MEDIAN POSTING LENGTH IN DAYS
1.	Durham College	City of Oshawa	105	18.5	21
2.	Randstad	City of Oshawa	62	21.5	21
3.	Thermo Fisher Scientific	City of Whitby	62	16.5	14
4.	AECOM	City of Whitby	53	15.2	14
5.	Durham District School Board	City of Whitby	52	10.2	5
6.	Durham District School Board	City of Oshawa	50	4.1	4
7.	Lakeridge Health	City of Oshawa	47	16.3	14
8.	Ontario Tech University	City of Oshawa	46	null	null
9.	Durham Region Unemployed Help Centre	City of Oshawa	46	36.6	38
10.	Thermo Fisher Scientific, Inc.	City of Whitby	43	14.0	14
11.	Durham Region Unemployed Help Centre	null	41	37.4	38
12.	General Motors	City of Oshawa	39	16.1	14
13.	6 Management Inc.	City of Pickering	38	12.2	14
14.	Randstad Canada	City of Oshawa	35	26.5	23
15.	Schlegel Villages	City of Whitby	33	24.4	21
16.	Ontario Shores Centre for Mental Health Services	City of Whitby	30	17.2	14
17.	Southbridge Care Homes	City of Pickering	29	18.0	14
18.	Ontario Shores Centre for Mental Health Sciences	City of Whitby	28	18.7	21
19.	Intact	City of Ajax	27	18.4	21
20.	Great Canadian Gaming Corporation	City of Pickering	27	18.4	14
21.	Cara Operations	City of Oshawa	26	14.0	14
22.	Community Care Durham	City of Whitby	26	14.9	14
23.	Great Canadian Gaming Corporation	Municipality of Scugog	26	22.8	30
24.	Moxie's	City of Pickering	25	14.0	14
25.	Durham District School Board	City of Ajax	25	4.6	2
26.	Durham College	City of Whitby	25	17.5	18
27.	Employmenthelp	Municipality of Uxbridge	24	47.2	48
28.	Durham Region Unemployed Help Centre	City of Ajax	23	38.0	38
29.	Durham Region Unemployed Help Centre	City of Pickering	23	37.4	38
30.	Durham Region Unemployed Help Centre	Municipality of	22	38.0	38

## TOP HOURLY WAGES IN JOB POSTINGS











What are employers willing to pay to find the perfect candidate?

# of Minimum Wage Job Postings  
**233**

	JOB TITLE	COMPANY	LOCATION	HOURLY WAGE ▾
1.	Data Entry Position Work From Home - Part-Time Focus Group Participants	FocusGroupJobs	Municipality of Clarington	250 
2.	Optometrist	Ajax Health Clinic	City of Ajax	120 
3.	Speech Language Pathologist	The Speech Associates - VIRTUAL	null	100 
4.	Psychotherapist	Vanessa Robson Therapy	City of Whitby	100 
5.	Board Certified Behaviour Analyst/bcba	KIDZ AUTISM AND SPEECH CLINIC	City of Whitby	80 
6.	Chiropodist	Qureshy Footcare Clinic	City of Oshawa	80 
7.	Rmt (registered Massage Therapist)	Thermea spa village Whitby inc.	City of Whitby	77 
8.	Board Certified Behaviour Analyst - Bcba	Positive Behavior Supports Corporation	City of Whitby	70 
9.	Massage Therapist â€œIndependent Contractor	Durham Region Unemployed Help Centre	City of Whitby	70 
10.	Board Certified Behaviour Analyst (bcba)	Positive Behavior Supports Corporation	null	70 
11.	Pcm, Acute Med/integrated Care	Lakeridge Health	City of Pickering	65.65 
				1 - 100 / 2103 < >

## TOP SALARIES IN JOB POSTINGS

What are employers willing to pay to find the perfect candidate?

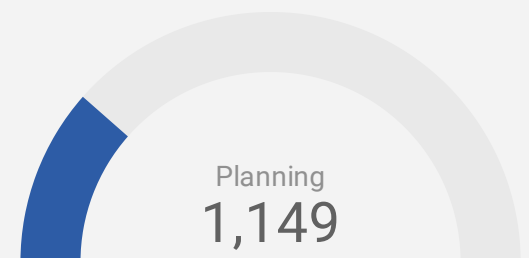
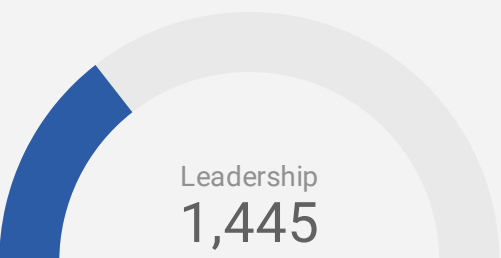
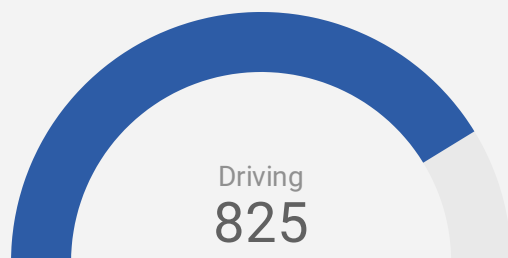
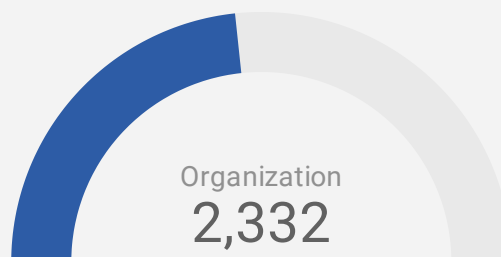
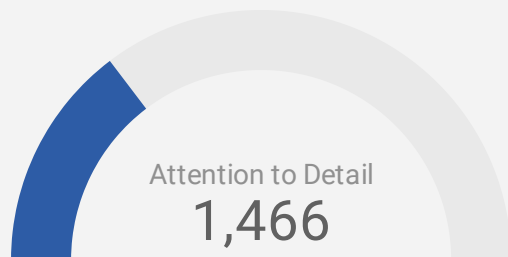
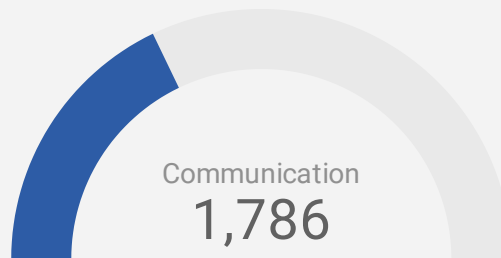
	JOB TITLE	COMPANY	LOCATION	ANNUAL SALARY ▾
1.	Sales Representative	Right Time Group of Companies	City of Whitby	350,000 
2.	Dentist	Riordan Dental Care	City of Oshawa	314,838.12 
3.	RushPoint Logistics Inc is recruiting Owner Operators \$\$\$	Kijiji Jobs	Municipality of Clarington	300,000 
4.	Dentist	Simcoe Smile Dental	City of Oshawa	287,851 
5.	Compounding Team Assistant	Aved	City of Oshawa	200,000 
6.	Insurance Account Executive	Distinct Insurance	City of Whitby	200,000 
7.	Insurance Sales Broker	Distinct Insurance	City of Whitby	200,000 
8.	Chief Information Officer, It Services	City of Oshawa	City of Oshawa	190,137 
9.	Executive Dean, Faculty Of Media, Art & Design	Durham College	City of Oshawa	175,137 
10.	Cruise Ship Physician	Aspen Medical	City of Oshawa	170,000 
11.	Principal Engineer, Web	Nike	Municipality of Brock	163,000 
				1 - 100 / 3293 < >

## TOP IN-DEMAND SKILLS

How many times were these skills found in job postings?

ACTIVE JOB POSTINGS THIS MONTH

10,392

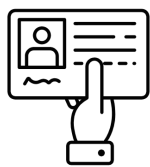


## KEY JOB REQUIREMENTS

How often are these requirements desired in job postings?

ACTIVE JOB POSTINGS THIS MONTH

10,392



Driver's License  
1,783



First Aid  
577



Regular Access to a Vehicle  
396



Criminal Record Check  
508



Microsoft Office  
673



Food Safety  
326



## TOP OCCUPATIONS BY SKILL, FREQUENCY & DURATION

What jobs are in-demand and/or hard to fill?

	4 DIGIT NOC	4 DIGIT NOC NAME	SKILL LEVEL	POSTING COUNT ▾	AVG POSTING LENGTH IN DAYS	MEDIAN POSTING LENGTH IN DAYS
1.	6421	Retail salespersons	NOC Skill Level C	488	19.5	15
2.	6322	Cooks	NOC Skill Level B	293	22.2	14.5
3.	7452	Material handlers	NOC Skill Level C	276	20.0	21
4.	6552	Other customer and information services representatives	NOC Skill Level C	262	20.9	15
5.	0621	Retail and wholesale trade managers	NOC Skill Level A	226	20.5	14.5
6.	4412	Home support workers  housekeepers and related occupations	NOC Skill Level C	223	22.2	14
7.	6513	Food and beverage servers	NOC Skill Level C	141	20.0	14
8.	7511	Transport truck drivers	NOC Skill Level C	128	17.0	15
9.	1241	Administrative assistants	NOC Skill Level B	126	21.2	14
10.	6731	Light duty cleaners	NOC Skill Level D	109	23.0	21
11.	6711	Food counter attendants  kitchen helpers and related support occupations	NOC Skill Level D	107	19.7	14
12.	1414	Receptionists	NOC Skill Level C	105	16.7	14
13.	1114	Other financial officers	NOC Skill Level A	90	17.4	14
14.	6541	Security guards and related security service occupations	NOC Skill Level C	84	21.4	14
15.	6611	Cashiers	NOC Skill Level D	80	18.9	15
16.	7514	Delivery and courier service drivers	NOC Skill Level C	79	19.9	15
17.	6512	Bartenders	NOC Skill Level C	71	16.2	14
18.	6622	Store shelf stockers  clerks and order fillers	NOC Skill Level D	65	18.2	14
19.	6311	Food service supervisors	NOC Skill Level B	58	54.8	33
20.	3219	Other medical technologists and technicians (except dental health)	NOC Skill Level B	55	16.0	14
21.	6222	Retail and wholesale buyers	NOC Skill Level B	53	17.4	14
22.	1521	Shippers and receivers	NOC Skill Level C	52	19.9	15
23.	6733	Janitors  caretakers and building superintendents	NOC Skill Level D	51	18.1	21
24.	0631	Restaurant and food service managers	NOC Skill Level A	51	28.6	21
25.	4212	Social and community service workers	NOC Skill Level B	47	19.8	14
26.	7311	Construction millwrights and industrial mechanics	NOC Skill Level B	44	24.4	14
27.	3411	Dental assistants	NOC Skill Level C	44	18.5	21
28.	7611	Construction trades helpers and labourers	NOC Skill Level D	44	25.9	18
29.	6332	Bakers	NOC Skill Level B	43	19.5	14

## JOB POSTINGS BY 3-DIGIT NATIONAL OCCUPATION CLASSIFICATION

What jobs are hard to fill and/or in-demand?

	3 DIGIT NOC	3 DIGIT NOC NAME	SKILL LEVEL	POSTING COUNT ▼	AVG POSTING LENGTH IN DAYS	MEDIAN POSTING LENGTH IN DAYS
1.	642	Retail salespersons	NOC Skill Level C	488	19.5	15
2.	632	Chefs and cooks	NOC Skill Level B	336	21.9	15
3.	745	Longshore workers and material handlers	NOC Skill Level C	276	20.0	21
4.	655	Customer and information services representatives	NOC Skill Level C	264	20.8	15
5.	651	Occupations in food and beverage service	NOC Skill Level C	247	18.6	14
6.	751	Motor vehicle and transit drivers	NOC Skill Level C	237	18.5	15
7.	441	Home care providers and educational support occupations	NOC Skill Level C	236	23.9	15
8.	062	Retail and wholesale trade managers	NOC Skill Level A	226	20.5	14.5
9.	673	Cleaners	NOC Skill Level D	190	20.3	18
10.	141	General office workers	NOC Skill Level C	145	16.9	14
11.	124	Office administrative assistants - general, legal and medical	NOC Skill Level B	136	21.1	14
12.	111	Auditors, accountants and investment professionals	NOC Skill Level A	130	18.0	14
13.	421	Paraprofessional occupations in legal, social, community and education services	NOC Skill Level B	123	22.5	21
14.	671	Food counter attendants, kitchen helpers and related support occupations	NOC Skill Level D	107	19.7	14
15.	152	Supply chain logistics, tracking and scheduling co-ordination occupations	NOC Skill Level C	96	21.1	21
16.	341	Assisting occupations in support of health services	NOC Skill Level C	87	21.2	21
17.	654	Security guards and related security service occupations	NOC Skill Level C	84	21.4	14
18.	631	Service supervisors	NOC Skill Level B	82	38.3	21
19.	661	Cashiers	NOC Skill Level D	80	18.9	15
20.	662	Other sales support and related occupations	NOC Skill Level D	77	17.5	14
21.	321	Medical technologists and technicians (except dental health)	NOC Skill Level B	73	18.1	14
22.	723	Machining, metal forming, shaping and erecting trades	NOC Skill Level B	72	25.2	21
23.	122	Administrative and regulatory occupations	NOC Skill Level B	66	24.2	14
24.	731	Machinery and transportation equipment mechanics (except motor vehicles)	NOC Skill Level B	58	21.3	14
25.	622	Technical sales specialists in wholesale trade and retail and wholesale buyers	NOC Skill Level B	55	20.6	14
26.	063	Managers in food service and accommodation	NOC Skill Level A	54	28.6	21
27.	732	Automotive service technicians	NOC Skill Level B	54	33.4	30
28.	633	Butchers and bakers	NOC Skill Level B	52	25.1	17.5
					1 - 50 / 120	< >

## JOB POSTINGS BY 2-DIGIT NATIONAL OCCUPATION CLASSIFICATION

What jobs are hard to fill and/or in-demand?

	2 DIGIT NOC	2 DIGIT NOC NAME	SKILL LEVEL	POSTING COUNT ▼	AVG POSTING LENGTH IN DAYS	MEDIAN POSTING LENGTH IN DAYS
1.	65	Service representatives and other customer and personal services occupations	NOC Skill Level C	650	19.9	14
2.	64	Sales representatives and salespersons - wholesale and retail trade	NOC Skill Level C	490	19.5	15
3.	63	Service supervisors and specialized service occupations	NOC Skill Level B	490	24.9	21
4.	67	Service support and other service occupations, n.e.c.	NOC Skill Level D	312	20.0	14
5.	06	Middle management occupations in retail and wholesale trade and customer services	NOC Skill Level A	304	21.5	18
6.	74	Other installers, repairers and servicers and material handlers	NOC Skill Level C	300	19.9	21
7.	75	Transport and heavy equipment operation and related maintenance occupations	NOC Skill Level C	295	18.6	15
8.	72	Industrial, electrical and construction trades	NOC Skill Level B	246	22.9	21
9.	44	Care providers and educational, legal and public protection support occupations	NOC Skill Level C	239	23.8	15
10.	12	Administrative and financial supervisors and administrative occupations	NOC Skill Level B	237	21.7	14
11.	14	Office support occupations	NOC Skill Level C	202	19.1	14.5
12.	11	Professional occupations in business and finance	NOC Skill Level A	168	18.4	14
13.	66	Sales support occupations	NOC Skill Level D	157	18.2	14
14.	62	Retail sales supervisors and specialized sales occupations	NOC Skill Level B	127	20.5	14
15.	73	Maintenance and equipment operation trades	NOC Skill Level B	126	26.3	21
16.	32	Technical occupations in health	NOC Skill Level B	126	23.5	14
17.	42	Paraprofessional occupations in legal, social, community and education services	NOC Skill Level B	123	22.5	21
18.	15	Distribution, tracking and scheduling co-ordination occupations	NOC Skill Level C	111	20.7	16
19.	21	Professional occupations in natural and applied sciences	NOC Skill Level A	107	28.2	21
20.	22	Technical occupations related to natural and applied sciences	NOC Skill Level B	106	23.2	21
21.	31	Professional occupations in health (except nursing)	NOC Skill Level A	103	23.8	21
22.	34	Assisting occupations in support of health services	NOC Skill Level C	87	21.2	21
23.	01	Senior managers - construction, transportation, production and utilities	NOC Skill Level A	77	20.6	14
24.	41	Professional occupations in law and social, community and government services	NOC Skill Level A	70	22.2	18
25.	52	Technical occupations in art, culture, recreation and sport	NOC Skill Level B	65	23.9	18
26.	76	Trades helpers, construction labourers and related occupations	NOC Skill Level D	52	23.8	15
27.	07	Managers in customer and personal services, n.e.c.	NOC Skill Level A	52	18.8	21

## MULTILINGUAL JOB POSTINGS BY THE NUMBERS

ACTIVE POSTINGS  
**764**

NEW POSTINGS  
**1**

COMPANIES  
**441**

LANGUAGES  
**10**

## # OF DAYS POSTED

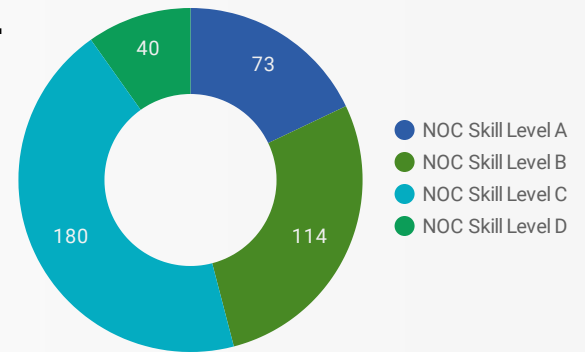
AVERAGE  
**19.3**

MEDIAN  
**14**

## MULTILINGUAL JOB POSTINGS BY SKILL LEVEL

What language skills are employers looking for by occupational skill level?

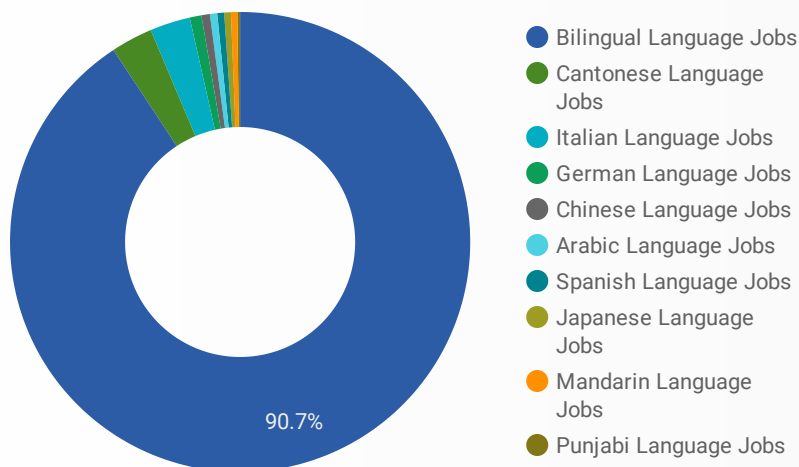
- 73** Skill Level A - Management/ Professional Occupations usually requiring University
- 114** Skill Level B - Usually college education or apprenticeship training
- 180** Skill Level C - Usually secondary education or occupation-specific training
- 40** Skill Level D - Usually on-the-job training



LANGUAGES	NOC Skill Level A	NOC Skill Level B	NOC Skill Level C	NOC Skill Level D
Bilingual Lan...	68	100	154	36
Italian Langu...		10	9	3
Cantonese La...			13	
German Lang...		3	1	
Chinese Lang...	3			
Punjabi Lang...			1	1
Mandarin Lan...		1	1	

## LANGUAGE SKILLS BREAKDOWN

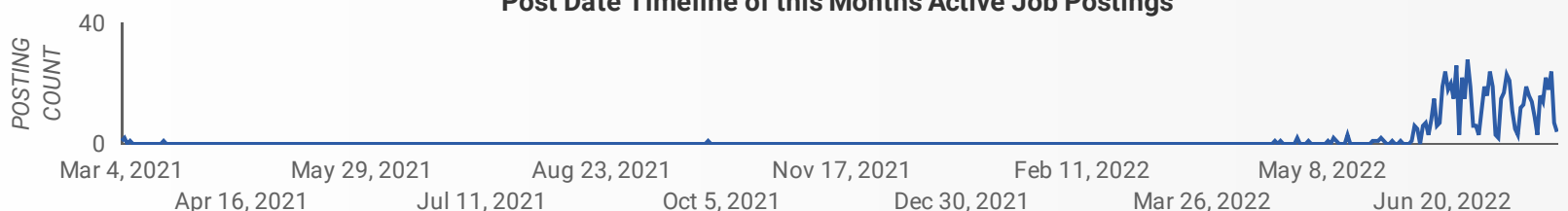
Which kinds of language skills do employers seek?



LANGUAGES	POSTING COUNT
1. Bilingual Language Jobs	694
2. Italian Language Jobs	28
3. Cantonese Language Jobs	14
4. Chinese Language Jobs	6
5. German Language Jobs	6
6. Japanese Language Jobs	4

1 - 10 / 10

## Post Date Timeline of this Month's Active Job Postings



## LANGUAGE SKILLS BEING RECRUITED BY JOB CATEGORY

What language skills are sought by 1-Digit NOC?

BROAD OCCUPATIONAL CATEGORY	Bilingual ...	Italian La...	Cantones...	German ...	Chinese ...	Punjabi L...	Grand total
Business, finance and administration occu...	67						67
Health occupations	17						17
Management occupations	43				3		48
Natural and applied sciences and related o...	10						10
Natural resources, agriculture and related ...	3						3
Occupations in art, culture, recreation and ...	4			3			7
Occupations in education, law and social, ...	36	2	1				39
Occupations in manufacturing and utilities	1						1
Sales and service occupations	135	20	12	1		1	172
Trades, transport and equipment operator...	42					1	43
<b>Grand total</b>	<b>358</b>	<b>22</b>	<b>13</b>	<b>4</b>	<b>3</b>	<b>2</b>	<b>407</b>

## MULTILINGUAL JOB POSTINGS BY MUNICIPALITY

What language skills are sought by 4-Digit NOC?

	MUNICIPALITY	JOB LANGUAGES	AVG POSTING LENGTH IN DAYS	MEDIAN POSTING LENGTH IN DAYS
1.	City of Oshawa	243	19.1	14
2.	City of Whitby	148	19.9	14
3.	City of Pickering	127	20.2	15
4.	City of Ajax	107	21.6	19.5
5.	Municipality of Clarington	59	20.1	15
6.	Municipality of Uxbridge	33	20.5	14
7.	Municipality of Scugog	20	20.9	14
8.	Municipality of Brock	14	26.6	21



## LANGUAGE DEMAND BY JOB

What language skills are sought by 4-Digit NOC?

4 DIGIT NOC NAME	POSTINGS
1. Retail salespersons	36
2. Other customer and information services re...	33
3. Retail and wholesale trade managers	24
4. Cooks	24
5. Food and beverage servers	15
6. Administrative assistants	15
7. Receptionists	13
8. Home support workers  housekeepers and r...	13
9. Food counter attendants  kitchen helpers an...	13
10. Transport truck drivers	12
11. Cashiers	11
12. Delivery and courier service drivers	9
13. Bartenders	8
14. Corporate sales managers	7
15. Other instructors	7
16. Material handlers	6
17. Retail and wholesale buyers	6
18. Social and community service workers	6
19. Shippers and receivers	6
20. Landscape and horticulture technicians and...	4
21. Facility operation and maintenance manage...	4
22. Chefs	4
23. Other financial officers	4
24. Restaurant and food service managers	4
25. Store shelf stockers  clerks and order fillers	3
26. Early childhood educators and assistants	3
27. Bakers	3
28. Accounting and related clerks	3
29. Financial and investment analysts	3
30. Nurse aides  orderlies and patient service a...	3
31. Insurance adjusters and claims examiners	3
1 - 99 / 99 < >	

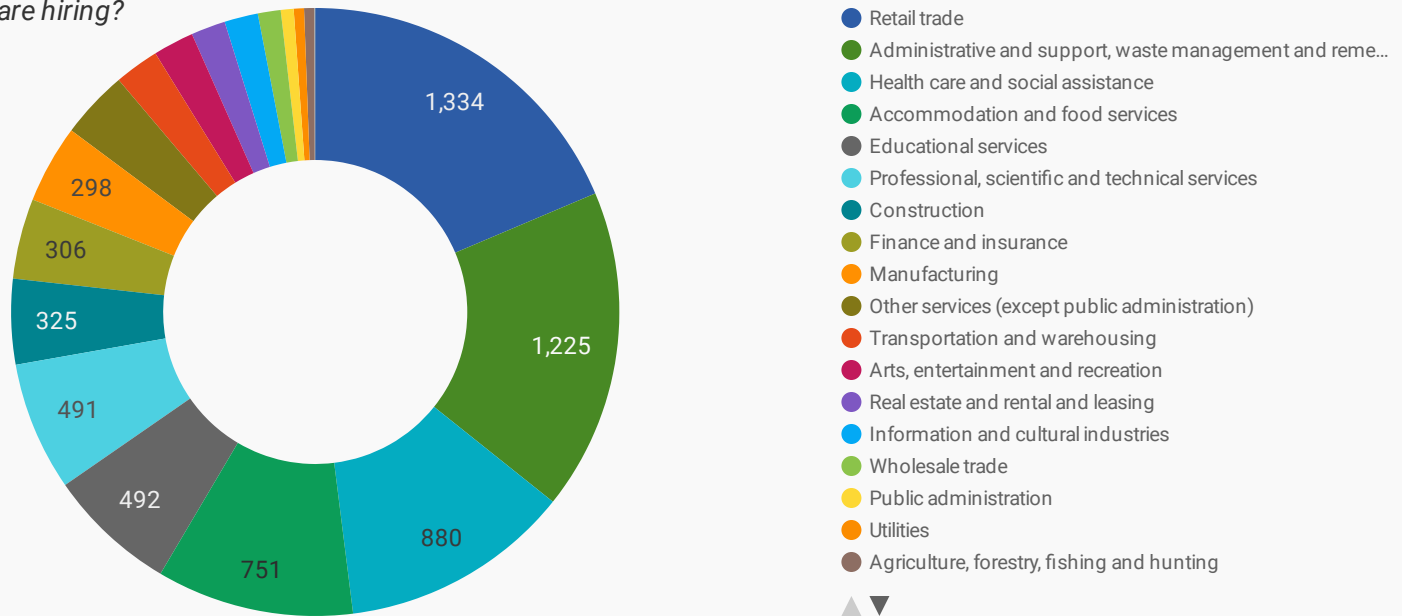
## MULTILINGUAL HIRING EMPLOYERS

Which employers are seeking multilingual candidates?

COMPANY	POSTINGS
1. Farm Boy Inc.	14
2. Concentrix	12
3. Farm Boy	12
4. Durham District School Board	11
5. Cara Operations	11
6. Canon	10
7. Durham Catholic District School Board	10
8. The Source (Bell) Electronics Inc.	10
9. Choko Motorsports	9
10. La Source	8
11. Intact	8
12. Compass Group	7
13. Laura Canada	7
14. The Restorer Inc.	6
15. Reitmans	6
16. Peterborough Victoria Northumberland and Clarington Catholic DSB	6
17. Bell	5
18. Grandview Kids	5
19. BELL MOBILITY/BELL MOBILITÄ%	5
20. Southbridge Care Homes	5
21. Municipal Property Assessment Corporation	5
22. Phoenix A.M.D. International	5
23. www.lendcare.ca	5
24. Kawartha Pine Ridge District School Board	5
25. Durham Region Unemployed Help Centre	5
26. Agilus Work Solutions	4
27. Melly's Workplace	4
28. 7-Eleven	4
29. Paris Jewellers	4
30. NFP Corp	4
1 - 50 / 444 < >	

## TOP HIRING SECTORS BY 2-DIGIT NAICS CODE

What sectors are hiring?



	2-DIGIT NAICS LABEL	NAICS CODE	POSTING COUNT ▼	AVG POSTING LENGTH IN DAYS	MEDIAN POSTING LENGTH IN DAYS
1.	Retail trade	44-45	1,334	17.8	14
2.	Administrative and support, waste management and remediation services	56	1,225	21.9	21
3.	Health care and social assistance	62	880	21.7	14
4.	Accommodation and food services	72	751	19.4	14
5.	Educational services	61	492	12.6	14
6.	Professional, scientific and technical services	54	491	18.5	14
7.	Construction	23	325	19.3	14
8.	Finance and insurance	52	306	16.5	14
9.	Manufacturing	31-33	298	19.4	15
10.	Other services (except public administration)	81	260	19.0	14
11.	Transportation and warehousing	48-49	170	18.7	14
12.	Arts, entertainment and recreation	71	155	17.3	14
13.	Real estate and rental and leasing	53	131	20.5	14
14.	Information and cultural industries	51	128	16.5	14
15.	Wholesale trade	41	87	20.7	21
16.	Public administration	91	49	21.6	21
17.	Utilities	22	39	18.0	15
18.	Agriculture, forestry, fishing and hunting	11	38	29.1	21
19.	Mining, quarrying, and oil and gas extraction	21	2		
20.	Management of companies and enterprises	55	2		

NOTE: NAICS code 56 includes Employment Agencies. Manufacturing includes codes 31-33, Retail Trade includes codes 44-45 and Transportation and Warehousing includes codes 48-49.

## TOP HIRING SECTORS BY 3-DIGIT NAICS CODE

What sectors are hiring?

	3-DIGIT NAICS LABEL	NAICS CODE	POSTING COUNT ▾	AVG POSTING LENGTH IN DAYS	MEDIAN POSTING LENGTH IN DAYS
1.	Administrative and support services	561	1,137	22.2	21
2.	Food services and drinking places	722	689	19.6	14
3.	Educational services	611	492	12.6	14
4.	Professional, scientific and technical services	541	491	18.5	14
5.	Ambulatory health care services	621	430	21.3	17
6.	Nursing and residential care facilities	623	302	21.1	14
7.	Food and beverage stores	445	285	17.0	14
8.	Clothing and clothing accessories stores	448	217	19.9	21
9.	General merchandise stores	452	198	16.4	14
10.	Specialty trade contractors	238	192	20.5	14
11.	Health and personal care stores	446	156	18.5	14
12.	Credit intermediation and related activities	522	148	16.0	14
13.	Amusement, gambling and recreation industries	713	146	16.9	14
14.	Social assistance	624	141	21.5	14
15.	Insurance carriers and related activities	524	141	17.1	14
16.	Motor vehicle and parts dealers	441	127	17.6	15
17.	Personal and laundry services	812	119	19.4	14
18.	Repair and maintenance	811	115	18.5	14
19.	Construction of buildings	236	112	18.0	15
20.	Truck transportation	484	104	18.4	14
21.	Telecommunications	517	103	15.7	14
22.	Furniture and home furnishings stores	442	103	17.0	14
23.	Waste management and remediation services	562	88	17.9	21
24.	Miscellaneous store retailers	453	78	16.7	14
25.	Building material and garden equipment and supplies dealers	444	73	17.3	14
26.	Transportation equipment manufacturing	336	71	19.1	19.5
27.	Real estate	531	69	16.0	14
28.	Fabricated metal product manufacturing	332	65	18.4	14
29.	Rental and leasing services	532	62	23.5	21
30.	Accommodation services	721	61	17.0	14
31.	Sporting goods, hobby, book and music stores	451	42	17.6	18.5



## TOP HIRING SECTORS BY 4-DIGIT NAICS CODE

What sectors are hiring?

	4-DIGIT NAICS LABEL	NAICS CODE	POSTING COUNT ▾	AVG POSTING LENGTH IN DAYS	MEDIAN POSTING LENGTH IN DAYS
1.	Employment services	5613	786	24.0	21
2.	Full-service restaurants and limited-service eating places	7225	612	19.7	14
3.	Grocery stores	4451	273	16.8	14
4.	Community care facilities for the elderly	6233	251	20.5	14
5.	Elementary and secondary schools	6111	238	7.3	5
6.	Services to buildings and dwellings	5617	188	18.0	14.5
7.	Clothing stores	4481	183	20.3	21
8.	Architectural, engineering and related services	5413	173	19.1	14
9.	Health and personal care stores	4461	156	18.5	14
10.	Community colleges and C.E.G.E.P.s	6112	151	18.4	21
11.	Agencies, brokerages and other insurance related activities	5242	133	17.1	14
12.	Depository credit intermediation	5221	132	16.2	14
13.	Home health care services	6216	131	27.2	21
14.	Other amusement and recreation industries	7139	121	16.6	14
15.	Offices of other health practitioners	6213	119	17.6	14
16.	Department stores	4521	116	14.6	14
17.	Management, scientific and technical consulting services	5416	101	20.8	21
18.	Wired and wireless telecommunications carriers(except satellite)	5173	99	15.5	14
19.	Offices of dentists	6212	97	17.0	14
20.	Investigation and security services	5616	96	17.1	14
21.	General freight trucking	4841	93	18.6	14
22.	Automotive repair and maintenance	8111	88	17.2	14
23.	Automobile dealers	4411	87	17.8	15
24.	Personal care services	8121	83	22.0	21
25.	Other general merchandise stores	4529	82	19.7	21
26.	Furniture stores	4421	81	17.6	15
27.	Residential building construction	2361	79	18.8	15
28.	Special food services	7223	77	18.2	14
29.	Child day-care services	6244	72	19.0	15
30.	Remediation and other waste management services	5629	70	18.3	21
31.	Building material and supplies dealers	4441	70	15.9	14

## TOP HIRING SECTORS BY 5-DIGIT NAICS CODE

What sectors are hiring?

	5-DIGIT NAICS LABEL	NAICS CODE	POSTING COUNT ▾	AVG POSTING LENGTH IN DAYS	MEDIAN POSTING LENGTH IN DAYS
1.	Employment placement agencies and executive search services	56131	782	23.9	21
2.	Full-service restaurants and limited-service eating places	72251	612	19.7	14
3.	Supermarkets and other grocery (except convenience) stores	44511	259	17.1	14
4.	Community care facilities for the elderly	62331	251	20.5	14
5.	Elementary and secondary schools	61111	238	7.3	5
6.	Engineering services	54133	171	19.0	14
7.	Community colleges and C.E.G.E.P.s	61121	151	18.4	21
8.	Home health care services	62161	131	27.2	21
9.	Insurance agencies and brokerages	52421	127	16.9	14
10.	Banking	52211	116	16.2	14
11.	Department stores	45211	116	14.6	14
12.	Wired and wireless telecommunications carriers (except satellite)	51731	99	15.5	14
13.	Offices of dentists	62121	97	17.0	14
14.	Investigation, guard and armoured car services	56161	93	17.2	14
15.	Management consulting services	54161	82	21.6	21
16.	Furniture stores	44211	81	17.6	15
17.	Janitorial services	56172	81	17.0	14
18.	All other general merchandise stores	45299	80	19.9	21
19.	Residential building construction	23611	79	18.8	15
20.	Landscaping services	56173	74	18.4	15
21.	Fitness and recreational sports centres	71394	73	17.4	14.5
22.	Child day-care services	62441	72	19.0	15
23.	Automobile and light-duty motor vehicle manufacturing	33611	65	19.2	19.5
24.	New car dealers	44111	64	17.2	15
25.	Offices of physical, occupational, and speech therapists and audiologists	62134	64	18.9	21
26.	Research and development in the physical, engineering and life sciences	54171	63	16.5	14
27.	General freight trucking, local	48411	63	19.3	14
28.	Pharmacies and drug stores	44611	63	17.5	17
29.	Food service contractors	72231	61	18.7	21
30.	Women's clothing stores	44812	55	19.1	21
31.	Universities	61131	55	14.8	14

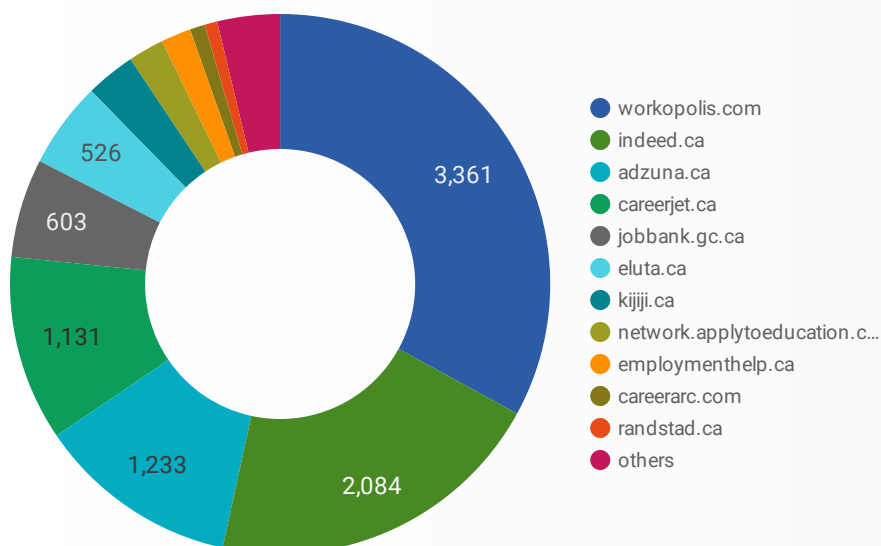
## TOP HIRING SECTORS BY 6-DIGIT NAICS CODE

What sectors are hiring?

	6-DIGIT NAICS LABEL	NAICS CODE	POSTING COUNT ▼	AVG POSTING LENGTH IN DAYS	MEDIAN POSTING LENGTH IN DAYS
1.	Employment placement agencies and executive search services	561310	782	23.9	21
2.	Limited-service eating places	722512	311	20.5	14
3.	Full-service restaurants	722511	301	19.0	14
4.	Supermarkets and other grocery (except convenience) stores	445110	259	17.1	14
5.	Community care facilities for the elderly	623310	251	20.5	14
6.	Elementary and secondary schools	611110	238	7.3	5
7.	Engineering services	541330	171	19.0	14
8.	Community colleges and C.E.G.E.P.s	611210	151	18.4	21
9.	Home health care services	621610	131	27.2	21
10.	Insurance agencies and brokerages	524210	127	16.9	14
11.	Personal and commercial banking industry	522111	116	16.2	14
12.	Department stores	452110	116	14.6	14
13.	Wired and wireless telecommunications carriers (except satellite)	517310	99	15.5	14
14.	Offices of dentists	621210	97	17.0	14
15.	Security guard and patrol services	561612	93	17.2	14
16.	Furniture stores	442110	81	17.6	15
17.	Residential building construction	236110	79	18.8	15
18.	Janitorial services (except window cleaning)	561722	78	16.9	14
19.	Landscaping services	561730	74	18.4	15
20.	Fitness and recreational sports centres	713940	73	17.4	14.5
21.	Child day-care services	624410	72	19.0	15
22.	Automobile and light-duty motor vehicle manufacturing	336110	65	19.2	19.5
23.	Offices of physical, occupational, and speech therapists and audiologists	621340	64	18.9	21
24.	New car dealers	441110	64	17.2	15
25.	Pharmacies and drug stores	446110	63	17.5	17
26.	Research and development in the physical, engineering and life sciences	541710	63	16.5	14
27.	General freight trucking, local	484110	63	19.3	14
28.	Food service contractors	722310	61	18.7	21
29.	Universities	611310	55	14.8	14
30.	Women's clothing stores	448120	55	19.1	21

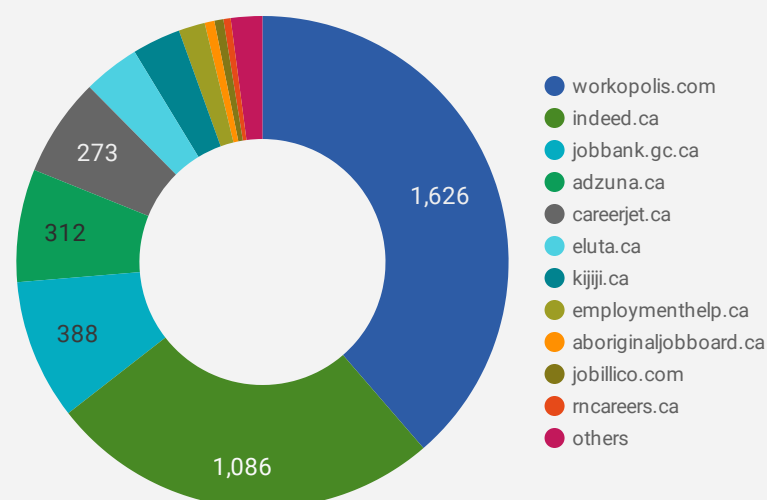
## JOB POSTINGS BY JOB BOARD

What share of unique job postings appear on each job board?



## COMPANIES BY JOB BOARD

What share of unique job postings appear on each job board?



## JOB POSTING DETAILS BY JOB BOARD

How does job posting activity differ by job board?

	JOB BOARD	POSTING COUNT ▾	AVG POSTING LENGTH IN DAYS	MEDIAN POSTING LENGTH IN DAYS	# OF COMPANIES
1.	workopolis.com	3,361	14.0	14	1,626
2.	indeed.ca	2,084	21.0	21	1,086
3.	adzuna.ca	1,233	14.0	14	312
4.	careerjet.ca	1,131	24.7	35	273
5.	jobbank.gc.ca	603	38.6	29	388
6.	eluta.ca	526	21.0	21	156
7.	kijiji.ca	303	15.0	15	134
8.	network.applytoeducation.com	218	5.7	4	5
9.	employmenthelp.ca	183	90.1	75	73
10.	careerarc.com	92	40.3	23	14
11.	randstad.ca	78	35.7	27	1
12.	careerbuilder.ca	74	27.3	30	19
13.	jobillico.com	68	30.5	25	25
14.	rnccareers.ca	42	60.7	74	20
15.	aboriginaljobboard.ca	40	30.4	31	27
16.	agilec.ca	31	103.9	94	7
17.	careerowl.ca	25	121.6	69	11