

JOB DEMAND REPORT

MAY 2022

HIGHLIGHTS

JOB POSTINGS BY THE NUMBERS

POSTING COUNT	NEW THIS MONTH	COMPANIES	JOB BOARDS
10,702	6,084	3,626	34

OF DAYS POSTED

AVERAGE	MEDIAN
22.9	22

REPORT BUILDER

The default filter selection below will show all job demand data for the month. You can use the filters to create a customized report for the purpose of understanding a subset of the data.

OCCUPATION FILTERS

SKILL TYPE NAME / 1-DIGIT NOC	▼
MAJOR GROUP / 2-DIGIT NOC	▼
MINOR GROUP / 3-DIGIT NOC	▼
UNIT GROUP / 4-DIGIT NOC	▼
SKILL LEVEL	▼
JOB TYPE	▼
JOB DURATION	▼
ADDITIONAL LANGUAGE	▼
SPECIFIC JOB TAGS	▼

INDUSTRY/SECTOR FILTERS

HIRING SECTOR BY 2-DIGIT NAICS CODE	▼
HIRING SECTOR BY 3-DIGIT NAICS CODE	▼
HIRING SECTOR BY 4-DIGIT NAICS CODE	▼
HIRING SECTOR BY 5-DIGIT NAICS CODE	▼
HIRING SECTOR BY 6-DIGIT NAICS CODE	▼

OTHER FILTERS

MUNICIPALITY	▼
JOB BOARD	▼

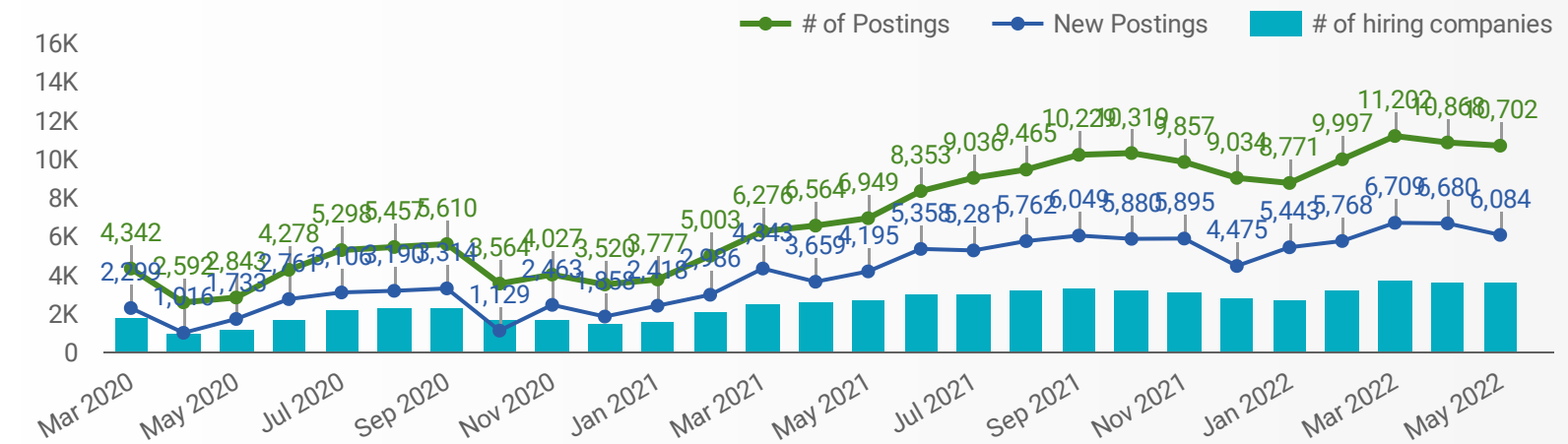
NOC = National Occupation Classification | NAICS = North American Industry Classification System

Source:

Job posting data collected by Durham Workforce Authority from job boards and employer websites who recruit candidates in Durham Region.

JOB POSTINGS BY MONTH FOR DURHAM REGION

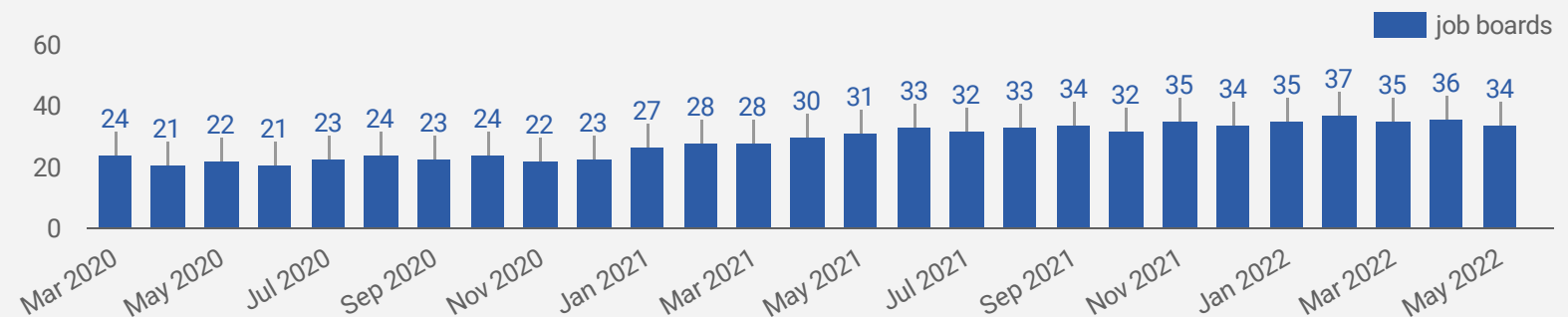
How many job postings were active for at least 1 day this month?



NOTE: This graph cannot be filtered using the controls on the cover page

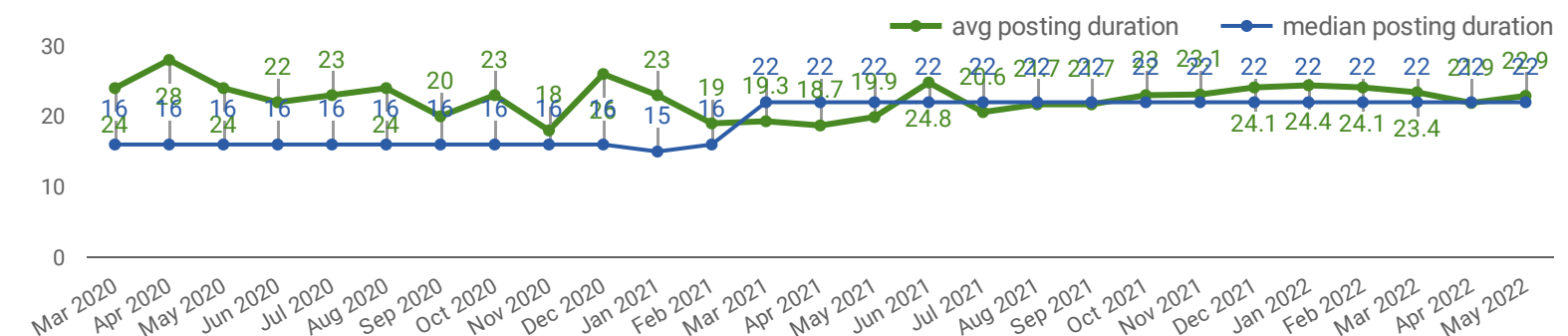
NUMBER OF ACTIVE JOB BOARDS

How many job postings were active for at least 1 day this month on these job boards?



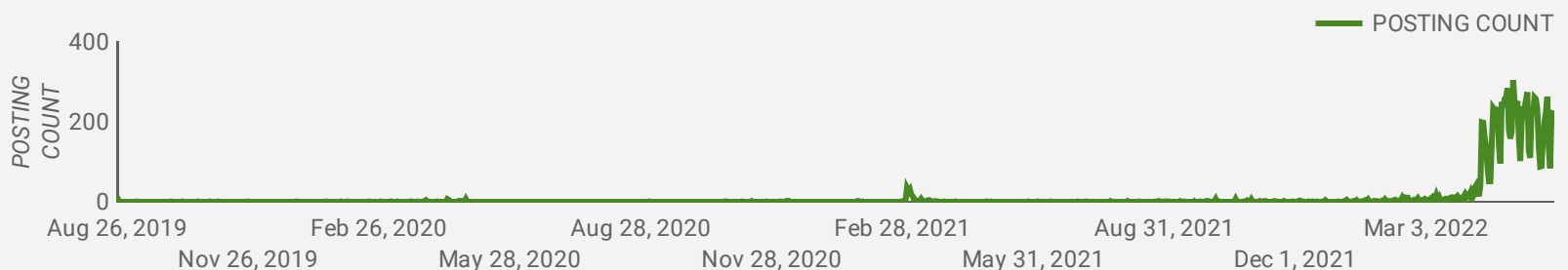
AVG & MEDIAN POSTING LENGTH BY DAYS

How long are employers having to recruit for to find candidates to fill their job vacancies?



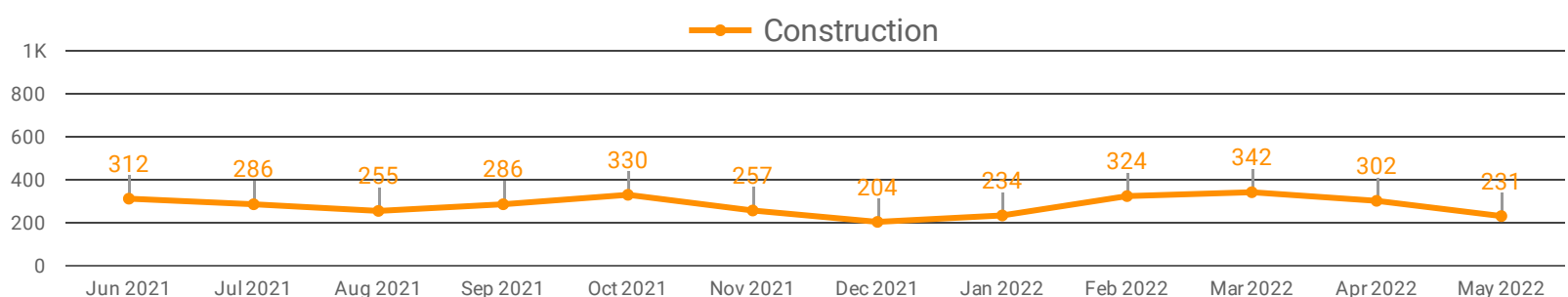
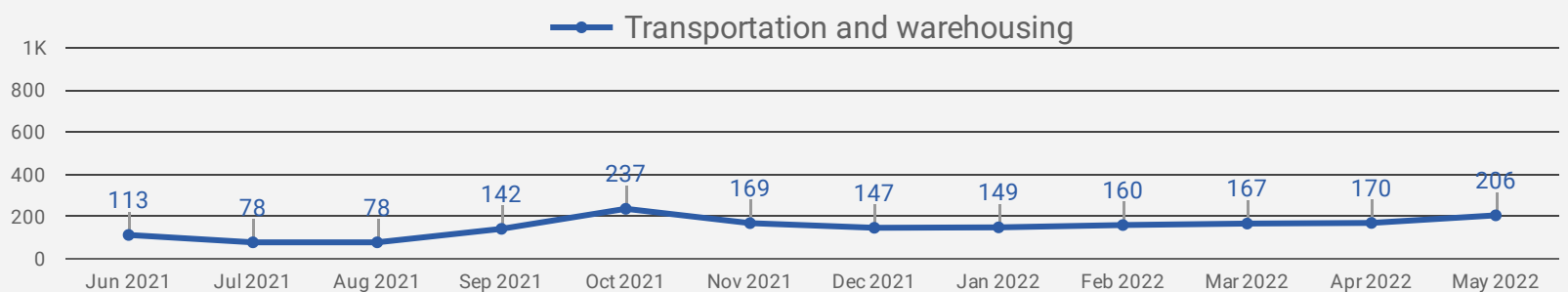
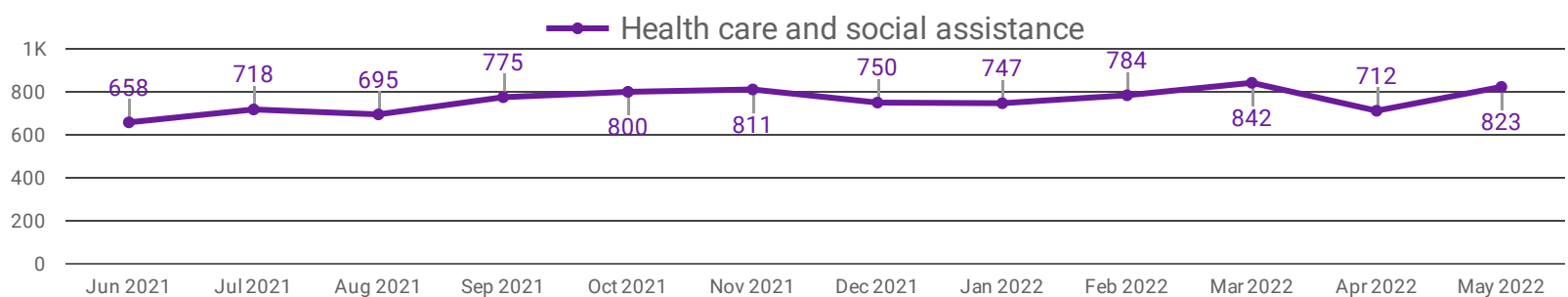
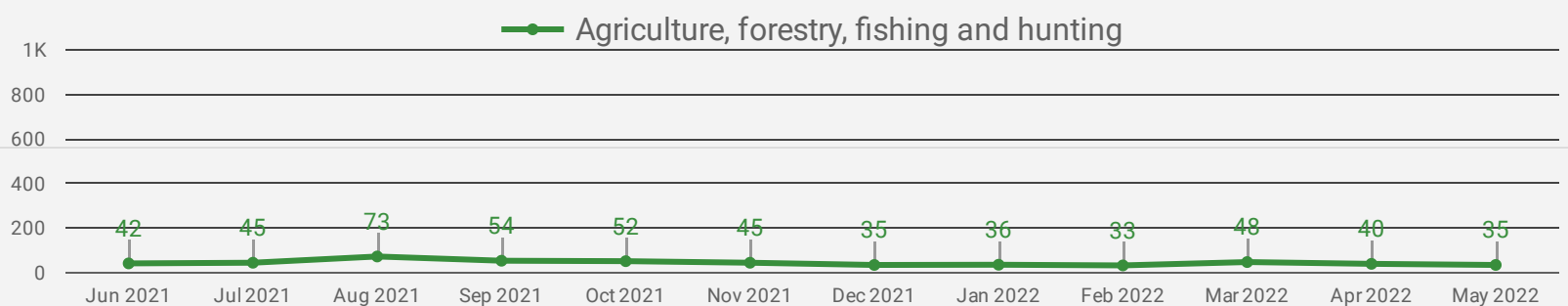
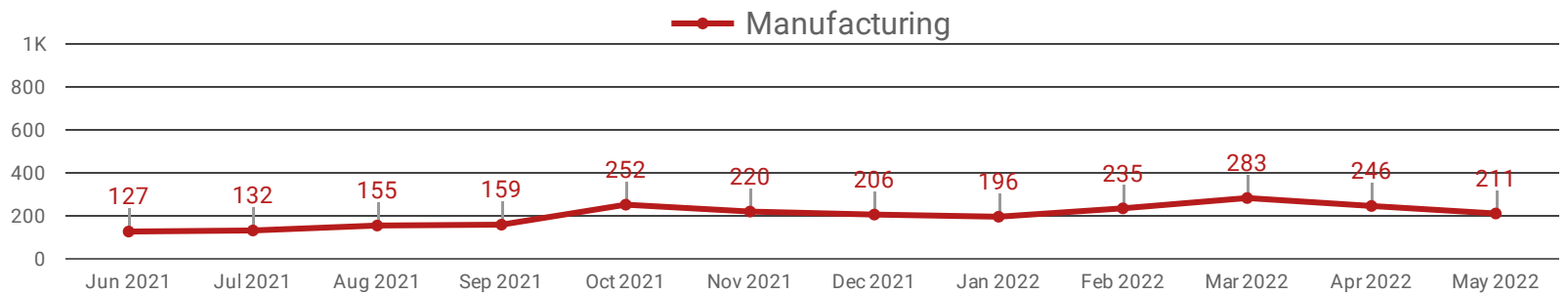
POST DATE TIMELINE FOR THIS MONTH'S ACTIVE JOB POSTINGS

How many job postings were active for at least 1 day this month?



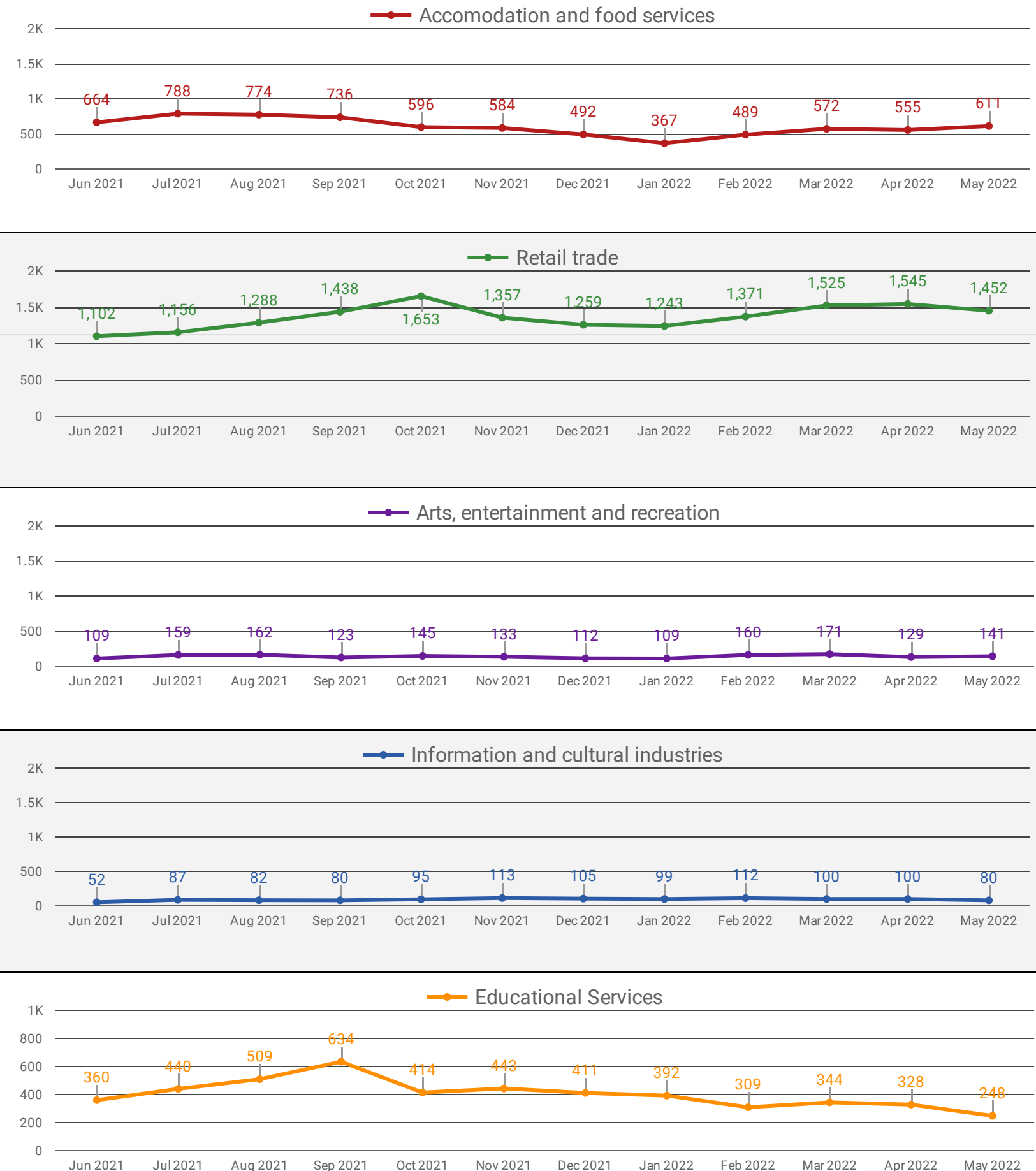
DEMAND BY KEY SECTOR (DURHAM REGION)

How many job postings were active for at least 1 day this month by sector?



DEMAND BY IMPACTED SECTOR (DURHAM REGION)

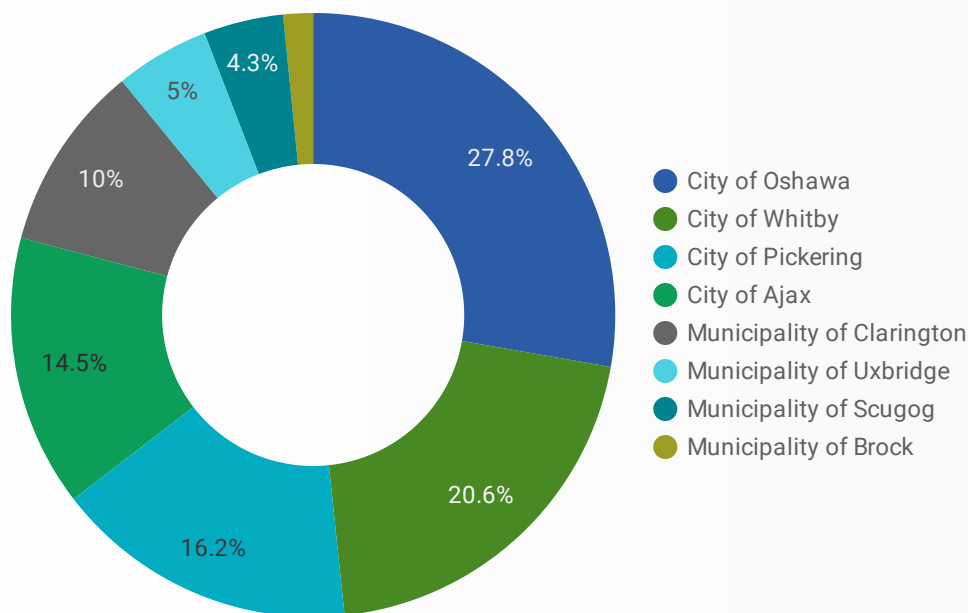
How many job postings were active for at least 1 day this month by sector?



JOB POSTINGS BY MUNICIPALITY

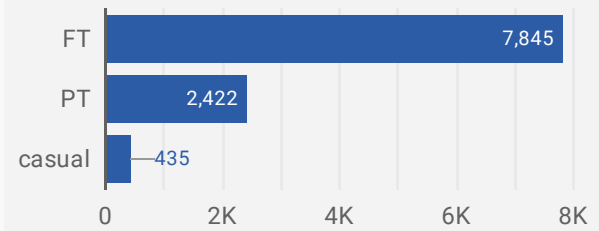
How many job postings were active for at least 1 day this month?

	MUNICIPALITY	POSTING COUNT	AVG POSTING LENGTH IN DAYS	MEDIAN POSTING LENGTH IN DAYS
1.	City of Oshawa	2,926	22.0	22
2.	City of Whitby	2,171	21.9	22
3.	City of Pickering	1,711	22.4	22
4.	City of Ajax	1,534	23.3	22
5.	Municipality of Clarington	1,052	27.7	22
6.	Municipality of Uxbridge	532	22.8	22
7.	Municipality of Scugog	450	23.5	22
8.	Municipality of Brock	168	25.6	22



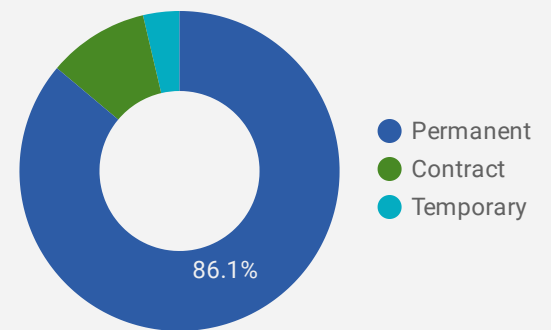
JOB TYPE

Full-time vs Part-time



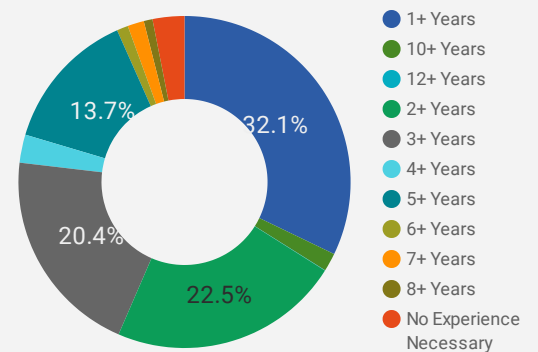
JOB DURATION

Permanency of jobs posted



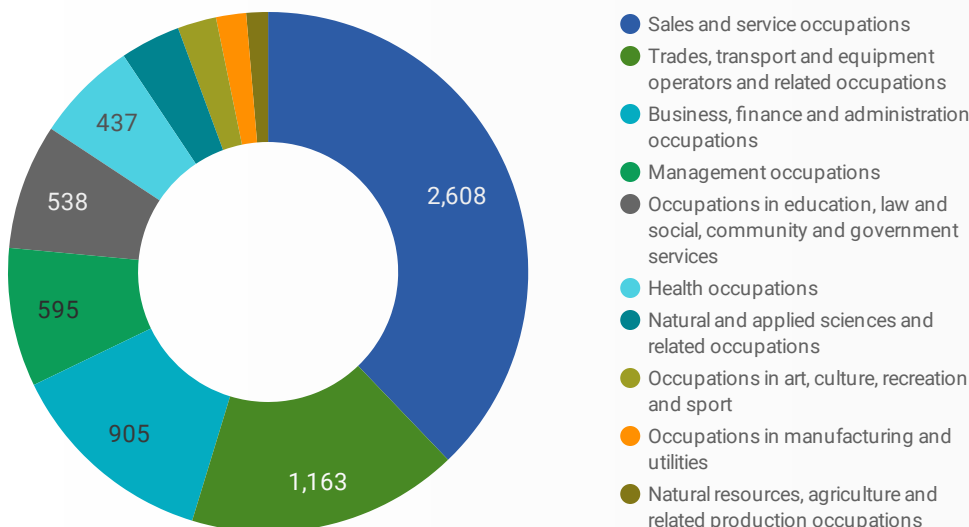
JOB EXPERIENCE LEVEL

Job Postings by Years of Experience Required



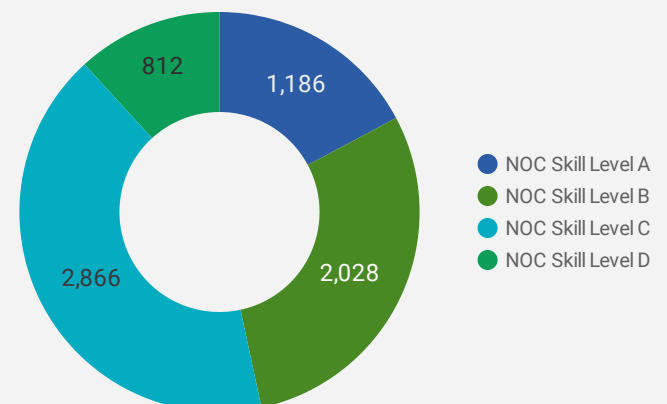
JOB POSTINGS BY SKILL TYPE

What skill type is being recruited?



JOB POSTINGS BY SKILL LEVEL

What education do occupations typically require?



Skill Level A = Usually University education | Skill Level B = Usually College education or Apprenticeship training | Skill Level C = Usually Secondary education or occupation-specific training | Skill Level D = Usually on-the-job training

TOP HIRING EMPLOYERS & AGENCIES

Who is hiring?

	COMPANY	MUNICIPALITY	POSTINGS COUNT ▾	AVG POSTING LENGTH IN DAYS	MEDIAN POSTING LENGTH IN DAYS
1.	6 Management Inc.	City of Pickering	52	10.8	8
2.	Lakeridge Health	City of Oshawa	51	22.0	22
3.	Thermo Fisher Scientific	City of Whitby	50	19.8	22
4.	Durham District School Board	City of Whitby	40	36.1	61
5.	Ontario Shores Centre for Mental Health Services	City of Whitby	40	21.7	22
6.	Durham College	City of Oshawa	40	20.7	22
7.	City of Pickering	City of Pickering	34	8.0	7
8.	Intact	City of Ajax	31	22.0	22
9.	General Motors	City of Oshawa	30	22.6	22
10.	The Town of Whitby	City of Whitby	29	18.3	15
11.	Community Care Durham	City of Whitby	28	20.4	22
12.	Municipality of Clarington	Municipality of Clarington	27	15.4	14
13.	City of Oshawa	City of Oshawa	26	21.4	22
14.	Southbridge Care Homes	City of Pickering	26	24.6	22
15.	Randstad	City of Oshawa	25	24.6	25
16.	Nordik Spa-Nature	City of Whitby	25	21.9	19
17.	Coughlan Group of Companies	City of Ajax	25	21.5	22
18.	Adecco Canada	City of Ajax	24	22.0	22
19.	Loblaws	City of Ajax	23	15.0	15
20.	Randstad Canada	City of Oshawa	23	48.7	32
21.	Durham Region	Municipality of Uxbridge	22	134.2	125
22.	Adecco Canada	Municipality of Uxbridge	21	22.0	22
23.	Swiss Chalet	City of Oshawa	20	90.0	90
24.	Durham Region	Municipality of Scugog	20	56.7	61
25.	VPI Working Solutions	City of Oshawa	20	27.7	26
26.	Randstad Canada	City of Ajax	20	51.5	43
27.	Pickering Casino Resort	City of Pickering	19	22.0	22
28.	Thermo Fisher Scientific Co.	City of Whitby	19	22.0	22
29.	SNC-Lavalin	Municipality of Clarington	19	23.2	22

TOP HOURLY WAGES IN JOB POSTINGS

What are employers willing to pay to find the perfect candidate?

of Minimum Wage Job Postings
280

	JOB TITLE	COMPANY	LOCATION	WAGE VALUE ▾
1.	Chiroprapist	HealthCasa	City of Ajax	241
2.	Speech Language Pathologist - Virtual	The Speech Associates - VIRTUAL - CDA SUPERVISOR	null	110
3.	Driver, School Bus	Century Transportation Ltd.	Municipality of Scugog	100
4.	Practitioner	Your Health Collective	City of Ajax	90
5.	Site Auditor	Pickering Casino Resort	City of Pickering	88
6.	MassothÃ©rapeute	Thermea spa village - Whitby	City of Whitby	77
7.	MassothÃ©rapeute	Nordik Spa-Nature	City of Whitby	77
8.	Talent Management Specialist	Morson International	City of Pickering	75
9.	Data Management Lead	Epsilon Solutions LTD.	City of Ajax	75
10.	Board Certified Behaviour Analyst - Bcba	Positive Behavior Supports Corporation	City of Whitby	70
11.	Radiation Surveyor	Nuvia Canada Inc.	Municipality of Clarington	65
12.	Communicative Disorders Assistant	Speech Associates	null	65
13.	Patient Care Manager, Integrated	Lakeridge Health	City of Oshawa	65
				1 - 100 / 2423 < >

TOP SALARIES IN JOB POSTINGS

What are employers willing to pay to find the perfect candidate?

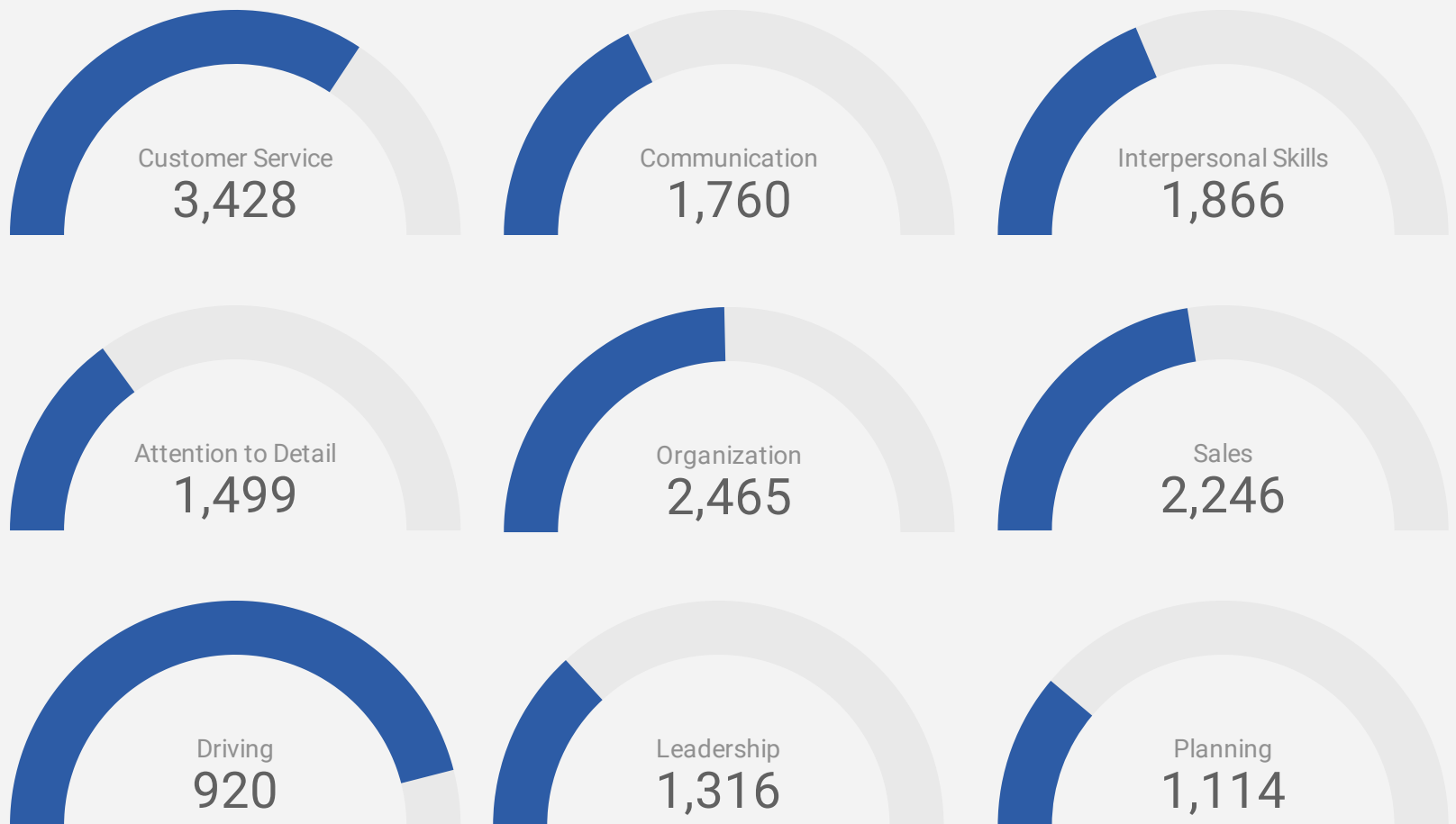
	JOB TITLE	COMPANY	LOCATION	WAGE VALUE ▾
1.	Associate Dentist	Oshawa Dentist	City of Oshawa	311,998
2.	Associate Dentist	BROCKINGTON DENTAL OFFICE	City of Pickering	300,000
3.	Dentist	King Ritson Dental Clinic	City of Oshawa	294,611
4.	Dental Associate	Simcoe Smile Dental	City of Oshawa	287,851
5.	Sales Representative, Real Estate	RE/MAX IMPACT REALTY	Municipality of Clarington	250,000
6.	Family Physician - Oshawa, On	Jack Nathan Health	City of Oshawa	250,000
7.	Real Estate Sales Representative	RE/MAX IMPACT REALTY	Municipality of Clarington	250,000
8.	Experienced Personal Lines Sales Broker	Mitchell & Whale Insurance Brokers	City of Whitby	200,000
9.	Insurance Sales Broker	Distinct Insurance	City of Whitby	200,000
10.	Director of Finance	Lannick	City of Pickering	180,000
11.	Velocity Account Executive	About Appspace:	Municipality of Brock	160,000
12.	Financial Services Manager	Taylor Ford	Municipality of Scudod	160,000
				1 - 100 / 3162 < >

TOP IN-DEMAND SKILLS

How many times were these skills found in job postings?

ACTIVE JOB POSTINGS THIS MONTH

10,702

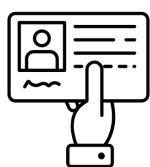


KEY JOB REQUIREMENTS

How often are these requirements desired in job postings?

ACTIVE JOB POSTINGS THIS MONTH

10,702



Driver's License
1,998



First Aid
569



Regular Access to a Vehicle
445



Criminal Record Check
566



Microsoft Office
708



Food Safety
280

TOP OCCUPATIONS BY SKILL, FREQUENCY & DURATION

What jobs are in-demand and/or hard to fill?

	4 DIGIT NOC	4 DIGIT NOC NAME	SKILL LEVEL	POSTING COUNT	AVG POSTING LENGTH IN DAYS	MEDIAN POSTING LENGTH IN DAYS
1.	6421	Retail salespersons	NOC Skill Level C	663	20.3	22
2.	7452	Material handlers	NOC Skill Level C	318	24.2	22
3.	6322	Cooks	NOC Skill Level B	304	29.2	22
4.	6552	Other customer and information services representatives	NOC Skill Level C	270	22.2	22
5.	621	Retail and wholesale trade managers	NOC Skill Level A	266	22.2	22
6.	4412	Home support workers, housekeepers and related occupations	NOC Skill Level C	230	24.6	22
7.	6731	Light duty cleaners	NOC Skill Level D	147	22.4	22
8.	7511	Transport truck drivers	NOC Skill Level C	146	25.0	22
9.	6513	Food and beverage servers	NOC Skill Level C	142	20.4	22
10.	1414	Receptionists	NOC Skill Level C	126	21.0	22
11.	6541	Security guards and related security service occupations	NOC Skill Level C	122	20.1	22
12.	1241	Administrative assistants	NOC Skill Level B	118	22.3	22
13.	6711	Food counter attendants, kitchen helpers and related support occupations	NOC Skill Level D	117	22.3	22
14.	6622	Store shelf stockers, clerks and order fillers	NOC Skill Level D	105	21.3	22
15.	7514	Delivery and courier service drivers	NOC Skill Level C	103	20.5	22
16.	6611	Cashiers	NOC Skill Level D	90	23.2	22
17.	7611	Construction trades helpers and labourers	NOC Skill Level D	84	39.9	22
18.	5254	Program leaders and instructors in recreation, sport and fitness	NOC Skill Level B	75	22.0	22
19.	1114	Other financial officers	NOC Skill Level A	74	18.2	22
20.	631	Restaurant and food service managers	NOC Skill Level A	72	37.3	22
21.	3233	Licensed practical nurses	NOC Skill Level B	70	24.3	22
22.	1521	Shippers and receivers	NOC Skill Level C	69	21.3	22
23.	8612	Landscaping and grounds maintenance labourers	NOC Skill Level D	64	20.2	22
24.	6733	Janitors, caretakers and building superintendents	NOC Skill Level D	61	21.0	22
25.	3219	Other medical technologists and technicians (except dental health)	NOC Skill Level B	61	19.2	22
26.	4212	Social and community service workers	NOC Skill Level B	60	23.6	22
27.	6311	Food service supervisors	NOC Skill Level B	58	59.5	22
28.	1123	Professional occupations in advertising, marketing and public relations	NOC Skill Level A	58	20.0	22
29.	6211	Retail sales supervisors	NOC Skill Level B	52	22.5	22

JOB POSTINGS BY 3-DIGIT NATIONAL OCCUPATION CLASSIFICATION

What jobs are hard to fill and/or in-demand?

	3 DIGIT NOC	3 DIGIT NOC NAME	SKILL LEVEL	POSTING COUNT ▼	AVG POSTING LENGTH IN DAYS	MEDIAN POSTING LENGTH IN DAYS
1.	642	Retail salespersons	NOC Skill Level C	663	20.3	22
2.	632	Chefs and cooks	NOC Skill Level B	335	29.8	22
3.	745	Longshore workers and material handlers	NOC Skill Level C	318	24.2	22
4.	655	Customer and information services representatives	NOC Skill Level C	277	21.9	22
5.	751	Motor vehicle and transit drivers	NOC Skill Level C	275	24.2	22
6.	062	Retail and wholesale trade managers	NOC Skill Level A	266	22.2	22
7.	673	Cleaners	NOC Skill Level D	259	23.5	22
8.	441	Home care providers and educational support occupations	NOC Skill Level C	250	24.3	22
9.	651	Occupations in food and beverage service	NOC Skill Level C	219	22.1	22
10.	141	General office workers	NOC Skill Level C	170	21.4	22
11.	421	Paraprofessional occupations in legal, social, community and education services	NOC Skill Level B	146	21.9	22
12.	124	Office administrative assistants - general, legal and medical	NOC Skill Level B	129	22.0	22
13.	654	Security guards and related security service occupations	NOC Skill Level C	122	20.1	22
14.	152	Supply chain logistics, tracking and scheduling co-ordination occupations	NOC Skill Level C	121	21.2	22
15.	122	Administrative and regulatory occupations	NOC Skill Level B	120	20.2	22
16.	671	Food counter attendants, kitchen helpers and related support occupations	NOC Skill Level D	117	22.3	22
17.	662	Other sales support and related occupations	NOC Skill Level D	116	21.3	22
18.	111	Auditors, accountants and investment professionals	NOC Skill Level A	110	23.2	22
19.	321	Medical technologists and technicians (except dental health)	NOC Skill Level B	103	22.2	22
20.	323	Other technical occupations in health care	NOC Skill Level B	103	23.0	22
21.	661	Cashiers	NOC Skill Level D	90	23.2	22
22.	761	Trades helpers and labourers	NOC Skill Level D	90	37.7	22
23.	341	Assisting occupations in support of health services	NOC Skill Level C	88	20.3	22
24.	525	Athletes, coaches, referees and related occupations	NOC Skill Level B	83	22.1	22
25.	112	Human resources and business service professionals	NOC Skill Level A	79	22.5	22
26.	063	Managers in food service and accommodation	NOC Skill Level A	77	36.7	22
27.	723	Machining, metal forming, shaping and erecting trades	NOC Skill Level B	77	37.7	22
28.	631	Service supervisors	NOC Skill Level B	72	53.1	22
29.	861	Harvesting, landscaping and natural resources labourers	NOC Skill Level D	66	20.1	22
					1 - 50 / 126	< >

JOB POSTINGS BY 2-DIGIT NATIONAL OCCUPATION CLASSIFICATION

What jobs are hard to fill and/or in-demand?

	2 DIGIT NOC	2 DIGIT NOC NAME	SKILL LEVEL	POSTING COUNT ▼	AVG POSTING LENGTH IN DAYS	MEDIAN POSTING LENGTH IN DAYS
1.	65	Service representatives and other customer and personal services occupations	NOC Skill Level C	697	21.4	22
2.	64	Sales representatives and salespersons - wholesale and retail trade	NOC Skill Level C	694	20.6	22
3.	63	Service supervisors and specialized service occupations	NOC Skill Level B	476	31.7	22
4.	67	Service support and other service occupations, n.e.c.	NOC Skill Level D	387	23.0	22
5.	06	Middle management occupations in retail and wholesale trade and customer services	NOC Skill Level A	361	25.5	22
6.	74	Other installers, repairers and servicers and material handlers	NOC Skill Level C	347	24.0	22
7.	75	Transport and heavy equipment operation and related maintenance occupations	NOC Skill Level C	328	23.6	22
8.	12	Administrative and financial supervisors and administrative occupations	NOC Skill Level B	281	21.5	22
9.	72	Industrial, electrical and construction trades	NOC Skill Level B	270	27.7	22
10.	44	Care providers and educational, legal and public protection support occupations	NOC Skill Level C	254	23.9	22
11.	14	Office support occupations	NOC Skill Level C	244	21.8	22
12.	32	Technical occupations in health	NOC Skill Level B	219	22.4	22
13.	66	Sales support occupations	NOC Skill Level D	206	22.3	22
14.	11	Professional occupations in business and finance	NOC Skill Level A	189	22.9	22
15.	22	Technical occupations related to natural and applied sciences	NOC Skill Level B	150	20.9	22
16.	62	Retail sales supervisors and specialized sales occupations	NOC Skill Level B	148	22.3	22
17.	42	Paraprofessional occupations in legal, social, community and education services	NOC Skill Level B	146	21.9	22
18.	52	Technical occupations in art, culture, recreation and sport	NOC Skill Level B	136	22.6	22
19.	15	Distribution, tracking and scheduling co-ordination occupations	NOC Skill Level C	136	21.2	22
20.	73	Maintenance and equipment operation trades	NOC Skill Level B	125	24.8	22
21.	01	Senior managers - construction, transportation, production and utilities	NOC Skill Level A	116	23.0	22
22.	31	Professional occupations in health (except nursing)	NOC Skill Level A	116	20.2	22
23.	21	Professional occupations in natural and applied sciences	NOC Skill Level A	108	27.1	22
24.	76	Trades helpers, construction labourers and related occupations	NOC Skill Level D	93	37.2	22
25.	34	Assisting occupations in support of health services	NOC Skill Level C	88	20.3	22
26.	41	Professional occupations in law and social, community and government services	NOC Skill Level A	78	23.5	22
27.	07	Managers in customer and personal services, n.e.c.	NOC Skill Level A	66	21.7	22

MULTILINGUAL JOB POSTINGS BY THE NUMBERS

ACTIVE POSTINGS
492

NEW POSTINGS
1

COMPANIES
236

LANGUAGES
10

OF DAYS POSTED

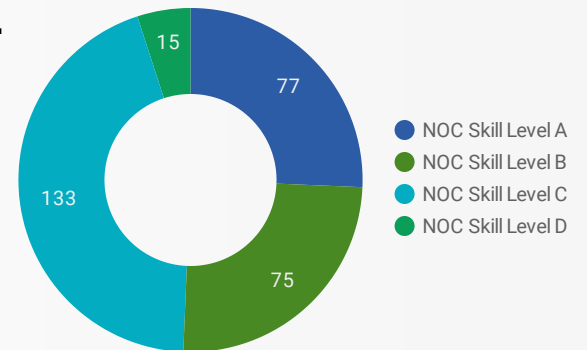
AVERAGE
21.1

MEDIAN
22

MULTILINGUAL JOB POSTINGS BY SKILL LEVEL

What language skills are employers looking for by occupational skill level?

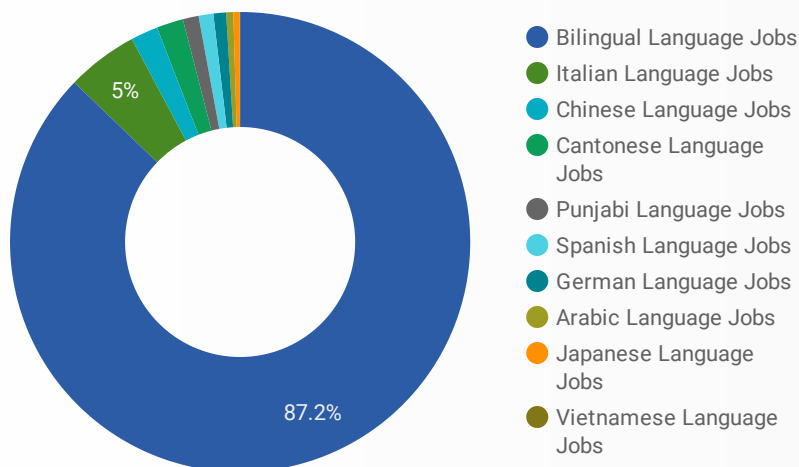
- 77** Skill Level A - Management/ Professional Occupations usually requiring University
- 75** Skill Level B - Usually college education or apprenticeship training
- 133** Skill Level C - Usually secondary education or occupation-specific training
- 15** Skill Level D - Usually on-the-job training



LANGUAGES	NOC Skill Level A	NOC Skill Level B	NOC Skill Level C	NOC Skill Level D
Bilingual Lan...	68	60	115	13
Italian Langu...	1	10	8	
Cantonese La...	2	1	3	
Chinese Lang...	3		1	
Punjabi Lang...		1	3	
German Lang...		2	1	
Spanish Lang...	2			

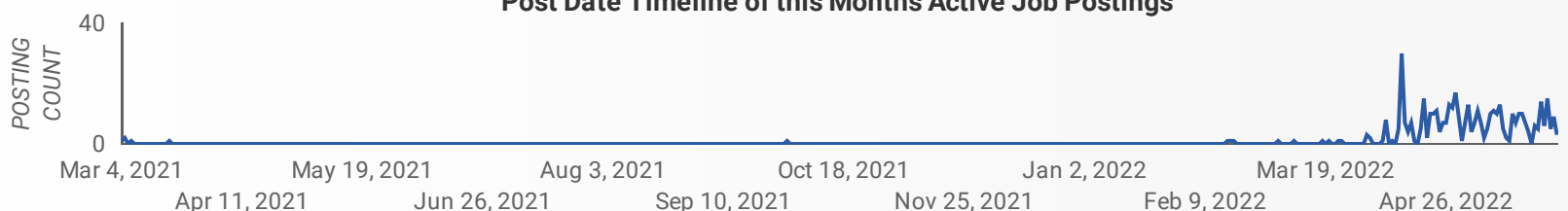
LANGUAGE SKILLS BREAKDOWN

Which kinds of language skills do employers seek?



LANGUAGES	POSTING COUNT
1. Bilingual Language Jobs	426
2. Italian Language Jobs	28
3. Cantonese Language Jobs	10
4. Chinese Language Jobs	8
5. German Language Jobs	5
6. Punjabi Language Jobs	4

Post Date Timeline of this Month's Active Job Postings



LANGUAGE SKILLS BEING RECRUITED BY SKILL TYPE

What language skills are sought by 1-Digit NOC?

SKILL TYPE NAME	Bilingual ...	Italian La...	Cantones...	Chinese ...	Punjabi L...	German ...	Grand total
Business, finance and administration occu...	42						42
Health occupations	11		2				13
Management occupations	31	1		3			38
Natural and applied sciences and related o...	9						9
Natural resources, agriculture and related ...	1						1
Occupations in art, culture, recreation and ...	5					2	7
Occupations in education, law and social, ...	32		1		1		35
Sales and service occupations	115	18	3		3		143
Trades, transport and equipment operator...	10			1		1	12
Grand total	256	19	6	4	4	3	300

MULTILINGUAL JOB POSTINGS BY MUNICIPALITY

What language skills are sought by 4-Digit NOC?

	MUNICIPALITY	JOB LANGUAGES	AVG POSTING LENGTH IN DAYS	MEDIAN POSTING LENGTH IN DAYS
1.	City of Oshawa	160	22.0	22
2.	City of Whitby	83	21.9	22
3.	City of Pickering	83	22.4	22
4.	City of Ajax	70	23.3	22
5.	Municipality of Clarington	52	27.7	22
6.	Municipality of Uxbridge	22	22.8	22
7.	Municipality of Scugog	7	23.5	22
8.	Municipality of Brock	3	25.6	22



LANGUAGE DEMAND BY JOB

What language skills are sought by 4-Digit NOC?

4 DIGIT NOC NAME		POSTINGS ▾
1.	Retail salespersons	58
2.	Other customer and information services re...	29
3.	Retail and wholesale trade managers	22
4.	Cooks	12
5.	Food and beverage servers	11
6.	Elementary school and kindergarten teachers	10
7.	Licensed practical nurses	9
8.	Administrative assistants	9
9.	Other instructors	6
10.	Cashiers	6
11.	Professional occupations in advertising, ma...	5
12.	Food counter attendants, kitchen helpers an...	5
13.	Chefs	5
14.	Corporate sales managers	4
15.	General office support workers	4
16.	Lawyers and Quebec notaries	3
17.	Sales and account representatives - wholes...	3
18.	Social and community service workers	3
19.	Insurance agents and brokers	3
20.	Home support workers, housekeepers and r...	3
21.	Other financial officers	3
22.	Material handlers	3
23.	Accounting and related clerks	3
24.	Shippers and receivers	3
25.	Receptionists	3
26.	Conservation and fishery officers	2
27.	Purchasing agents and officers	2
28.	Casino occupations	2
29.	Artisans and craftspersons	2
30.	User support technicians	2
31.	Information systems analysts and consulta...	2
		1 - 81 / 81 < >

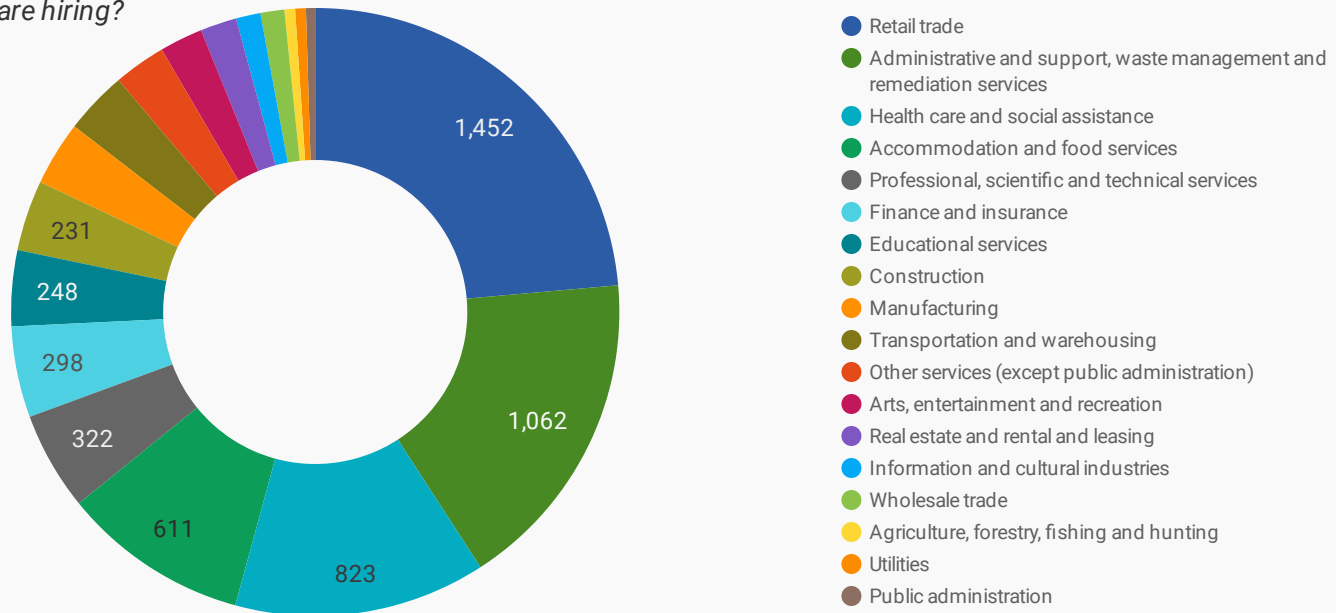
MULTILINGUAL HIRING EMPLOYERS

Which employers are seeking multilingual candidates?

COMPANY		POSTINGS ▾
1.	Liquor Control Board of Ontario / LCBO	23
2.	Farm Boy Inc.	15
3.	Farm Boy	14
4.	Durham Catholic District School Board	10
5.	Durham District School Board	10
6.	East Side Mario's	9
7.	NFP Corp	8
8.	Concentrix	8
9.	La Source	7
10.	Phoenix A.M.D. International Inc.	7
11.	Adecco Canada	7
12.	Laura Canada	6
13.	The Source (Bell) Electronics Inc.	6
14.	Municipal Property Assessment Corporation	6
15.	Swiss Chalet	6
16.	La Vie en Rose	6
17.	Canon	5
18.	Liquor Control Board of Ontario	5
19.	Volkswagen Group Canada	5
20.	Boutique La Vie En Rose	5
21.	THE SOURCE	5
22.	BELL MOBILITY/BELL MOBILITÄ%	5
23.	Choko Motorsports	5
24.	Recipe Unlimited Corporation	5
25.	Phoenix A.M.D. International	4
26.	Adecco	4
27.	Bell Canada	4
28.	Peterborough Victoria Northumberland and Clarington Catholic DSB	4
29.	Reitmans	4
30.	Volkswagen Group Canada Inc.	4
		1 - 50 / 239 < >

TOP HIRING SECTORS BY 2-DIGIT NAICS CODE

What sectors are hiring?



	2-DIGIT NAICS LABEL	NAICS CODE	POSTING COUNT	AVG POSTING LENGTH IN DAYS	MEDIAN POSTING LENGTH IN DAYS
1.	Retail trade	44-45	1,452	19.6	22
2.	Administrative and support, waste management and remediation services	56	1,062	27.0	22
3.	Health care and social assistance	62	823	22.8	22
4.	Accommodation and food services	72	611	26.4	22
5.	Professional, scientific and technical services	54	322	24.1	22
6.	Finance and insurance	52	298	22.2	22
7.	Educational services	61	248	24.4	22
8.	Construction	23	231	20.9	22
9.	Manufacturing	31-33	211	22.5	22
10.	Transportation and warehousing	48-49	206	20.2	22
11.	Other services (except public administration)	81	171	23.9	22
12.	Arts, entertainment and recreation	71	141	22.4	22
13.	Real estate and rental and leasing	53	119	23.2	22
14.	Information and cultural industries	51	80	21.9	22
15.	Wholesale trade	41	78	22.4	22
16.	Agriculture, forestry, fishing and hunting	11	35	49.2	22
17.	Utilities	22	35	23.4	22
18.	Public administration	91	30	22.8	22

NOTE: NAICS code 56 includes Employment Agencies. Manufacturing includes codes 31-33, Retail Trade includes codes 44-45 and Transportation and Warehousing includes codes 48-49.

TOP HIRING SECTORS BY 3-DIGIT NAICS CODE

What sectors are hiring?

	3-DIGIT NAICS LABEL	NAICS CODE	POSTING COUNT ▾	AVG POSTING LENGTH IN DAYS	MEDIAN POSTING LENGTH IN DAYS
1.	Administrative and support services	561	992	27.1	22
2.	Food services and drinking places	722	547	27.0	22
3.	Ambulatory health care services	621	385	22.4	22
4.	Professional, scientific and technical services	541	322	24.1	22
5.	Nursing and residential care facilities	623	303	23.0	22
6.	Food and beverage stores	445	284	19.0	19
7.	General merchandise stores	452	271	16.9	22
8.	Educational services	611	248	24.4	22
9.	Clothing and clothing accessories stores	448	205	23.9	22
10.	Building material and garden equipment and supplies dealers	444	169	19.2	22
11.	Health and personal care stores	446	166	19.4	22
12.	Credit intermediation and related activities	522	164	19.1	22
13.	Specialty trade contractors	238	141	20.7	22
14.	Social assistance	624	134	23.7	22
15.	Amusement, gambling and recreation industries	713	133	21.7	22
16.	Truck transportation	484	128	19.5	22
17.	Motor vehicle and parts dealers	441	127	21.4	22
18.	Insurance carriers and related activities	524	120	21.1	22
19.	Furniture and home furnishings stores	442	103	18.9	22
20.	Personal and laundry services	812	98	23.9	22
21.	Telecommunications	517	76	22.3	22
22.	Construction of buildings	236	73	21.7	22
23.	Waste management and remediation services	562	70	25.0	22
24.	Real estate	531	65	21.1	22
25.	Accommodation services	721	60	21.1	22
26.	Rental and leasing services	532	54	26.5	22
27.	Fabricated metal product manufacturing	332	53	24.2	22
28.	Transportation equipment manufacturing	336	51	22.5	22
29.	Repair and maintenance	811	51	25.7	22
30.	Miscellaneous store retailers	453	44	17.5	15
31.	Food, beverage and tobacco merchant wholesalers	413	39	22.4	20

TOP HIRING SECTORS BY 4-DIGIT NAICS CODE

What sectors are hiring?

	4-DIGIT NAICS LABEL	NAICS CODE	POSTING COUNT ▾	AVG POSTING LENGTH IN DAYS	MEDIAN POSTING LENGTH IN DAYS
1.	Employment services	5613	606	30.9	22
2.	Full-service restaurants and limited-service eating places	7225	494	27.8	22
3.	Grocery stores	4451	264	18.7	15
4.	Community care facilities for the elderly	6233	225	22.0	22
5.	Services to buildings and dwellings	5617	224	20.9	22
6.	Department stores	4521	208	16.1	22
7.	Clothing stores	4481	184	24.3	22
8.	Health and personal care stores	4461	166	19.4	22
9.	Building material and supplies dealers	4441	164	16.9	22
10.	Home health care services	6216	147	22.5	22
11.	Depository credit intermediation	5221	143	18.9	22
12.	Architectural, engineering and related services	5413	138	26.2	22
13.	Elementary and secondary schools	6111	129	22.2	9
14.	General freight trucking	4841	122	19.5	22
15.	Agencies, brokerages and other insurance related activities	5242	119	21.1	22
16.	Other amusement and recreation industries	7139	115	21.8	22
17.	Investigation and security services	5616	99	21.2	22
18.	Offices of dentists	6212	91	21.5	22
19.	Personal care services	8121	83	24.6	22
20.	Offices of other health practitioners	6213	77	20.1	22
21.	Community colleges and C.E.G.E.P.s	6112	77	21.1	22
22.	Wired and wireless telecommunications carriers(except satellite)	5173	76	22.3	22
23.	Automobile dealers	4411	73	21.7	22
24.	Furniture stores	4421	73	19.0	22
25.	Nursing care facilities	6231	73	26.0	22
26.	Individual and family services	6241	71	20.8	22
27.	Other general merchandise stores	4529	63	19.8	22
28.	Traveller accommodation	7211	59	21.1	22
29.	Child day-care services	6244	57	20.7	22
30.	Building equipment contractors	2382	54	18.7	16
31.	Scientific research and development services	5417	52	19.8	22

TOP HIRING SECTORS BY 5-DIGIT NAICS CODE

What sectors are hiring?

	5-DIGIT NAICS LABEL	NAICS CODE	POSTING COUNT ▾	AVG POSTING LENGTH IN DAYS	MEDIAN POSTING LENGTH IN DAYS
1.	Employment placement agencies and executive search services	56131	604	30.7	22
2.	Full-service restaurants and limited-service eating places	72251	494	27.8	22
3.	Supermarkets and other grocery (except convenience) stores	44511	255	18.8	15
4.	Community care facilities for the elderly	62331	225	22.0	22
5.	Department stores	45211	208	16.1	22
6.	Hardware stores	44413	151	16.7	22
7.	Home health care services	62161	147	22.5	22
8.	Engineering services	54133	135	26.3	22
9.	Banking	52211	132	18.9	22
10.	Elementary and secondary schools	61111	129	22.2	9
11.	Insurance agencies and brokerages	52421	112	21.1	22
12.	Landscaping services	56173	97	21.1	22
13.	Investigation, guard and armoured car services	56161	94	21.1	22
14.	Offices of dentists	62121	91	21.5	22
15.	General freight trucking, local	48411	88	19.1	22
16.	Janitorial services	56172	81	19.6	22
17.	Pharmacies and drug stores	44611	78	19.7	22
18.	Community colleges and C.E.G.E.P.s	61121	77	21.1	22
19.	Wired and wireless telecommunications carriers (except satellite)	51731	76	22.3	22
20.	Fitness and recreational sports centres	71394	74	20.5	22
21.	Furniture stores	44211	73	19.0	22
22.	Nursing care facilities	62311	73	26.0	22
23.	All other general merchandise stores	45299	63	19.8	22
24.	Women's clothing stores	44812	62	21.3	22
25.	Child day-care services	62441	57	20.7	22
26.	Services for the elderly and persons with disabilities	62412	56	21.0	22
27.	Research and development in the physical, engineering and life sciences	54171	52	19.8	22
28.	New car dealers	44111	49	21.9	22
29.	Other personal care services	81219	49	26.3	22
30.	Other health and personal care stores	44619	47	14.9	15
31.	Automobile and light-duty motor vehicle manufacturing	33611	44	22.8	22

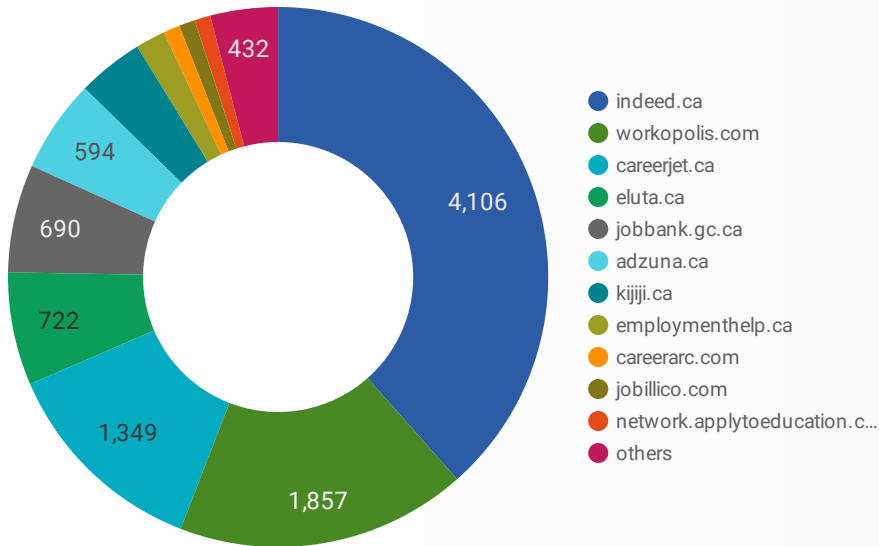
TOP HIRING SECTORS BY 6-DIGIT NAICS CODE

What sectors are hiring?

	6-DIGIT NAICS LABEL	NAICS CODE	POSTING COUNT ▼	AVG POSTING LENGTH IN DAYS	MEDIAN POSTING LENGTH IN DAYS
1.	Employment placement agencies and executive search services	561310	604	30.7	22
2.	Full-service restaurants	722511	287	30.5	22
3.	Supermarkets and other grocery (except convenience) stores	445110	255	18.8	15
4.	Community care facilities for the elderly	623310	225	22.0	22
5.	Department stores	452110	208	16.1	22
6.	Limited-service eating places	722512	207	23.3	22
7.	Hardware stores	444130	151	16.7	22
8.	Home health care services	621610	147	22.5	22
9.	Engineering services	541330	135	26.3	22
10.	Personal and commercial banking industry	522111	132	18.9	22
11.	Elementary and secondary schools	611110	129	22.2	9
12.	Insurance agencies and brokerages	524210	112	21.1	22
13.	Landscaping services	561730	97	21.1	22
14.	Security guard and patrol services	561612	94	21.1	22
15.	Offices of dentists	621210	91	21.5	22
16.	General freight trucking, local	484110	88	19.1	22
17.	Pharmacies and drug stores	446110	78	19.7	22
18.	Janitorial services (except window cleaning)	561722	77	19.7	22
19.	Community colleges and C.E.G.E.P.s	611210	77	21.1	22
20.	Wired and wireless telecommunications carriers (except satellite)	517310	76	22.3	22
21.	Fitness and recreational sports centres	713940	74	20.5	22
22.	Furniture stores	442110	73	19.0	22
23.	Nursing care facilities	623110	73	26.0	22
24.	Women's clothing stores	448120	62	21.3	22
25.	Child day-care services	624410	57	20.7	22
26.	Services for the elderly and persons with disabilities	624120	56	21.0	22
27.	Research and development in the physical, engineering and life sciences	541710	52	19.8	22
28.	New car dealers	441110	49	21.9	22
29.	Other personal care services	812190	49	26.3	22
30.	All other health and personal care stores	446199	47	14.9	15
31.	Automobile and light-duty motor vehicle manufacturing	336110	44	22.2	22

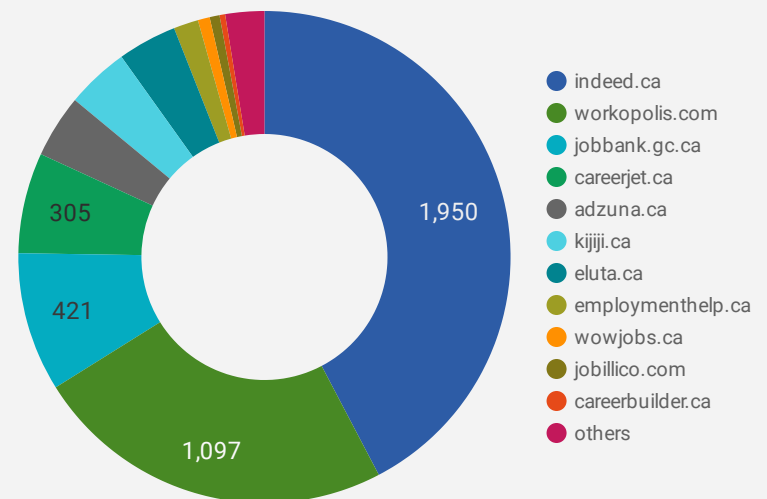
JOB POSTINGS BY JOB BOARD

What share of unique job postings appear on each job board?



COMPANIES BY JOB BOARD

What share of unique job postings appear on each job board?



JOB POSTING DETAILS BY JOB BOARD

How does job posting activity differ by job board?

	JOB BOARD	POSTING COUNT ▾	AVG POSTING LENGTH IN DAYS	MEDIAN POSTING LENGTH IN DAYS	# OF COMPANIES
1.	indeed.ca	4,106	22.0	22	1,950
2.	workopolis.com	1,857	15.0	15	1,097
3.	careerjet.ca	1,349	25.6	20	305
4.	eluta.ca	722	22.0	22	179
5.	jobbank.gc.ca	690	39.8	30	421
6.	adzuna.ca	594	15.0	15	191
7.	kijiji.ca	423	14.9	15	190
8.	employmenthelp.ca	190	131.3	124	75
9.	careerarc.com	105	21.5	15	16
10.	jobillico.com	103	20.9	16	30
11.	network.applytoeducation.com	102	7.5	4	4
12.	careerbuilder.ca	69	26.2	30	17
13.	randstad.ca	68	49.6	43	1
14.	wowjobs.ca	42	15.0	15	36
15.	workinnonprofits.ca	36	17.3	13	12
16.	pickering.ca	30	8.5	8	1
17.	agilec.ca	30	69.8	81	5