

JOB DEMAND REPORT

APRIL 2022

HIGHLIGHTS

JOB POSTINGS BY THE NUMBERS

POSTING COUNT	NEW THIS MONTH	COMPANIES	JOB BOARDS
10,868	6,680	3,619	36

OF DAYS POSTED

AVERAGE	MEDIAN
21.9	22

REPORT BUILDER

The default filter selection below will show all job demand data for the month. You can use the filters to create a customized report for the purpose of understanding a subset of the data.

OCCUPATION FILTERS

SKILL TYPE NAME / 1-DIGIT NOC	▼
MAJOR GROUP / 2-DIGIT NOC	▼
MINOR GROUP / 3-DIGIT NOC	▼
UNIT GROUP / 4-DIGIT NOC	▼
SKILL LEVEL	▼
JOB TYPE	▼
JOB DURATION	▼
ADDITIONAL LANGUAGE	▼
SPECIFIC JOB TAGS	▼

INDUSTRY/SECTOR FILTERS

HIRING SECTOR BY 2-DIGIT NAICS CODE	▼
HIRING SECTOR BY 3-DIGIT NAICS CODE	▼
HIRING SECTOR BY 4-DIGIT NAICS CODE	▼
HIRING SECTOR BY 5-DIGIT NAICS CODE	▼
HIRING SECTOR BY 6-DIGIT NAICS CODE	▼

OTHER FILTERS

MUNICIPALITY	▼
JOB BOARD	▼

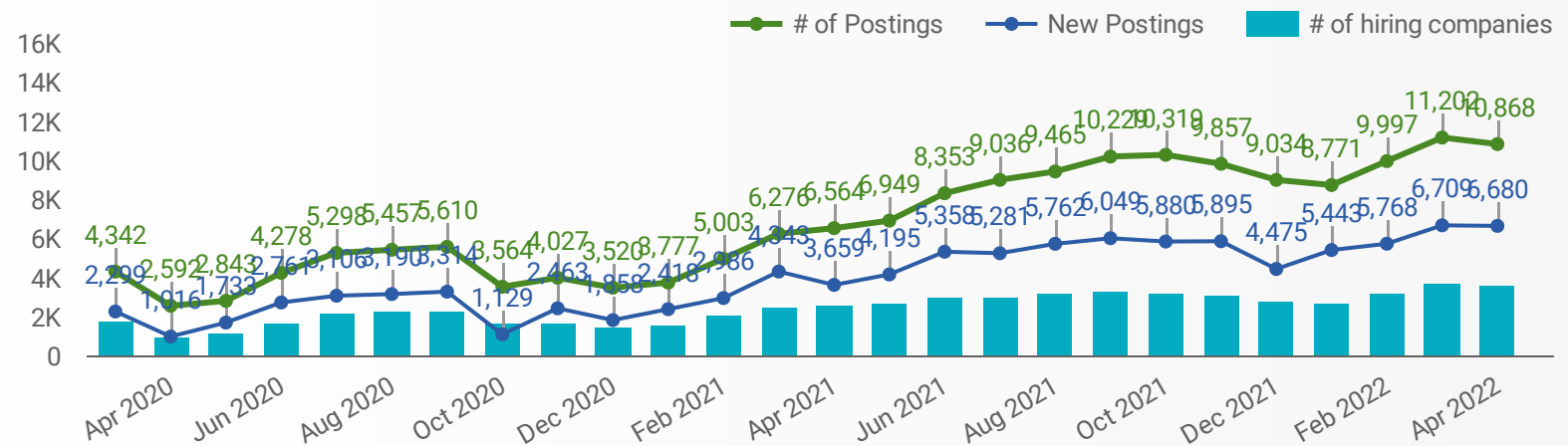
NOC = National Occupation Classification | NAICS = North American Industry Classification System

Source:

Job posting data collected by Durham Workforce Authority from job boards and employer websites who recruit candidates in Durham Region.

JOB POSTINGS BY MONTH FOR DURHAM REGION

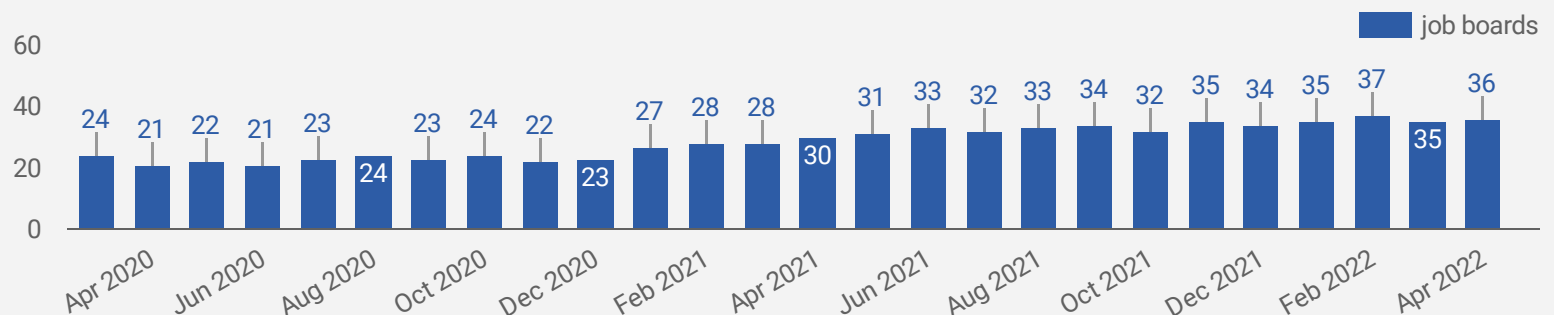
How many job postings were active for at least 1 day this month?



NOTE: This graph cannot be filtered using the controls on the cover page

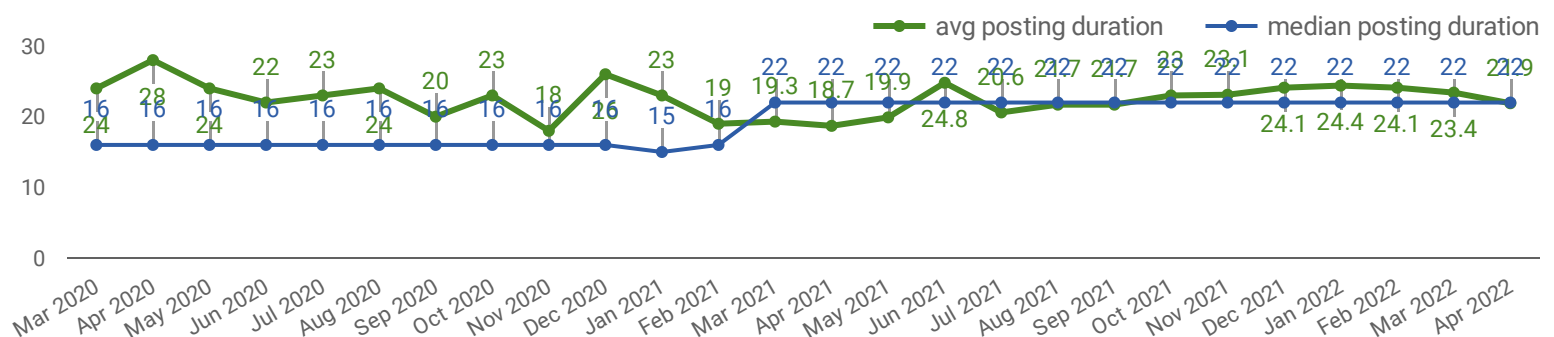
NUMBER OF ACTIVE JOB BOARDS

How many job postings were active for at least 1 day this month on these job boards?



AVG & MEDIAN POSTING LENGTH BY DAYS

How long are employers having to recruit for to find candidates to fill their job vacancies?



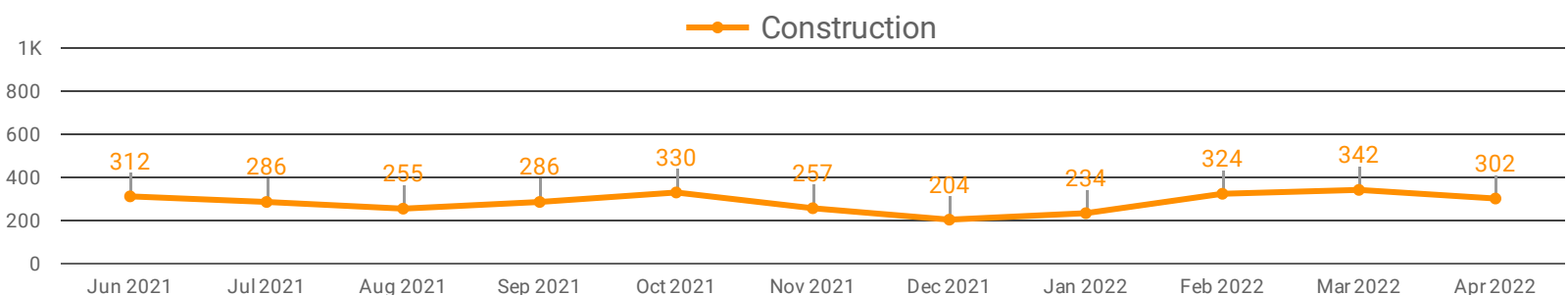
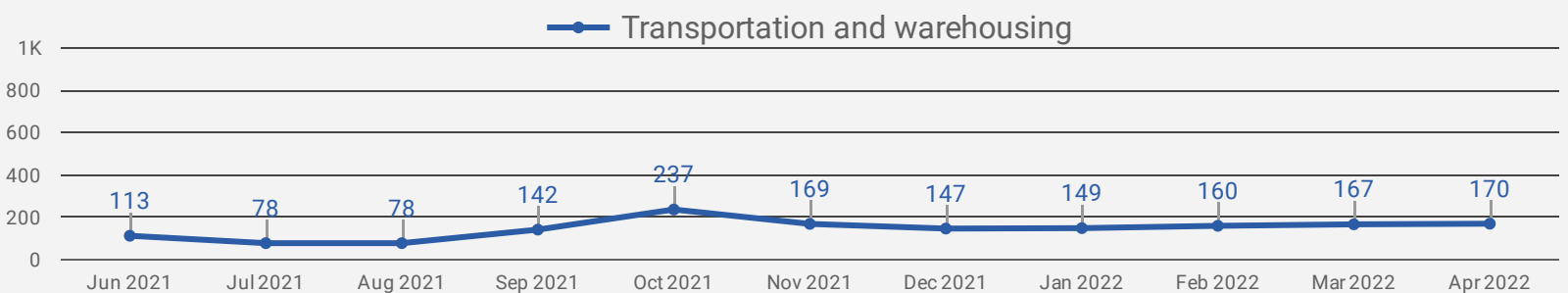
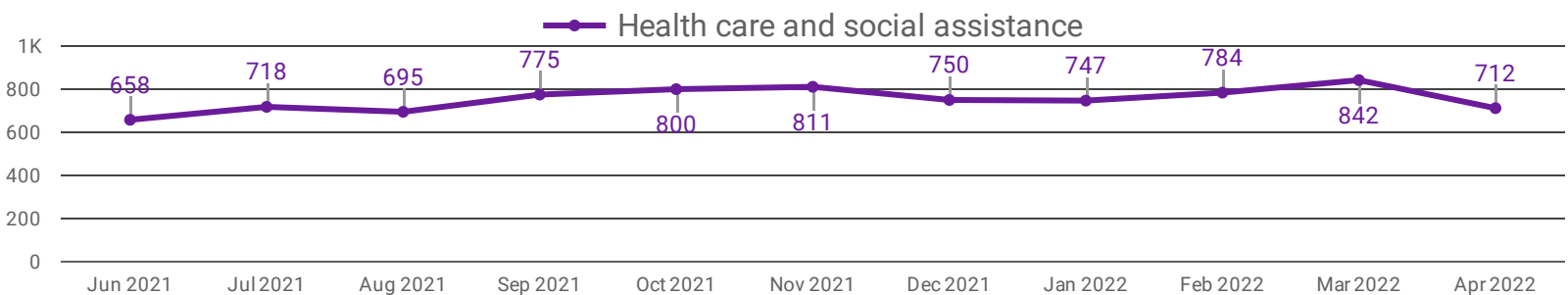
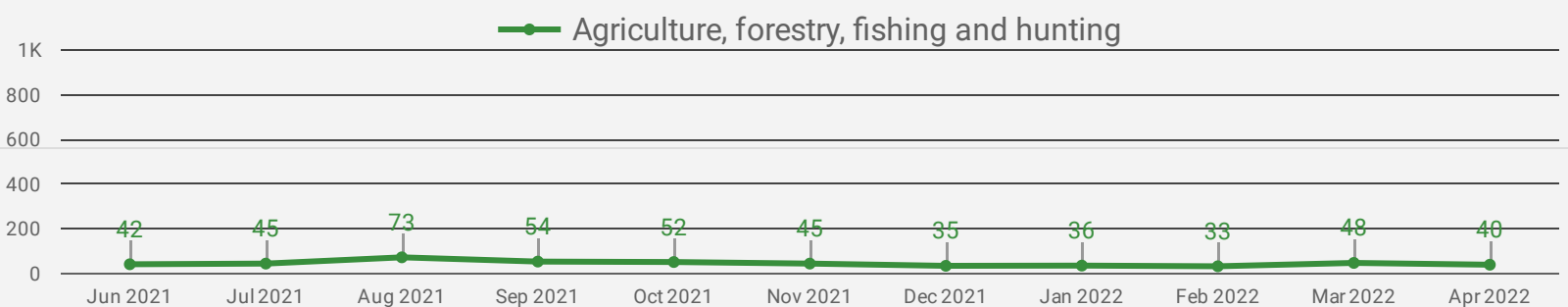
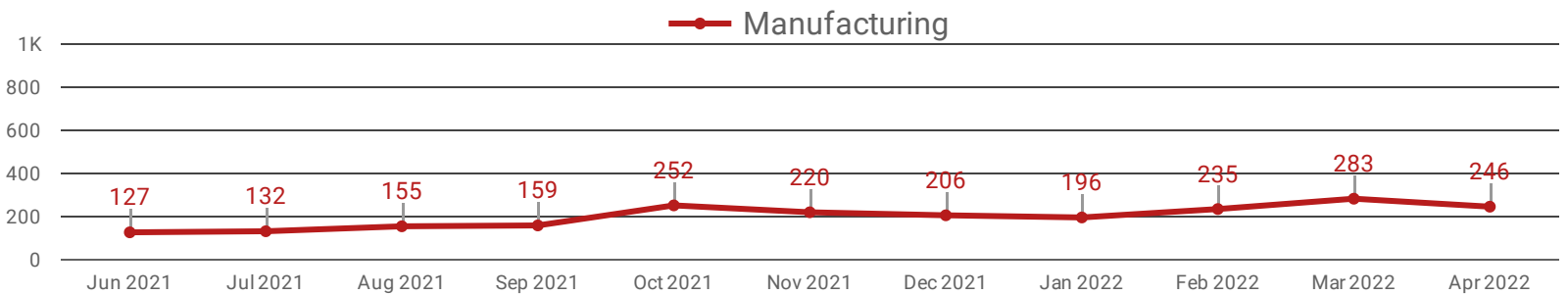
POST DATE TIMELINE FOR THIS MONTH'S ACTIVE JOB POSTINGS

How many job postings were active for at least 1 day this month?



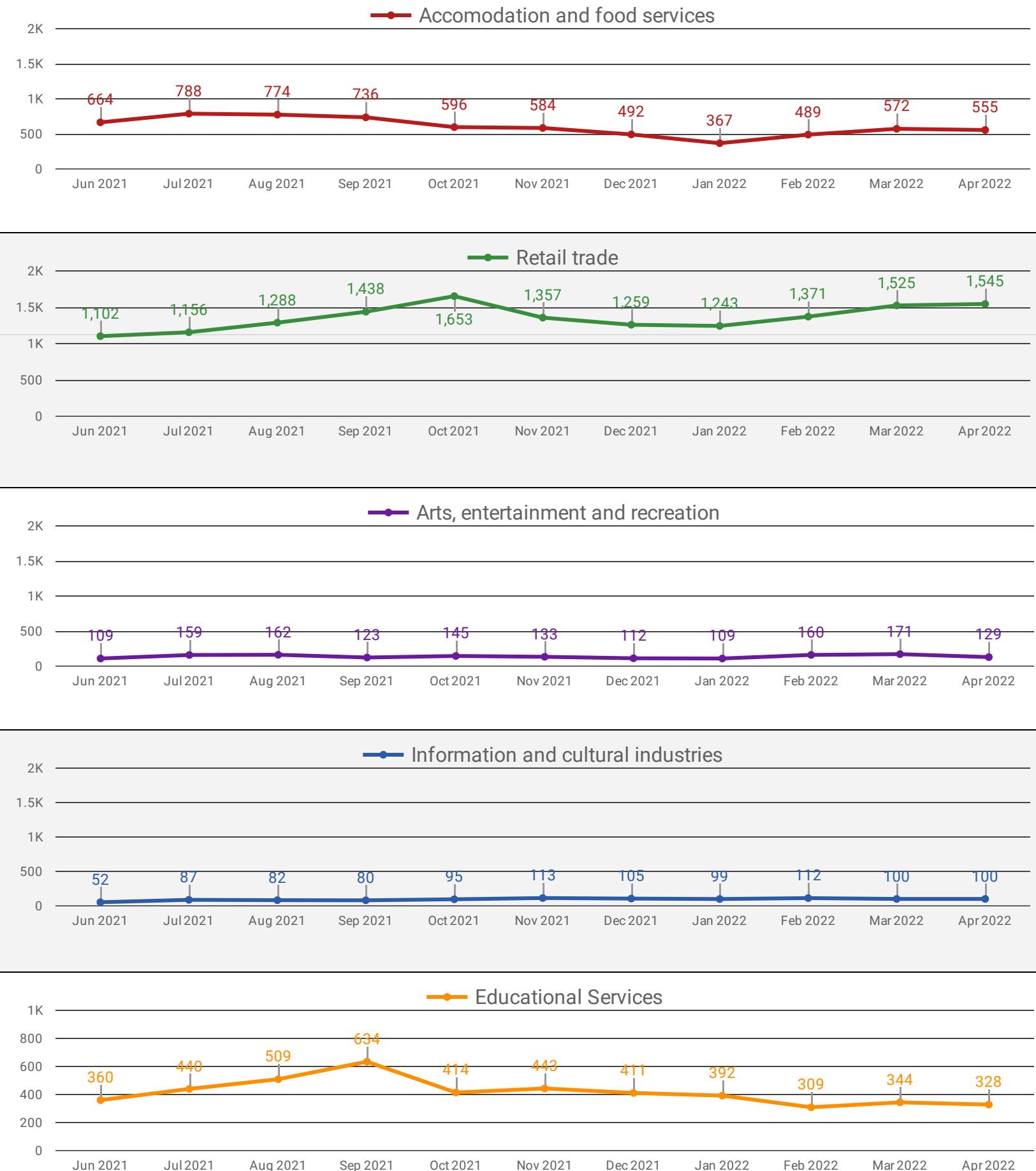
DEMAND BY KEY SECTOR (DURHAM REGION)

How many job postings were active for at least 1 day this month by sector?



DEMAND BY IMPACTED SECTOR (DURHAM REGION)

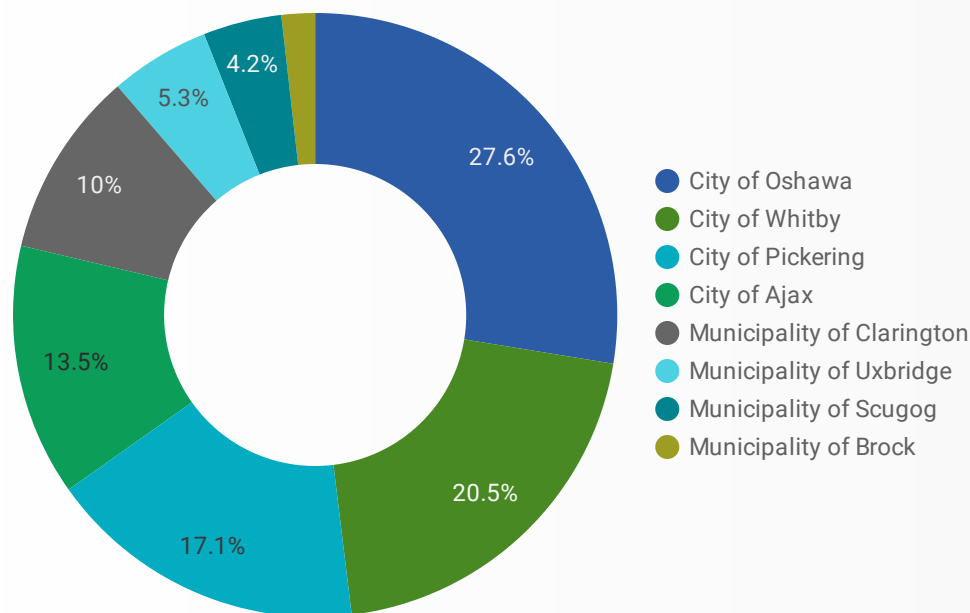
How many job postings were active for at least 1 day this month by sector?



JOB POSTINGS BY MUNICIPALITY

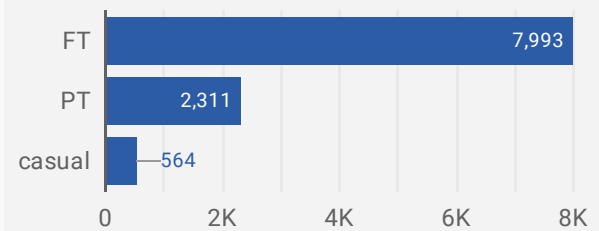
How many job postings were active for at least 1 day this month?

	MUNICIPALITY	POSTING COUNT	AVG POSTING LENGTH IN DAYS	MEDIAN POSTING LENGTH IN DAYS
1.	City of Oshawa	2,940	22.6	22
2.	City of Whitby	2,184	21.3	22
3.	City of Pickering	1,825	22.2	22
4.	City of Ajax	1,439	21.3	22
5.	Municipality of Clarington	1,063	20.5	22
6.	Municipality of Uxbridge	570	21.5	22
7.	Municipality of Scugog	448	24.2	22
8.	Municipality of Brock	191	27.8	22



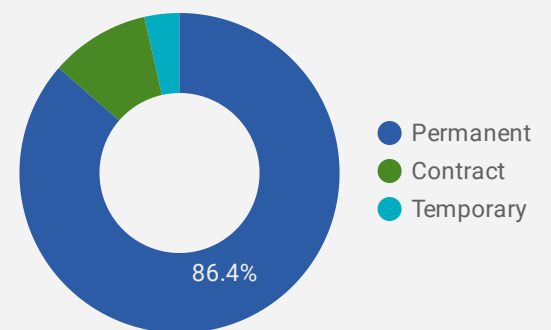
JOB TYPE

Full-time vs Part-time



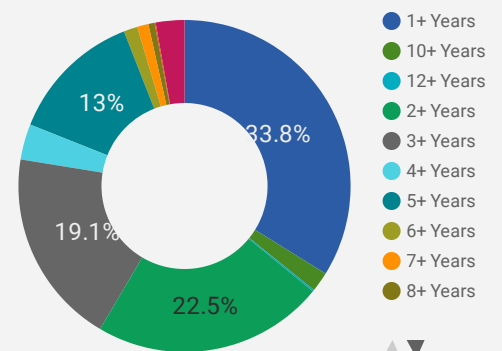
JOB DURATION

Permanency of jobs posted



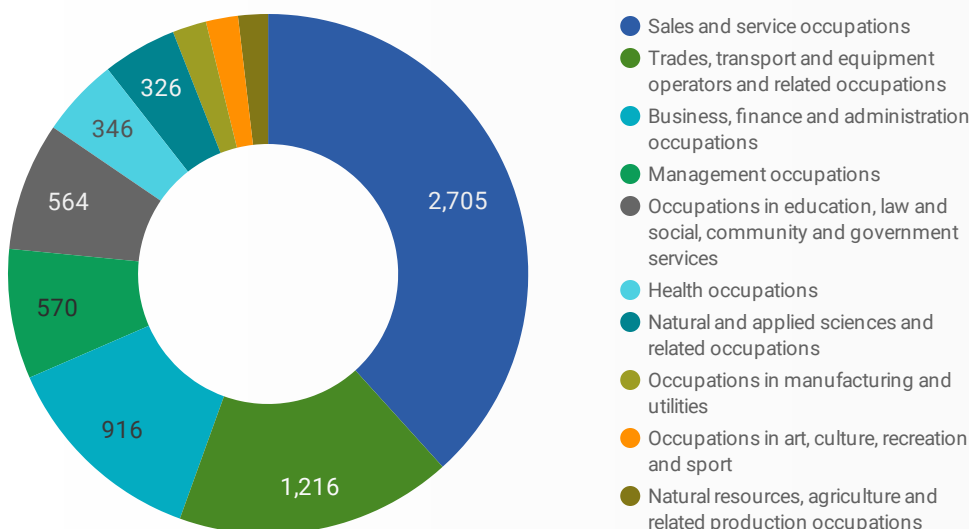
JOB EXPERIENCE LEVEL

Job Postings by Years of Experience Required



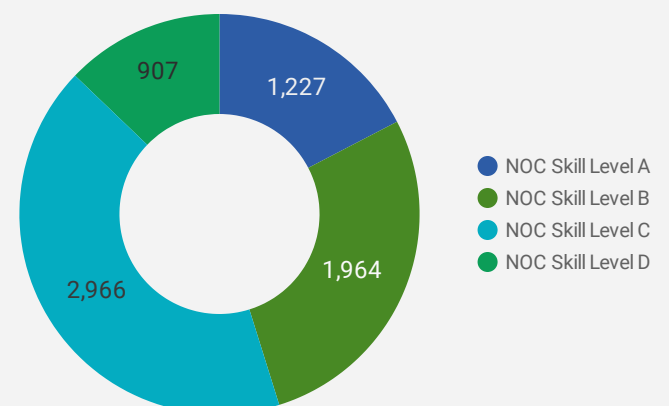
JOB POSTINGS BY SKILL TYPE

What skill type is being recruited?



JOB POSTINGS BY SKILL LEVEL

What education do occupations typically require?



Skill Level A = Usually University education | Skill Level B = Usually College education or Apprenticeship training | Skill Level C = Usually Secondary education or occupation-specific training | Skill Level D = Usually on-the-job training

TOP HIRING EMPLOYERS & AGENCIES

Who is hiring?

	COMPANY	MUNICIPALITY	POSTINGS COUNT ▾	AVG POSTING LENGTH IN DAYS	MEDIAN POSTING LENGTH IN DAYS
1.	Durham College	City of Oshawa	61	20.3	22
2.	Adecco Canada	Municipality of Uxbridge	58	22.0	22
3.	Thermo Fisher Scientific	City of Whitby	57	19.2	22
4.	General Motors	City of Oshawa	53	19.3	22
5.	Lakeridge Health	City of Oshawa	46	21.6	22
6.	Durham District School Board	City of Whitby	45	22.4	9
7.	Ontario Shores Centre for Mental Health Services	City of Whitby	45	20.8	22
8.	6 Management Inc.	City of Pickering	45	7.0	4
9.	Adecco Canada	City of Ajax	40	22.0	22
10.	Adecco Canada	City of Pickering	37	22.0	22
11.	Lowe's	City of Oshawa	33	15.5	17
12.	Thermea spa village - Whitby	City of Whitby	33	22.3	22
13.	Durham Region	Municipality of Brock	31	66.6	66
14.	Durham Region	Municipality of Uxbridge	31	33.5	31
15.	Durham Region	Municipality of Scugog	30	74.8	44
16.	Recipe Unlimited Corporation	City of Oshawa	26	20.7	22
17.	City of Oshawa	City of Oshawa	25	21.2	22
18.	The Town of Whitby	City of Whitby	25	21.2	22
19.	City of Pickering	City of Pickering	24	38.0	38
20.	Southbridge Care Homes	City of Pickering	24	18.5	22
21.	Thermo Fisher Scientific Co.	City of Whitby	24	22.0	22
22.	Intact	City of Ajax	23	19.4	22
23.	Durham District School Board	City of Oshawa	22	7.6	6
24.	Randstad	City of Oshawa	22	25.0	22
25.	Nordik Spa-Nature	City of Whitby	21	21.3	16
26.	Markham Stouffville Hospital	Municipality of Uxbridge	20	16.6	15
27.	Lowe's	City of Whitby	20	15.0	15
28.	Swiss Chalet	City of Oshawa	20	90.5	91
29.	Community Care Durham	City of Whitby	20	22.0	22

TOP HOURLY WAGES IN JOB POSTINGS

What are employers willing to pay to find the perfect candidate?

of Minimum Wage Job Postings
369

	JOB TITLE	COMPANY	LOCATION	WAGE VALUE ▾
1.	Chiroprapist	HealthCasa	City of Ajax	241 
2.	Certified Personal Trainer	Fitness on the Go	City of Pickering	120 
3.	Speech-language Pathologist	Together in Communication	City of Whitby	110 
4.	Psychotherapist	LiveWise Associates	City of Pickering	105 
5.	Driver, School Bus	Century Transportation Ltd.	Municipality of Scugog	100 
6.	Site Auditor	Pickering Casino Resort	City of Pickering	88 
7.	Project Manager (supply Chain)	Morson International	City of Pickering	83 
8.	MassothÃ@rapeute	Thermea spa village - Whitby	City of Whitby	77 
9.	Data Management Lead	Epsilon Solutions LTD.	City of Ajax	75 
10.	Talent Management Specialist	Morson International	City of Pickering	75 
11.	Patient Care Manager, Integrated Stroke	Lakeridge Health	City of Oshawa	65 
12.	Psychotherapist	CPS	City of Pickering	65 
13.	Communicative Disorders Assistant	Speech Associates	null	65 
				1 - 100 / 2776 < >

TOP SALARIES IN JOB POSTINGS

What are employers willing to pay to find the perfect candidate?

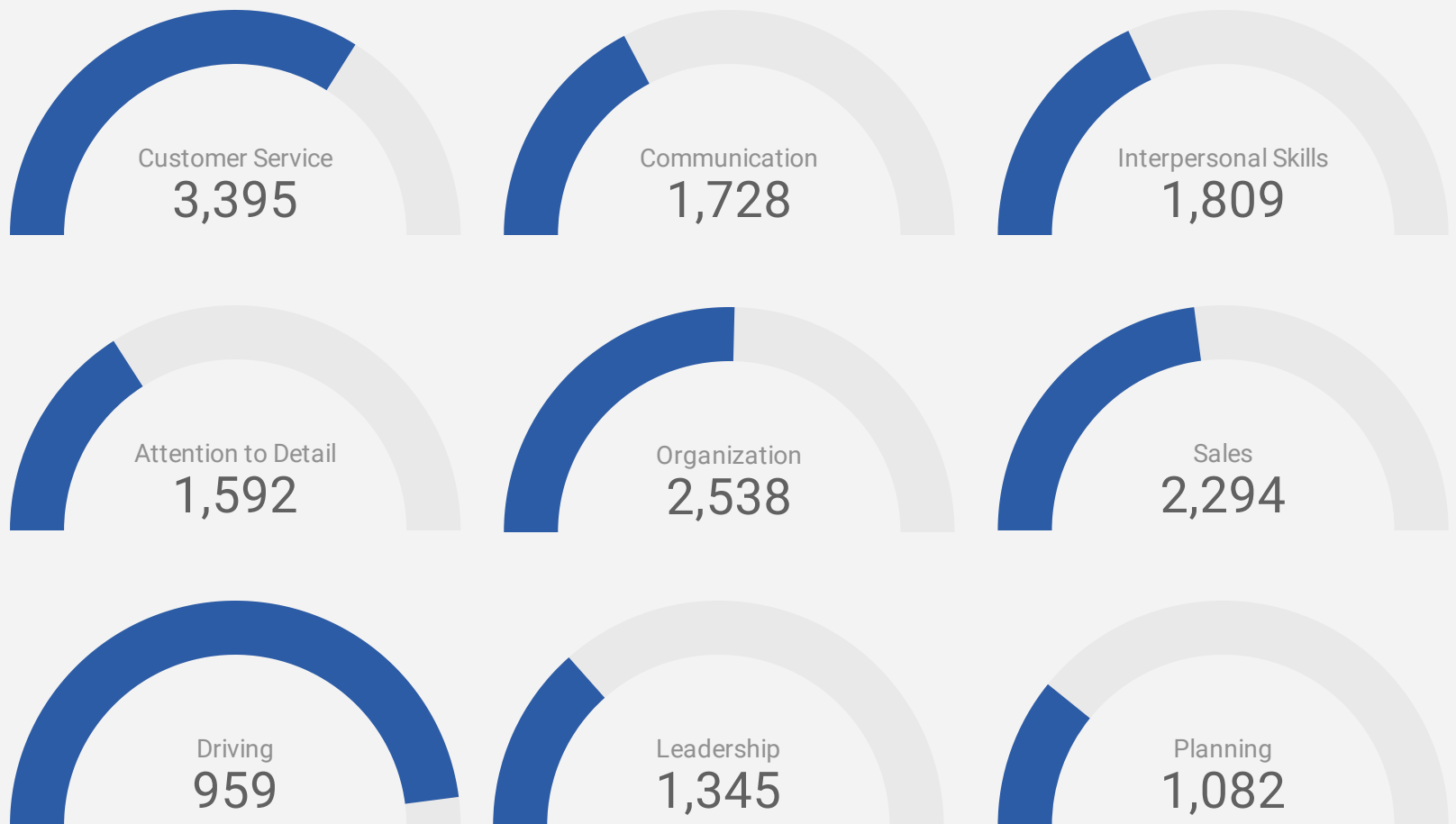
	JOB TITLE	COMPANY	LOCATION	WAGE VALUE ▾
1.	Associate Dentist	BROCKINGTON DENTAL OFFICE	City of Pickering	300,000 
2.	Dental Associate	Simcoe Smile Dental	City of Oshawa	287,851 
3.	Customer Service Representative	National Money Mart Company Inc.	City of Whitby	250,000 
4.	Real Estate Sales Representative	RE/MAX IMPACT REALTY	Municipality of Clarington	250,000 
5.	Sales Representative, Real Estate	RE/MAX IMPACT REALTY	Municipality of Clarington	250,000 
6.	Sales Agent (ft)	Royal York PM	City of Oshawa	250,000 
7.	Sales Associate	Royal York PM	City of Oshawa	250,000 
8.	Family Physician - Oshawa, On	Jack Nathan Health	City of Oshawa	240,000 
9.	Az Owner Operator	Contrans Tank Group	City of Oshawa	200,671 
10.	Experienced Personal Lines Sales Broker	Mitchell & Whale Insurance Brokers	City of Whitby	200,000 
11.	Experienced Personal Lines Sales Broker	Mitchell & Whale Insurance Brokers Ltd.	City of Whitby	200,000 
				1 - 100 / 3433 < >

TOP IN-DEMAND SKILLS

How many times were these skills found in job postings?

ACTIVE JOB POSTINGS THIS MONTH

10,868

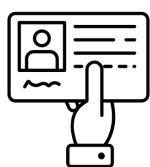


KEY JOB REQUIREMENTS

How often are these requirements desired in job postings?

ACTIVE JOB POSTINGS THIS MONTH

10,868



Driver's License
2,037



First Aid
516



Regular Access to a Vehicle
446



Criminal Record Check
542



Microsoft Office
659



Food Safety
270

TOP OCCUPATIONS BY SKILL, FREQUENCY & DURATION

What jobs are in-demand and/or hard to fill?

	4 DIGIT NOC	4 DIGIT NOC NAME	SKILL LEVEL	POSTING COUNT	AVG POSTING LENGTH IN DAYS	MEDIAN POSTING LENGTH IN DAYS
1.	6421	Retail salespersons	NOC Skill Level C	724	20.2	22
2.	6552	Other customer and information services representatives	NOC Skill Level C	306	20.9	22
3.	7452	Material handlers	NOC Skill Level C	277	22.6	22
4.	6322	Cooks	NOC Skill Level B	255	23.7	22
5.	621	Retail and wholesale trade managers	NOC Skill Level A	253	21.4	22
6.	4412	Home support workers, housekeepers and related occupations	NOC Skill Level C	222	21.8	22
7.	7511	Transport truck drivers	NOC Skill Level C	167	21.5	22
8.	6731	Light duty cleaners	NOC Skill Level D	155	24.3	22
9.	6513	Food and beverage servers	NOC Skill Level C	152	20.9	22
10.	6711	Food counter attendants, kitchen helpers and related support occupations	NOC Skill Level D	134	21.8	22
11.	6541	Security guards and related security service occupations	NOC Skill Level C	126	20.4	22
12.	1414	Receptionists	NOC Skill Level C	118	19.9	22
13.	1241	Administrative assistants	NOC Skill Level B	108	22.7	22
14.	7514	Delivery and courier service drivers	NOC Skill Level C	107	22.7	22
15.	6622	Store shelf stockers, clerks and order fillers	NOC Skill Level D	104	22.2	22
16.	7611	Construction trades helpers and labourers	NOC Skill Level D	101	25.5	22
17.	6611	Cashiers	NOC Skill Level D	97	22.0	22
18.	8612	Landscaping and grounds maintenance labourers	NOC Skill Level D	89	19.2	22
19.	1521	Shippers and receivers	NOC Skill Level C	81	21.0	22
20.	4212	Social and community service workers	NOC Skill Level B	71	19.3	22
21.	1114	Other financial officers	NOC Skill Level A	71	21.8	22
22.	631	Restaurant and food service managers	NOC Skill Level A	64	31.7	22
23.	6211	Retail sales supervisors	NOC Skill Level B	62	18.8	22
24.	1221	Administrative officers	NOC Skill Level B	62	19.8	22
25.	2225	Landscape and horticulture technicians and specialists	NOC Skill Level B	57	22.4	22
26.	6222	Retail and wholesale buyers	NOC Skill Level B	56	19.9	15
27.	7271	Carpenters	NOC Skill Level B	55	20.5	22
28.	3219	Other medical technologists and technicians (except dental health)	NOC Skill Level B	55	16.5	15
29.	6733	Janitors, caretakers and building superintendents	NOC Skill Level D	53	19.2	15

JOB POSTINGS BY 3-DIGIT NATIONAL OCCUPATION CLASSIFICATION

What jobs are hard to fill and/or in-demand?

	3 DIGIT NOC	3 DIGIT NOC NAME	SKILL LEVEL	POSTING COUNT	AVG POSTING LENGTH IN DAYS	MEDIAN POSTING LENGTH IN DAYS
1.	642	Retail salespersons	NOC Skill Level C	724	20.2	22
2.	655	Customer and information services representatives	NOC Skill Level C	316	20.9	22
3.	751	Motor vehicle and transit drivers	NOC Skill Level C	297	22.1	22
4.	632	Chefs and cooks	NOC Skill Level B	293	23.4	22
5.	745	Longshore workers and material handlers	NOC Skill Level C	277	22.6	22
6.	673	Cleaners	NOC Skill Level D	260	22.2	22
7.	062	Retail and wholesale trade managers	NOC Skill Level A	253	21.4	22
8.	441	Home care providers and educational support occupations	NOC Skill Level C	232	22.1	22
9.	651	Occupations in food and beverage service	NOC Skill Level C	205	20.9	22
10.	421	Paraprofessional occupations in legal, social, community and education services	NOC Skill Level B	173	21.9	22
11.	141	General office workers	NOC Skill Level C	162	20.3	22
12.	152	Supply chain logistics, tracking and scheduling co-ordination occupations	NOC Skill Level C	151	21.3	22
13.	671	Food counter attendants, kitchen helpers and related support occupations	NOC Skill Level D	134	21.8	22
14.	111	Auditors, accountants and investment professionals	NOC Skill Level A	128	23.2	22
15.	122	Administrative and regulatory occupations	NOC Skill Level B	126	21.6	22
16.	654	Security guards and related security service occupations	NOC Skill Level C	126	20.4	22
17.	124	Office administrative assistants - general, legal and medical	NOC Skill Level B	124	22.4	22
18.	662	Other sales support and related occupations	NOC Skill Level D	118	22.1	22
19.	761	Trades helpers and labourers	NOC Skill Level D	114	24.9	22
20.	661	Cashiers	NOC Skill Level D	97	22.0	22
21.	861	Harvesting, landscaping and natural resources labourers	NOC Skill Level D	91	19.2	22
22.	341	Assisting occupations in support of health services	NOC Skill Level C	78	18.8	22
23.	961	Labourers in processing, manufacturing and utilities	NOC Skill Level D	77	19.8	22
24.	321	Medical technologists and technicians (except dental health)	NOC Skill Level B	76	18.1	22
25.	723	Machining, metal forming, shaping and erecting trades	NOC Skill Level B	74	24.8	22
26.	063	Managers in food service and accommodation	NOC Skill Level A	72	29.9	22
27.	217	Computer and information systems professionals	NOC Skill Level A	70	16.3	14.5
28.	143	Financial, insurance and related administrative support workers	NOC Skill Level C	69	25.1	22
29.	071	Managers in customer and personal services, n.e.c.	NOC Skill Level A	68	20.9	22

JOB POSTINGS BY 2-DIGIT NATIONAL OCCUPATION CLASSIFICATION

What jobs are hard to fill and/or in-demand?

	2 DIGIT NOC	2 DIGIT NOC NAME	SKILL LEVEL	POSTING COUNT	AVG POSTING LENGTH IN DAYS	MEDIAN POSTING LENGTH IN DAYS
1.	64	Sales representatives and salespersons - wholesale and retail trade	NOC Skill Level C	766	20.0	22
2.	65	Service representatives and other customer and personal services occupations	NOC Skill Level C	720	20.8	22
3.	63	Service supervisors and specialized service occupations	NOC Skill Level B	417	24.9	22
4.	67	Service support and other service occupations, n.e.c.	NOC Skill Level D	407	21.9	22
5.	75	Transport and heavy equipment operation and related maintenance occupations	NOC Skill Level C	357	21.9	22
6.	06	Middle management occupations in retail and wholesale trade and customer services	NOC Skill Level A	342	23.2	22
7.	74	Other installers, repairers and servicers and material handlers	NOC Skill Level C	316	22.8	22
8.	72	Industrial, electrical and construction trades	NOC Skill Level B	307	22.6	22
9.	12	Administrative and financial supervisors and administrative occupations	NOC Skill Level B	282	22.4	22
10.	14	Office support occupations	NOC Skill Level C	246	21.6	22
11.	44	Care providers and educational, legal and public protection support occupations	NOC Skill Level C	238	22.0	22
12.	66	Sales support occupations	NOC Skill Level D	215	22.0	22
13.	62	Retail sales supervisors and specialized sales occupations	NOC Skill Level B	180	20.7	22
14.	11	Professional occupations in business and finance	NOC Skill Level A	179	23.3	22
15.	42	Paraprofessional occupations in legal, social, community and education services	NOC Skill Level B	173	21.9	22
16.	22	Technical occupations related to natural and applied sciences	NOC Skill Level B	170	25.1	22
17.	15	Distribution, tracking and scheduling co-ordination occupations	NOC Skill Level C	164	22.2	22
18.	21	Professional occupations in natural and applied sciences	NOC Skill Level A	156	20.1	20
19.	32	Technical occupations in health	NOC Skill Level B	135	18.6	22
20.	73	Maintenance and equipment operation trades	NOC Skill Level B	119	25.0	22
21.	76	Trades helpers, construction labourers and related occupations	NOC Skill Level D	117	24.9	22
22.	31	Professional occupations in health (except nursing)	NOC Skill Level A	114	20.8	22
23.	01	Senior managers - construction, transportation, production and utilities	NOC Skill Level A	110	25.9	22
24.	52	Technical occupations in art, culture, recreation and sport	NOC Skill Level B	103	24.8	22
25.	41	Professional occupations in law and social, community and government services	NOC Skill Level A	103	22.9	22
26.	86	Harvesting, landscaping and natural resources labourers	NOC Skill Level D	91	19.2	22
27.	34	Assisting occupations in support of health services	NOC Skill Level C	78	18.8	22
					1 - 45 / 45	< >

MULTILINGUAL JOB POSTINGS BY THE NUMBERS

ACTIVE POSTINGS
535

NEW POSTINGS
1

COMPANIES
234

LANGUAGES
11

OF DAYS POSTED

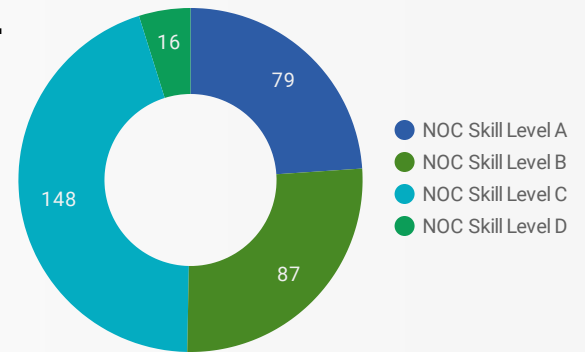
AVERAGE
19.2

MEDIAN
22

MULTILINGUAL JOB POSTINGS BY SKILL LEVEL

What language skills are employers looking for by occupational skill level?

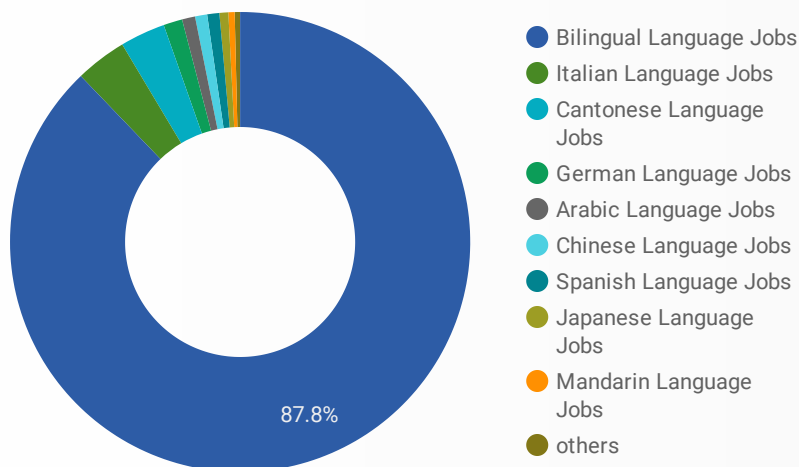
- 79** Skill Level A - Management/ Professional Occupations usually requiring University
- 87** Skill Level B - Usually college education or apprenticeship training
- 148** Skill Level C - Usually secondary education or occupation-specific training
- 16** Skill Level D - Usually on-the-job training



LANGUAGES	NOC Skill Level A	NOC Skill Level B	NOC Skill Level C	NOC Skill Level D
Bilingual Lan...	70	73	132	11
Italian Langu...	1	5	7	
Cantonese La...	2	3	2	
German Lang...		4	2	1
Japanese La...		1		2
Mandarin Lan...	1		2	
Arabic Lan...		1		2

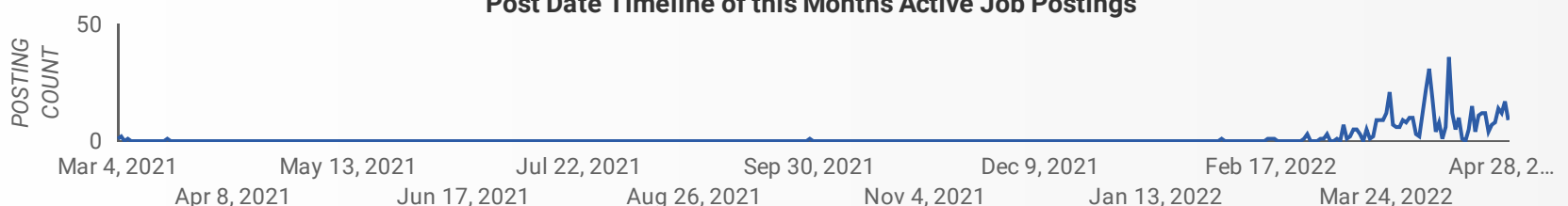
LANGUAGE SKILLS BREAKDOWN

Which kinds of language skills do employers seek?



LANGUAGES	POSTING COUNT
1. Bilingual Language Jobs	468
2. Italian Language Jobs	24
3. Cantonese Language Jobs	13
4. German Language Jobs	8
5. Arabic Language Jobs	5
6. Chinese Language Jobs	4

Post Date Timeline of this Month's Active Job Postings



LANGUAGE SKILLS BEING RECRUITED BY SKILL TYPE

What language skills are sought by 1-Digit NOC?

SKILL TYPE NAME	Bilingual ...	Italian La...	Cantones...	German ...	Japanese...	Mandarin...	Grand total
Business, finance and administration occu...	50					2	52
Health occupations	5		4				9
Management occupations	33	1				1	40
Natural and applied sciences and related o...	7						7
Natural resources, agriculture and related ...	1						1
Occupations in art, culture, recreation and ...	4			4			8
Occupations in education, law and social, ...	38	1	1				41
Occupations in manufacturing and utilities	1						1
Sales and service occupations	140	11	2	2	3		162
Trades, transport and equipment operator...	7			1			9
Grand total	286	13	7	7	3	3	330

MULTILINGUAL JOB POSTINGS BY MUNICIPALITY

What language skills are sought by 4-Digit NOC?

	MUNICIPALITY	JOB LANGUAGES	AVG POSTING LENGTH IN DAYS	MEDIAN POSTING LENGTH IN DAYS
1.	City of Oshawa	150	22.6	22
2.	City of Pickering	123	22.2	22
3.	City of Whitby	81	21.3	22
4.	City of Ajax	74	21.3	22
5.	Municipality of Clarington	53	20.5	22
6.	Municipality of Uxbridge	25	21.5	22
7.	Municipality of Scugog	11	24.2	22
8.	Municipality of Brock	7	27.8	22



LANGUAGE DEMAND BY JOB

What language skills are sought by 4-Digit NOC?

4 DIGIT NOC NAME	POSTINGS
1. Retail salespersons	69
2. Other customer and information services re...	39
3. Retail and wholesale trade managers	27
4. Administrative assistants	11
5. Cooks	10
6. Other instructors	9
7. Administrative officers	7
8. Food and beverage servers	7
9. Chefs	7
10. Cashiers	6
11. Shippers and receivers	6
12. Food counter attendants, kitchen helpers an...	5
13. General office support workers	5
14. Elementary school and kindergarten teachers	5
15. Business development officers and marketi...	4
16. Butchers, meat cutters and fishmongers - re...	4
17. Receptionists	4
18. Home support workers, housekeepers and r...	4
19. Artisans and craftspersons	4
20. Lawyers and Quebec notaries	4
21. Securities agents, investment dealers and b...	3
22. Retail sales supervisors	3
23. Social and community service workers	3
24. Retail and wholesale buyers	3
25. Human resources professionals	3
26. Secondary school teachers	3
27. Licensed practical nurses	3
28. Restaurant and food service managers	2
29. Other financial officers	2
30. Opticians	2
31. Early childhood educators and assistants	2
1 - 86 / 86 < >	

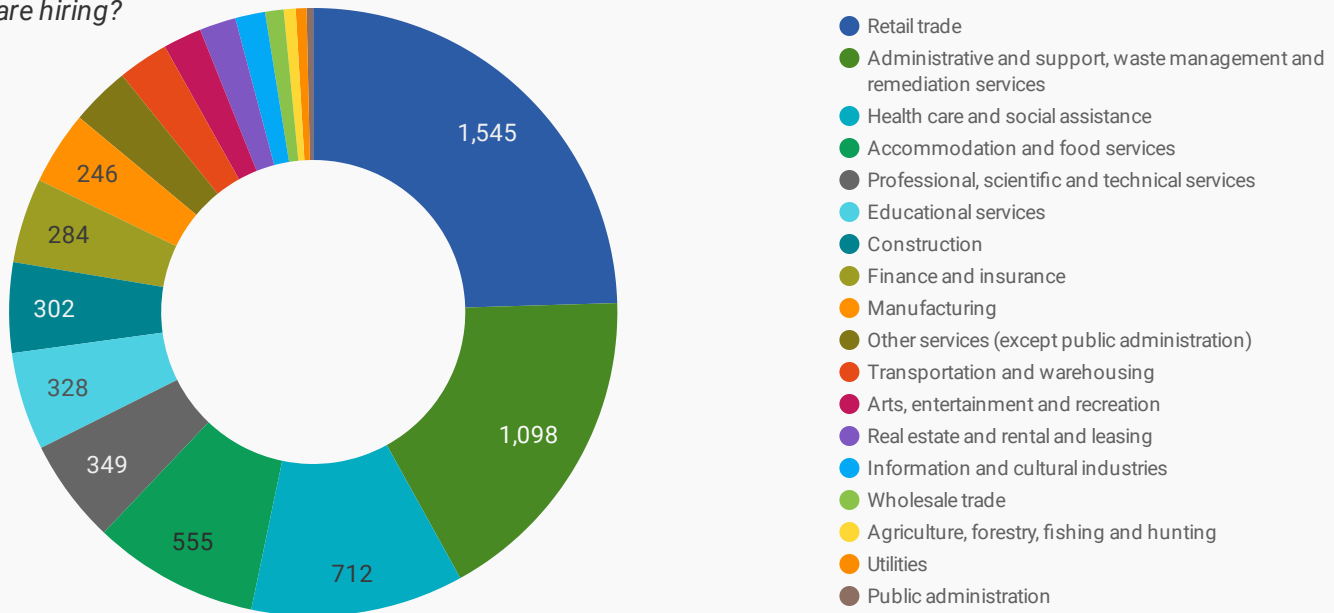
MULTILINGUAL HIRING EMPLOYERS

Which employers are seeking multilingual candidates?

COMPANY	POSTINGS
1. Liquor Control Board of Ontario / LCBO	23
2. Adecco Canada	18
3. Farm Boy Inc.	17
4. Liquor Control Board of Ontario	17
5. Durham District School Board	15
6. LCBO	12
7. The Source (Bell) Electronics Inc.	11
8. La Vie en Rose	11
9. Municipal Property Assessment Corporation	11
10. Durham Catholic District School Board	9
11. Farm Boy	9
12. Bell Canada	8
13. La Source	8
14. Concentrix	8
15. Recipe Unlimited Corporation	6
16. Laura Canada	6
17. Swiss Chalet	6
18. Phoenix A.M.D. International Inc.	6
19. Oxford Learning	5
20. Canon	5
21. Various Ministries	4
22. Kerry's Place Autism Services	4
23. BELL MOBILITY/BELL MOBILITÄ%	4
24. Kunafa's	4
25. Kinark Child & Family Services	4
26. Reitmans	4
27. Choko Motorsports	4
28. Thermea spa village - Whitby	4
29. Boutique La Vie En Rose	4
30. adidas	3
1 - 50 / 237 < >	

TOP HIRING SECTORS BY 2-DIGIT NAICS CODE

What sectors are hiring?



	2-DIGIT NAICS LABEL	NAICS CODE	POSTING COUNT	AVG POSTING LENGTH IN DAYS	MEDIAN POSTING LENGTH IN DAYS
1.	Retail trade	44-45	1,545	19.1	22
2.	Administrative and support, waste management and remediation services	56	1,098	23.9	22
3.	Health care and social assistance	62	712	22.3	22
4.	Accommodation and food services	72	555	23.7	22
5.	Professional, scientific and technical services	54	349	22.3	22
6.	Educational services	61	328	22.3	15
7.	Construction	23	302	20.2	22
8.	Finance and insurance	52	284	23.1	22
9.	Manufacturing	31-33	246	20.4	22
10.	Other services (except public administration)	81	198	21.4	22
11.	Transportation and warehousing	48-49	170	25.8	22
12.	Arts, entertainment and recreation	71	129	21.6	22
13.	Real estate and rental and leasing	53	122	21.9	22
14.	Information and cultural industries	51	100	19.3	22
15.	Wholesale trade	41	62	23.7	22
16.	Agriculture, forestry, fishing and hunting	11	40	25.0	22
17.	Utilities	22	36	23.0	22
18.	Public administration	91	22	24.5	22

NOTE: NAICS code 56 includes Employment Agencies. Manufacturing includes codes 31-33, Retail Trade includes codes 44-45 and Transportation and Warehousing includes codes 48-49.

TOP HIRING SECTORS BY 3-DIGIT NAICS CODE

What sectors are hiring?

	3-DIGIT NAICS LABEL	NAICS CODE	POSTING COUNT ▾	AVG POSTING LENGTH IN DAYS	MEDIAN POSTING LENGTH IN DAYS
1.	Administrative and support services	561	1,033	23.7	22
2.	Food services and drinking places	722	506	23.9	22
3.	Professional, scientific and technical services	541	349	22.3	22
4.	Ambulatory health care services	621	346	21.5	22
5.	Educational services	611	328	22.3	15
6.	Food and beverage stores	445	296	18.4	15
7.	General merchandise stores	452	250	20.4	22
8.	Nursing and residential care facilities	623	233	23.7	22
9.	Building material and garden equipment and supplies dealers	444	219	16.7	15.5
10.	Clothing and clothing accessories stores	448	192	22.4	22
11.	Specialty trade contractors	238	182	19.4	22
12.	Health and personal care stores	446	176	17.2	22
13.	Credit intermediation and related activities	522	159	24.4	22
14.	Motor vehicle and parts dealers	441	145	21.4	22
15.	Social assistance	624	131	22.1	22
16.	Personal and laundry services	812	127	22.5	22
17.	Amusement, gambling and recreation industries	713	123	21.9	22
18.	Furniture and home furnishings stores	442	122	18.2	22
19.	Insurance carriers and related activities	524	112	21.5	22
20.	Truck transportation	484	109	22.1	22
21.	Construction of buildings	236	104	21.9	22
22.	Telecommunications	517	92	19.3	22
23.	Transportation equipment manufacturing	336	76	19.8	22
24.	Waste management and remediation services	562	65	27.5	22
25.	Real estate	531	64	20.5	22
26.	Miscellaneous store retailers	453	60	17.0	15
27.	Rental and leasing services	532	57	23.6	22
28.	Fabricated metal product manufacturing	332	51	22.3	16
29.	Accommodation services	721	47	21.6	22
30.	Repair and maintenance	811	47	18.3	22
31.	Crop production	111	38	25.2	22

TOP HIRING SECTORS BY 4-DIGIT NAICS CODE

What sectors are hiring?

	4-DIGIT NAICS LABEL	NAICS CODE	POSTING COUNT ▾	AVG POSTING LENGTH IN DAYS	MEDIAN POSTING LENGTH IN DAYS
1.	Employment services	5613	641	25.3	22
2.	Full-service restaurants and limited-service eating places	7225	462	23.6	22
3.	Grocery stores	4451	262	18.6	15
4.	Services to buildings and dwellings	5617	236	21.0	22
5.	Building material and supplies dealers	4441	213	16.0	15
6.	Department stores	4521	184	17.7	22
7.	Health and personal care stores	4461	176	17.2	22
8.	Elementary and secondary schools	6111	176	19.5	6
9.	Clothing stores	4481	172	22.5	22
10.	Community care facilities for the elderly	6233	164	23.5	22
11.	Architectural, engineering and related services	5413	135	24.5	22
12.	Depository credit intermediation	5221	134	21.8	22
13.	Home health care services	6216	117	22.1	22
14.	Personal care services	8121	111	23.2	22
15.	Other amusement and recreation industries	7139	110	21.9	22
16.	Agencies, brokerages and other insurance related activities	5242	109	21.6	22
17.	Community colleges and C.E.G.E.P.s	6112	108	19.9	22
18.	Investigation and security services	5616	107	21.0	22
19.	General freight trucking	4841	102	22.1	22
20.	Furniture stores	4421	95	18.3	22
21.	Wired and wireless telecommunications carriers(except satellite)	5173	92	19.3	22
22.	Offices of dentists	6212	86	21.1	22
23.	Automobile dealers	4411	77	20.6	22
24.	Building equipment contractors	2382	70	18.4	22
25.	Offices of other health practitioners	6213	69	20.7	22
26.	Motor vehicle manufacturing	3361	68	19.5	22
27.	Individual and family services	6241	67	19.6	22
28.	Other general merchandise stores	4529	66	25.8	22
29.	Nursing care facilities	6231	64	24.5	22
30.	Scientific research and development services	5417	59	19.5	22
31.	Residential building construction	2361	57	20.5	22

TOP HIRING SECTORS BY 5-DIGIT NAICS CODE

What sectors are hiring?

	5-DIGIT NAICS LABEL	NAICS CODE	POSTING COUNT ▾	AVG POSTING LENGTH IN DAYS	MEDIAN POSTING LENGTH IN DAYS
1.	Employment placement agencies and executive search services	56131	638	25.3	22
2.	Full-service restaurants and limited-service eating places	72251	462	23.6	22
3.	Supermarkets and other grocery (except convenience) stores	44511	259	18.4	15
4.	Hardware stores	44413	206	15.7	15
5.	Department stores	45211	184	17.7	22
6.	Elementary and secondary schools	61111	176	19.5	6
7.	Community care facilities for the elderly	62331	164	23.5	22
8.	Engineering services	54133	132	24.6	22
9.	Banking	52211	125	21.9	22
10.	Home health care services	62161	117	22.1	22
11.	Community colleges and C.E.G.E.P.s	61121	108	19.9	22
12.	Insurance agencies and brokerages	52421	106	21.4	22
13.	Landscaping services	56173	105	19.8	22
14.	Investigation, guard and armoured car services	56161	102	20.9	22
15.	Furniture stores	44211	95	18.3	22
16.	Wired and wireless telecommunications carriers (except satellite)	51731	92	19.3	22
17.	Offices of dentists	62121	86	21.1	22
18.	Janitorial services	56172	75	22.3	22
19.	Other health and personal care stores	44619	74	10.9	15
20.	Fitness and recreational sports centres	71394	69	21.8	22
21.	Automobile and light-duty motor vehicle manufacturing	33611	68	19.5	22
22.	All other general merchandise stores	45299	66	25.8	22
23.	Other personal care services	81219	65	21.5	22
24.	Nursing care facilities	62311	64	24.5	22
25.	General freight trucking, local	48411	61	21.1	22
26.	Pharmacies and drug stores	44611	60	20.4	22
27.	Research and development in the physical, engineering and life sciences	54171	59	19.5	22
28.	Residential building construction	23611	57	20.5	22
29.	Women's clothing stores	44812	56	20.4	22
30.	Child day-care services	62441	54	25.5	22
31.	New car dealers	44111	52	21.5	22

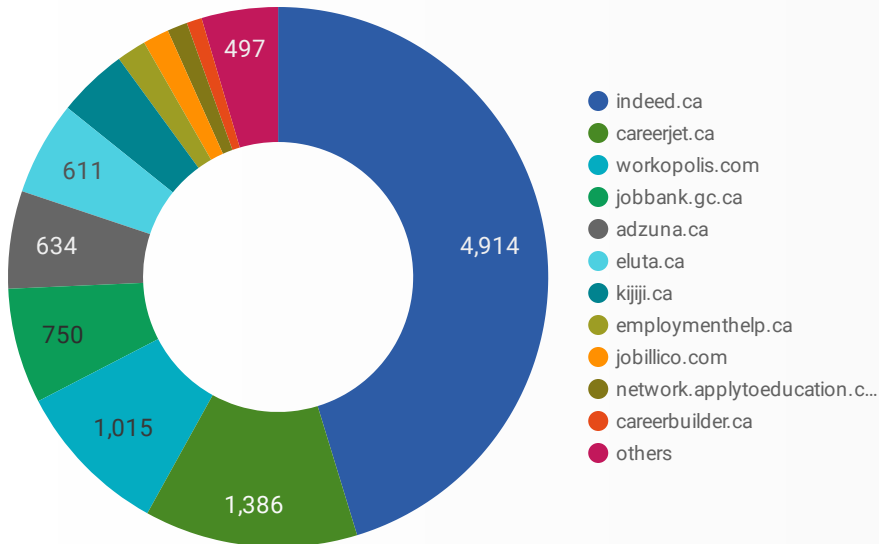
TOP HIRING SECTORS BY 6-DIGIT NAICS CODE

What sectors are hiring?

	6-DIGIT NAICS LABEL	NAICS CODE	POSTING COUNT ▼	AVG POSTING LENGTH IN DAYS	MEDIAN POSTING LENGTH IN DAYS
1.	Employment placement agencies and executive search services	561310	638	25.3	22
2.	Supermarkets and other grocery (except convenience) stores	445110	259	18.4	15
3.	Full-service restaurants	722511	258	25.2	22
4.	Hardware stores	444130	206	15.7	15
5.	Limited-service eating places	722512	204	22.0	22
6.	Department stores	452110	184	17.7	22
7.	Elementary and secondary schools	611110	176	19.5	6
8.	Community care facilities for the elderly	623310	164	23.5	22
9.	Engineering services	541330	132	24.6	22
10.	Personal and commercial banking industry	522111	125	21.9	22
11.	Home health care services	621610	117	22.1	22
12.	Community colleges and C.E.G.E.P.s	611210	108	19.9	22
13.	Insurance agencies and brokerages	524210	106	21.4	22
14.	Landscaping services	561730	105	19.8	22
15.	Security guard and patrol services	561612	102	20.9	22
16.	Furniture stores	442110	95	18.3	22
17.	Wired and wireless telecommunications carriers (except satellite)	517310	92	19.3	22
18.	Offices of dentists	621210	86	21.1	22
19.	All other health and personal care stores	446199	73	10.5	15
20.	Fitness and recreational sports centres	713940	69	21.8	22
21.	Janitorial services (except window cleaning)	561722	68	22.5	22
22.	Automobile and light-duty motor vehicle manufacturing	336110	68	19.5	22
23.	Other personal care services	812190	65	21.5	22
24.	Nursing care facilities	623110	64	24.5	22
25.	General freight trucking, local	484110	61	21.1	22
26.	Pharmacies and drug stores	446110	60	20.4	22
27.	Research and development in the physical, engineering and life sciences	541710	59	19.5	22
28.	Residential building construction	236110	57	20.5	22
29.	Women's clothing stores	448120	56	20.4	22
30.	Child day-care services	624410	54	25.5	22
31.	Manufacturing	441110	50	21.5	22

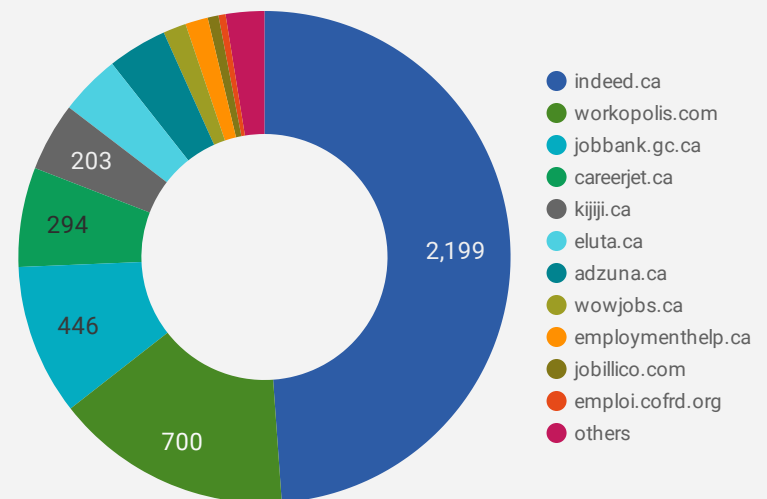
JOB POSTINGS BY JOB BOARD

What share of unique job postings appear on each job board?



COMPANIES BY JOB BOARD

What share of unique job postings appear on each job board?



JOB POSTING DETAILS BY JOB BOARD

How does job posting activity differ by job board?

	JOB BOARD	POSTING COUNT ▾	AVG POSTING LENGTH IN DAYS	MEDIAN POSTING LENGTH IN DAYS	# OF COMPANIES
1.	indeed.ca	4,914	22.0	22	2,199
2.	careerjet.ca	1,386	23.1	19	294
3.	workopolis.com	1,015	15.0	15	700
4.	jobbank.gc.ca	750	34.4	30	446
5.	adzuna.ca	634	15.0	15	176
6.	eluta.ca	611	22.0	22	179
7.	kijiji.ca	455	15.0	15	203
8.	employmenthelp.ca	192	65.5	50	67
9.	jobillico.com	170	25.0	21	32
10.	network.applytoeducation.com	131	7.3	5	5
11.	careerbuilder.ca	99	21.5	20	19
12.	careerarc.com	96	36.0	23	13
13.	wowjobs.ca	88	15.0	15	68
14.	randstad.ca	67	55.4	45	1
15.	agilec.ca	30	24.0	10	7
16.	emploi.cofrd.org	28	42.3	32	21
17.	workinnonprofits.ca	23	16.7	12	11