

# JOB DEMAND REPORT

## MARCH 2022

### HIGHLIGHTS

#### JOB POSTINGS BY THE NUMBERS

POSTING COUNT	NEW THIS MONTH	COMPANIES	JOB BOARDS
11,202	6,709	3,739	35

#### # OF DAYS POSTED

AVERAGE	MEDIAN
23.4	22

## REPORT BUILDER

The default filter selection below will show all job demand data for the month. You can use the filters to create a customized report for the purpose of understanding a subset of the data.

#### OCCUPATION FILTERS

SKILL TYPE NAME / 1-DIGIT NOC	▼
MAJOR GROUP / 2-DIGIT NOC	▼
MINOR GROUP / 3-DIGIT NOC	▼
UNIT GROUP / 4-DIGIT NOC	▼
SKILL LEVEL	▼
JOB TYPE	▼
JOB DURATION	▼
ADDITIONAL LANGUAGE	▼
SPECIFIC JOB TAGS	▼

#### INDUSTRY/SECTOR FILTERS

HIRING SECTOR BY 2-DIGIT NAICS CODE	▼
HIRING SECTOR BY 3-DIGIT NAICS CODE	▼
HIRING SECTOR BY 4-DIGIT NAICS CODE	▼
HIRING SECTOR BY 5-DIGIT NAICS CODE	▼
HIRING SECTOR BY 6-DIGIT NAICS CODE	▼

#### OTHER FILTERS

MUNICIPALITY	▼
JOB BOARD	▼

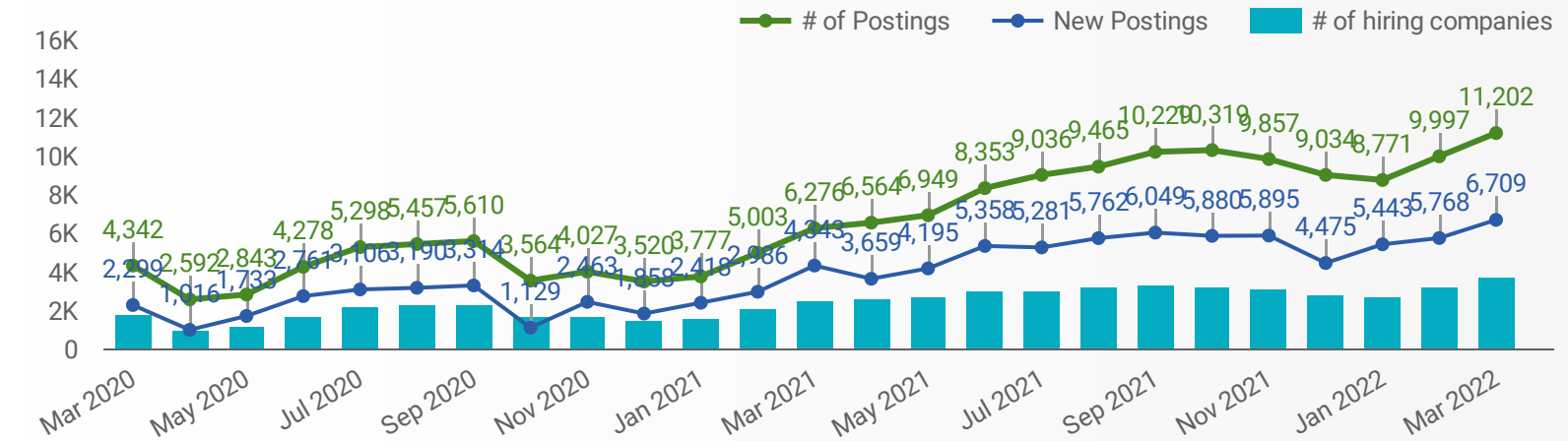
NOC = National Occupation Classification | NAICS = North American Industry Classification System

#### Source:

Job posting data collected by Durham Workforce Authority from job boards and employer websites who recruit candidates in Durham Region.

## JOB POSTINGS BY MONTH FOR DURHAM REGION

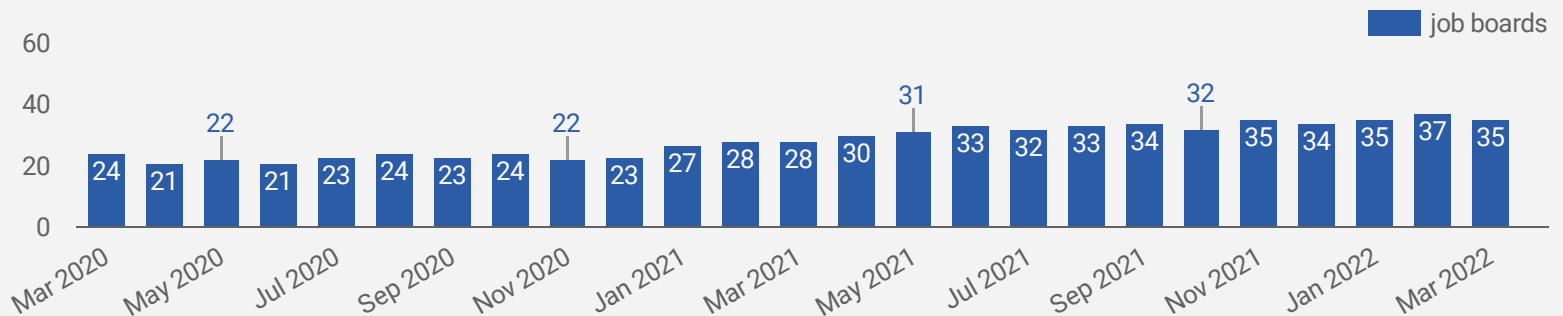
How many job postings were active for at least 1 day this month?



NOTE: This graph cannot be filtered using the controls on the cover page

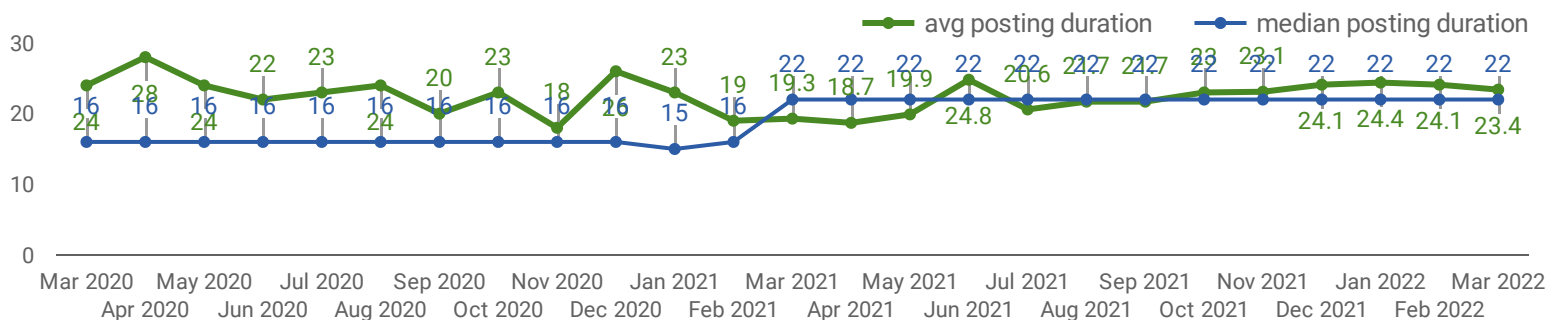
## NUMBER OF ACTIVE JOB BOARDS

How many job postings were active for at least 1 day this month on these job boards?



## AVG & MEDIAN POSTING LENGTH BY DAYS

How long are employers having to recruit for to find candidates to fill their job vacancies?



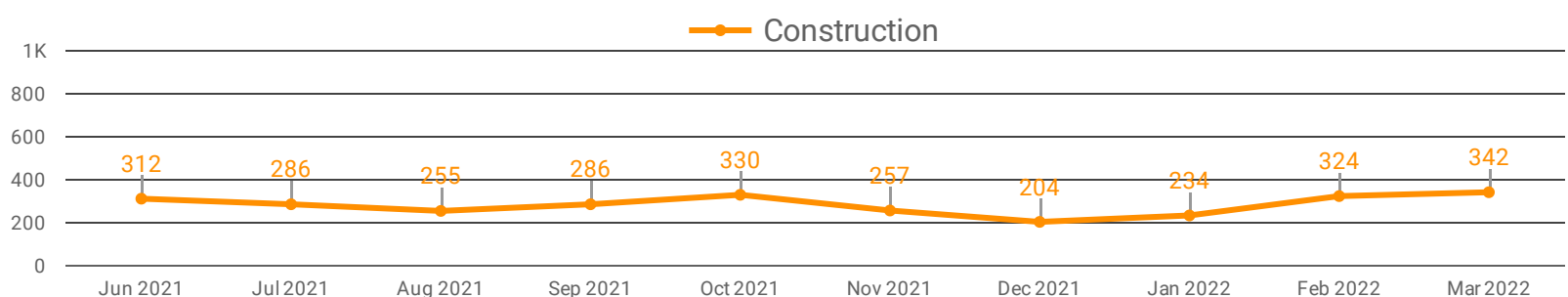
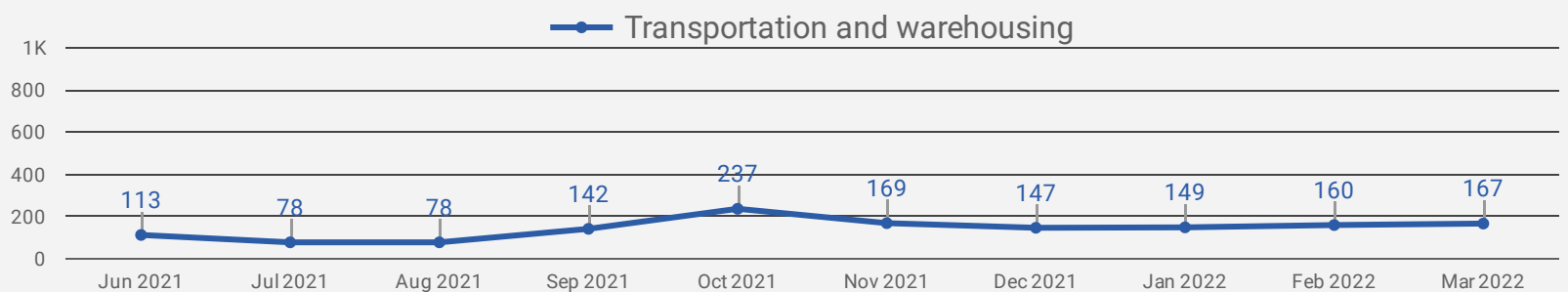
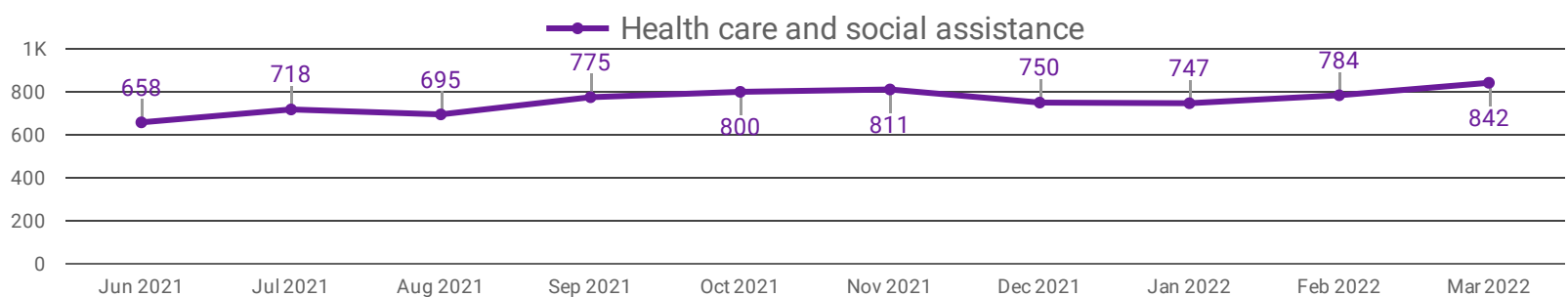
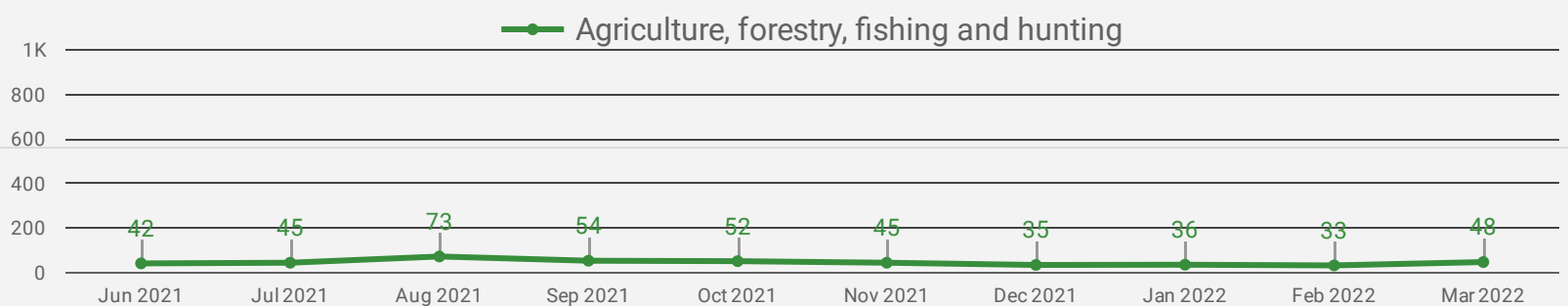
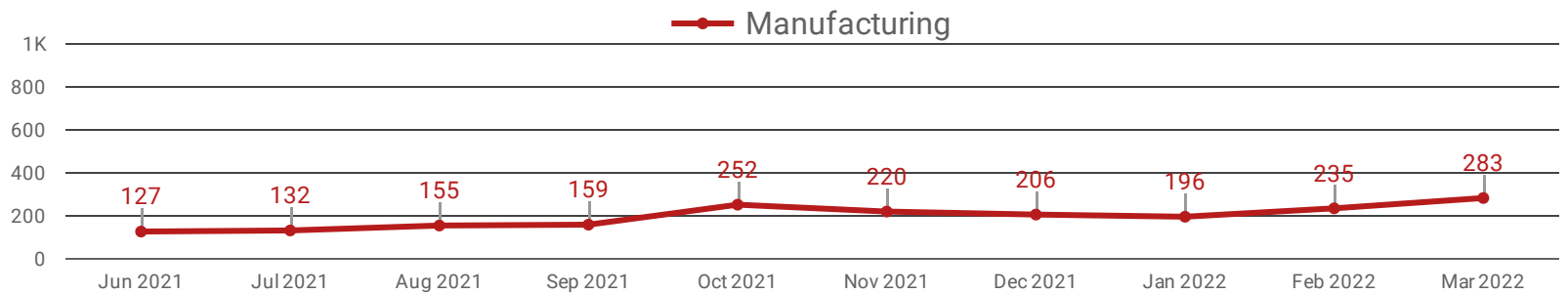
## POST DATE TIMELINE FOR THIS MONTH'S ACTIVE JOB POSTINGS

How many job postings were active for at least 1 day this month?



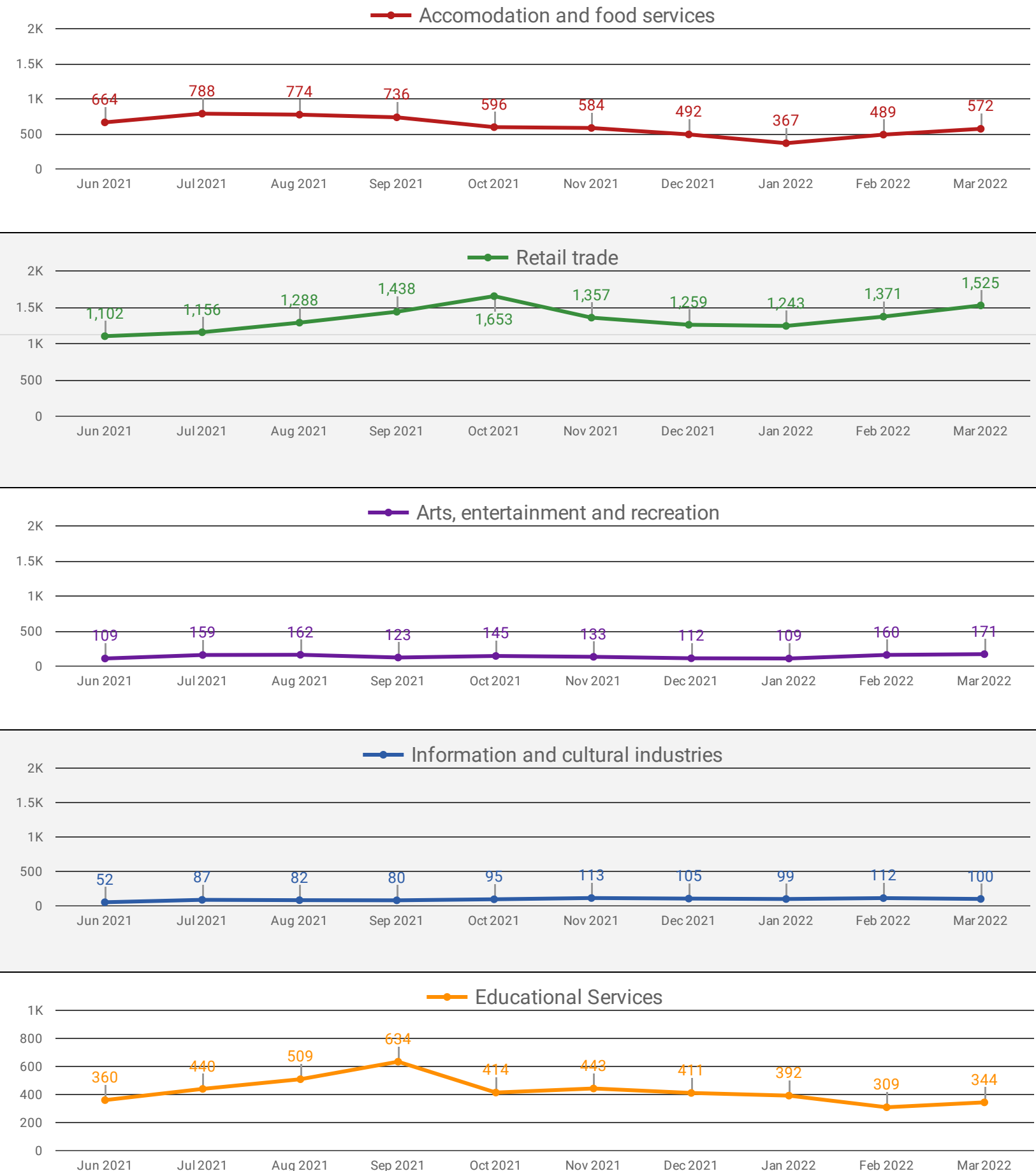
## DEMAND BY KEY SECTOR (DURHAM REGION)

How many job postings were active for at least 1 day this month by sector?



## DEMAND BY IMPACTED SECTOR (DURHAM REGION)

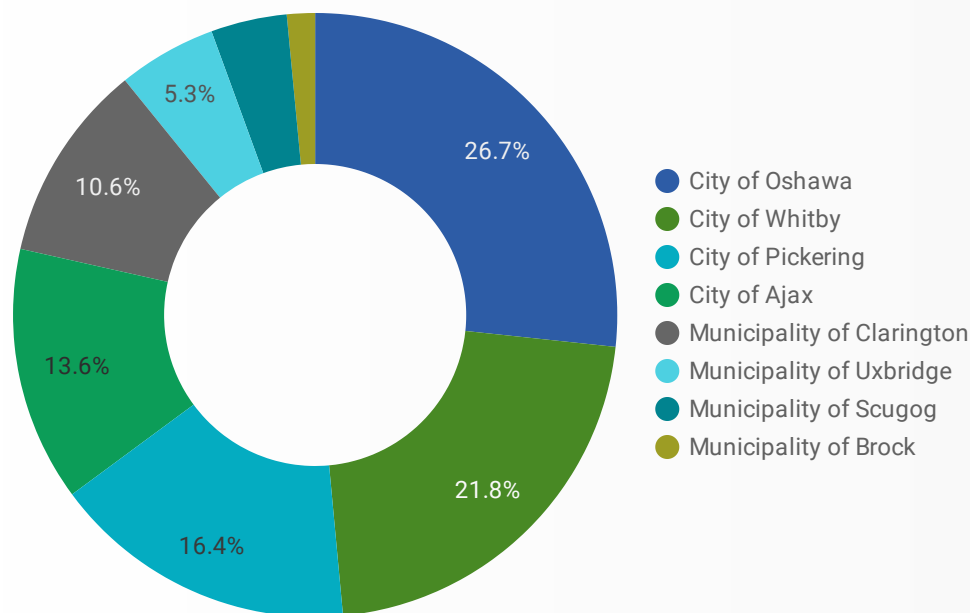
How many job postings were active for at least 1 day this month by sector?



## JOB POSTINGS BY MUNICIPALITY

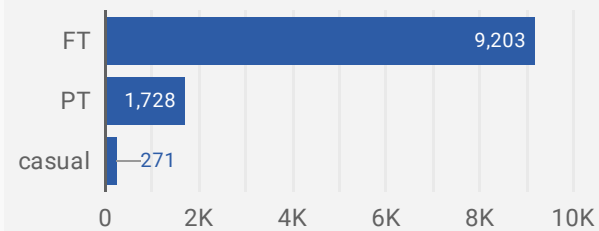
How many job postings were active for at least 1 day this month?

	MUNICIPALITY	POSTING COUNT	AVG POSTING LENGTH IN DAYS	MEDIAN POSTING LENGTH IN DAYS
1.	City of Oshawa	2,910	22.4	22
2.	City of Whitby	2,382	23.1	22
3.	City of Pickering	1,783	22.3	22
4.	City of Ajax	1,487	23.3	22
5.	Municipality of Clarington	1,161	22.3	22
6.	Municipality of Uxbridge	574	22.7	22
7.	Municipality of Scugog	444	24.7	22
8.	Municipality of Brock	164	25.9	22



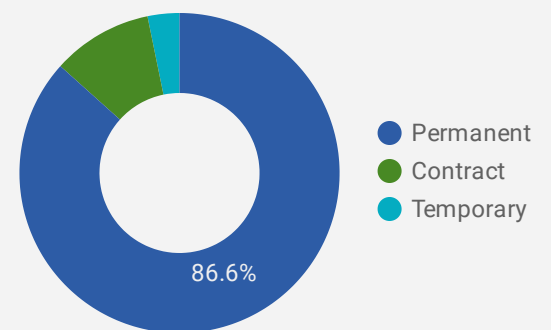
## JOB TYPE

Full-time vs Part-time



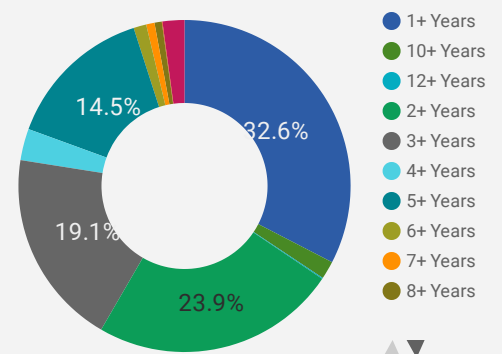
## JOB DURATION

Permanency of jobs posted



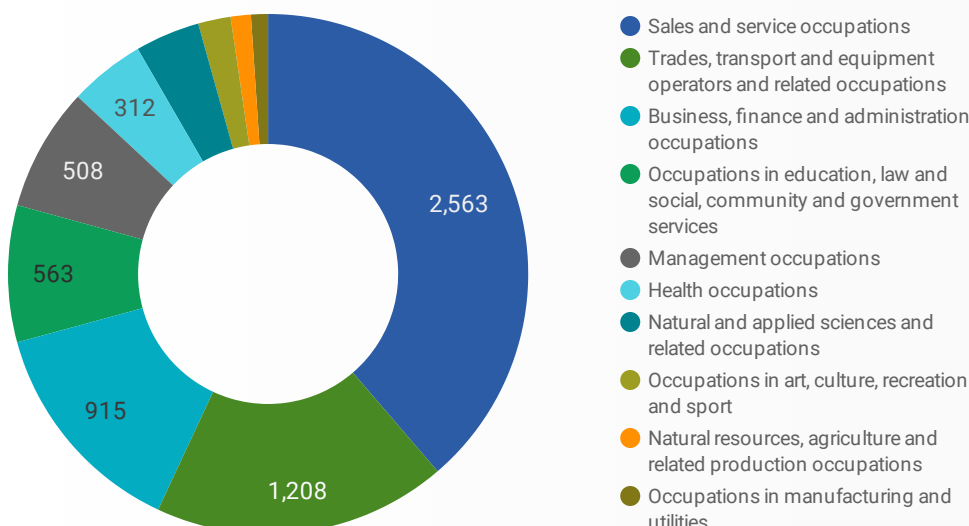
## JOB EXPERIENCE LEVEL

Job Postings by Years of Experience Required



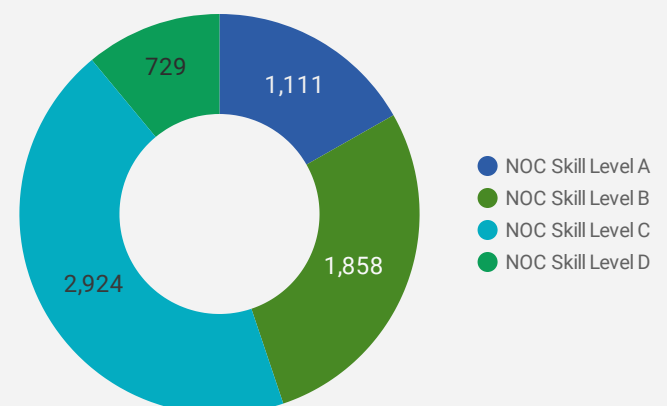
## JOB POSTINGS BY SKILL TYPE

What skill type is being recruited?



## JOB POSTINGS BY SKILL LEVEL

What education do occupations typically require?



Skill Level A = Usually University education | Skill Level B = Usually College education or Apprenticeship training | Skill Level C = Usually Secondary education or occupation-specific training | Skill Level D = Usually on-the-job training

## TOP HIRING EMPLOYERS & AGENCIES

Who is hiring?

	COMPANY	MUNICIPALITY	POSTINGS COUNT ▾	AVG POSTING LENGTH IN DAYS	MEDIAN POSTING LENGTH IN DAYS
1.	General Motors	City of Oshawa	64	18.6	22
2.	Lowe's	City of Oshawa	58	20.3	22
3.	Durham College	City of Oshawa	58	20.6	22
4.	Durham District School Board	City of Whitby	58	24.1	8
5.	Thermo Fisher Scientific	City of Whitby	56	28.5	15
6.	Adecco Canada	Municipality of Uxbridge	54	21.8	22
7.	Southbridge Care Homes	City of Pickering	46	20.3	22
8.	Lowe's	City of Whitby	42	20.8	22
9.	Lakeridge Health	City of Oshawa	40	22.0	22
10.	Ontario Shores Centre for Mental Health Services	City of Whitby	37	21.9	22
11.	Randstad	City of Whitby	32	28.7	30
12.	Finesight Solutions	City of Pickering	32	8.0	8
13.	Durham District School Board	City of Oshawa	31	26.7	7
14.	The Town of Whitby	City of Whitby	29	18.6	22
15.	Durham Region Unemployed Help Centre	null	29	21.5	16
16.	Municipal Property Assessment Corporation	City of Pickering	29	22.0	22
17.	City of Pickering	City of Pickering	28	15.4	15
18.	Adecco Canada	City of Ajax	27	22.0	22
19.	Randstad	City of Oshawa	27	19.4	22
20.	City of Oshawa	City of Oshawa	27	21.9	22
21.	Durham Region	Municipality of Brock	26	68.8	66
22.	Choko Motorsports	Municipality of Uxbridge	26	20.5	22
23.	Ontario Power Generation	Municipality of Clarington	24	21.1	22
24.	Coughlan Group of Companies	City of Ajax	24	21.5	21
25.	Coughlan Group	City of Ajax	24	30.2	29
26.	Intact	City of Ajax	24	19.9	22
27.	Concentrix	City of Oshawa	23	24.5	22
28.	Durham Catholic District School Board	City of Oshawa	22	28.3	14
29.	Adecco Canada	City of Pickering	22	22.0	22

## TOP HOURLY WAGES IN JOB POSTINGS

What are employers willing to pay to find the perfect candidate?

# of Minimum Wage Job Postings

462

	JOB TITLE	COMPANY	LOCATION	WAGE VALUE ▾
1.	Chiropodist	HealthCasa	City of Ajax	241
2.	Certified Personal Trainer	Fitness on the Go	City of Pickering	120
3.	Speech-language Pathologist	Together in Communication	City of Whitby	110
4.	Speech Language Pathologist	The Speech Associates - VIRTUAL	City of Oshawa	100
5.	22-013 - Project Manager	Morson International	Municipality of Clarington	83
6.	Project Manager (supply Chain)	Morson International	City of Pickering	83
7.	Got A Truck And 2 Workers? - \$80/hr - Paid Weekly	RTJ Property Services Inc.	City of Oshawa	80
8.	MassothÃ@rapeute	Nordik Spa-Nature	City of Whitby	77
9.	MassothÃ@rapeute	Thermea spa village - Whitby	City of Whitby	77
10.	Project Manager	Morson International	Municipality of Clarington	75
11.	Cost & Schedule Analyst - Nuclear Industry	CPUS Engineering Staffing Solutions	Municipality of Clarington	75
12.	Business & Reporting Analyst- Nuclear Client	CPUS Engineering Staffing Solutions	City of Pickering	75
				1 - 100 / 3533 < >

## TOP SALARIES IN JOB POSTINGS

What are employers willing to pay to find the perfect candidate?

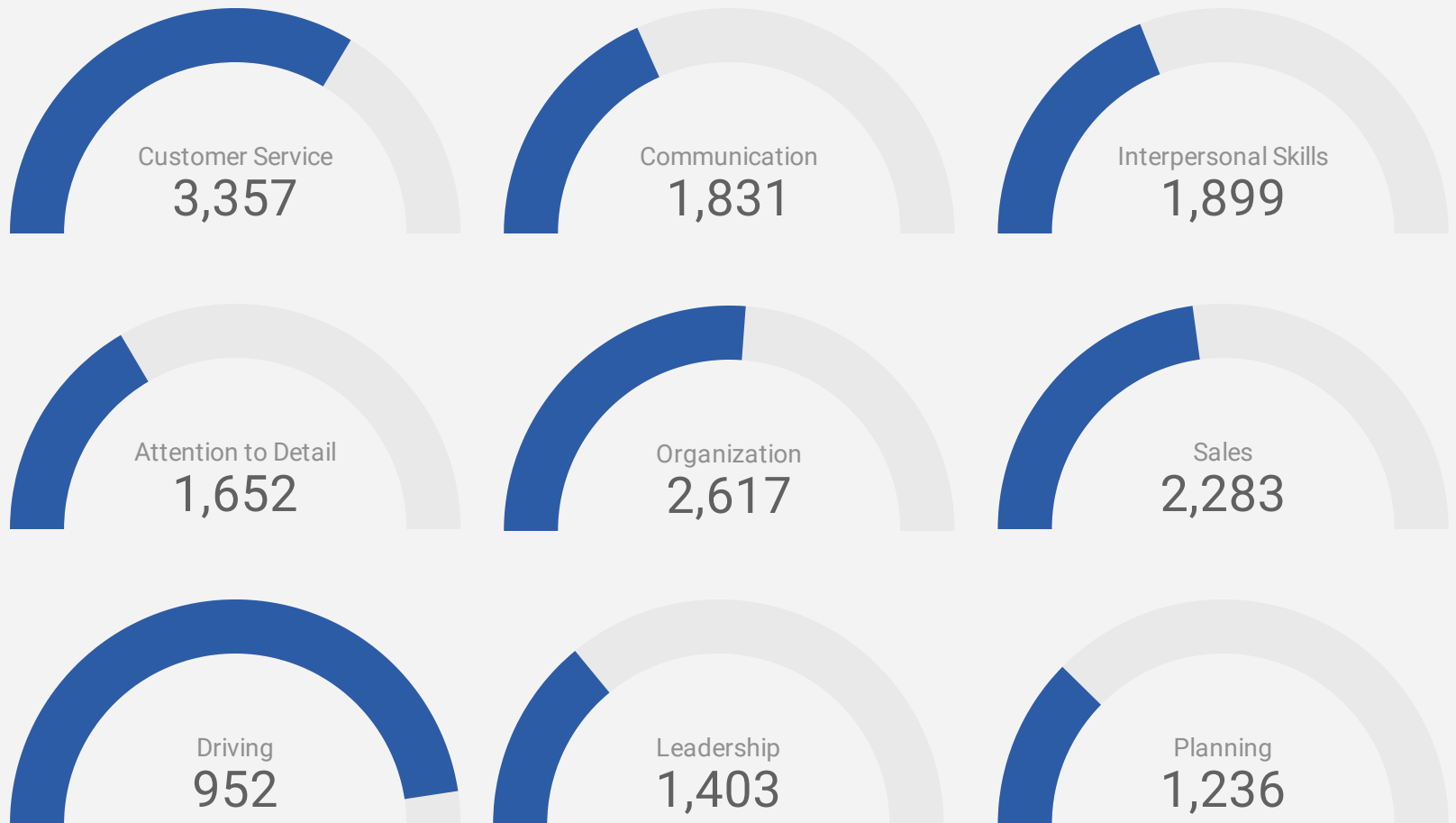
	JOB TITLE	COMPANY	LOCATION	WAGE VALUE ▾
1.	Customer Service Representative	MoneyMart Financial Services	City of Whitby	250,000
2.	Sales Representative	Royal York PM	City of Oshawa	250,000
3.	Customer Service Representative - Ajax/Pickering	MoneyMart Financial Services	City of Ajax	250,000
4.	Sales Representative (ft)	Royal York PM	City of Oshawa	250,000
5.	Customer Service Representative	Money Mart	Municipality of Clarington	250,000
6.	Sales Agent (ft)	Royal York PM	City of Oshawa	250,000
7.	Az Owner Operator	Contrans Tank Group	City of Oshawa	200,671
8.	Physician Assistant	Ajax Family Practice and Walk-In-Clinic	City of Ajax	200,000
9.	Insurance Sales Broker	Distinct Insurance	City of Whitby	200,000
10.	Experienced Personal Lines Sales Broker	Mitchell & Whale Insurance Brokers	City of Whitby	200,000
11.	Associate General Counsel -	Municipal Property Assessment	City of Pickering	159,673
				1 - 100 / 4579 < >

## TOP IN-DEMAND SKILLS

How many times were these skills found in job postings?

ACTIVE JOB POSTINGS THIS MONTH

11,202

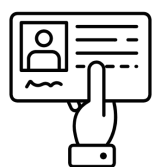


## KEY JOB REQUIREMENTS

How often are these requirements desired in job postings?

ACTIVE JOB POSTINGS THIS MONTH

11,202



Driver's License  
2,235



First Aid  
608



Regular Access to a Vehicle  
479



Criminal Record Check  
554



Microsoft Office  
709



Food Safety  
262



## TOP OCCUPATIONS BY SKILL, FREQUENCY & DURATION

What jobs are in-demand and/or hard to fill?

	4 DIGIT NOC	4 DIGIT NOC NAME	SKILL LEVEL	POSTING COUNT	AVG POSTING LENGTH IN DAYS	MEDIAN POSTING LENGTH IN DAYS
1.	6421	Retail salespersons	NOC Skill Level C	669	23.1	22
2.	6552	Other customer and information services representatives	NOC Skill Level C	353	24.1	22
3.	7452	Material handlers	NOC Skill Level C	288	24.0	22
4.	6322	Cooks	NOC Skill Level B	262	27.2	22
5.	4412	Home support workers, housekeepers and related occupations	NOC Skill Level C	228	24.4	22
6.	621	Retail and wholesale trade managers	NOC Skill Level A	216	21.4	22
7.	7511	Transport truck drivers	NOC Skill Level C	198	23.6	22
8.	6513	Food and beverage servers	NOC Skill Level C	171	21.4	22
9.	6731	Light duty cleaners	NOC Skill Level D	157	21.5	22
10.	1414	Receptionists	NOC Skill Level C	151	21.0	22
11.	7514	Delivery and courier service drivers	NOC Skill Level C	137	21.4	22
12.	6622	Store shelf stockers, clerks and order fillers	NOC Skill Level D	118	19.2	22
13.	1241	Administrative assistants	NOC Skill Level B	106	33.1	22
14.	6541	Security guards and related security service occupations	NOC Skill Level C	104	20.2	21
15.	6711	Food counter attendants, kitchen helpers and related support occupations	NOC Skill Level D	102	22.8	22
16.	6611	Cashiers	NOC Skill Level D	91	20.9	22
17.	1114	Other financial officers	NOC Skill Level A	70	22.1	22
18.	7611	Construction trades helpers and labourers	NOC Skill Level D	69	32.4	22
19.	2225	Landscape and horticulture technicians and specialists	NOC Skill Level B	67	22.3	22
20.	1221	Administrative officers	NOC Skill Level B	67	25.7	22
21.	6222	Retail and wholesale buyers	NOC Skill Level B	64	19.1	22
22.	1521	Shippers and receivers	NOC Skill Level C	64	20.6	22
23.	4214	Early childhood educators and assistants	NOC Skill Level B	62	25.2	22
24.	4212	Social and community service workers	NOC Skill Level B	62	27.6	22
25.	7271	Carpenters	NOC Skill Level B	55	20.5	22
26.	631	Restaurant and food service managers	NOC Skill Level A	49	28.2	22
27.	6311	Food service supervisors	NOC Skill Level B	48	59.6	36
28.	6732	Specialized cleaners	NOC Skill Level D	47	20.2	22
29.	5254	Program leaders and instructors in recreation, sport and fitness	NOC Skill Level B	47	24.6	22
--	----	-----	-----	--	--	--

## JOB POSTINGS BY 3-DIGIT NATIONAL OCCUPATION CLASSIFICATION

What jobs are hard to fill and/or in-demand?

	3 DIGIT NOC	3 DIGIT NOC NAME	SKILL LEVEL	POSTING COUNT ▼	AVG POSTING LENGTH IN DAYS	MEDIAN POSTING LENGTH IN DAYS
1.	642	Retail salespersons	NOC Skill Level C	669	23.1	22
2.	751	Motor vehicle and transit drivers	NOC Skill Level C	361	22.9	22
3.	655	Customer and information services representatives	NOC Skill Level C	353	24.1	22
4.	632	Chefs and cooks	NOC Skill Level B	300	27.0	22
5.	745	Longshore workers and material handlers	NOC Skill Level C	288	24.0	22
6.	673	Cleaners	NOC Skill Level D	249	21.0	22
7.	441	Home care providers and educational support occupations	NOC Skill Level C	242	25.8	22
8.	062	Retail and wholesale trade managers	NOC Skill Level A	216	21.4	22
9.	651	Occupations in food and beverage service	NOC Skill Level C	214	21.3	22
10.	141	General office workers	NOC Skill Level C	191	21.6	22
11.	421	Paraprofessional occupations in legal, social, community and education services	NOC Skill Level B	166	25.8	22
12.	122	Administrative and regulatory occupations	NOC Skill Level B	137	25.5	22
13.	152	Supply chain logistics, tracking and scheduling co-ordination occupations	NOC Skill Level C	137	22.5	22
14.	662	Other sales support and related occupations	NOC Skill Level D	126	19.1	22
15.	111	Auditors, accountants and investment professionals	NOC Skill Level A	121	22.4	22
16.	124	Office administrative assistants - general, legal and medical	NOC Skill Level B	115	32.2	22
17.	654	Security guards and related security service occupations	NOC Skill Level C	104	20.2	21
18.	671	Food counter attendants, kitchen helpers and related support occupations	NOC Skill Level D	102	22.8	22
19.	661	Cashiers	NOC Skill Level D	91	20.9	22
20.	723	Machining, metal forming, shaping and erecting trades	NOC Skill Level B	73	23.2	22
21.	761	Trades helpers and labourers	NOC Skill Level D	72	32.4	22
22.	222	Technical occupations in life sciences	NOC Skill Level B	71	22.1	22
23.	622	Technical sales specialists in wholesale trade and retail and wholesale buyers	NOC Skill Level B	68	19.1	22
24.	631	Service supervisors	NOC Skill Level B	68	41.4	22
25.	011	Senior managers - construction, transportation, production and utilities	NOC Skill Level A	66	23.9	22
26.	071	Managers in customer and personal services, n.e.c.	NOC Skill Level A	66	25.1	22
27.	341	Assisting occupations in support of health services	NOC Skill Level C	64	26.4	22
28.	323	Other technical occupations in health care	NOC Skill Level B	59	33.1	22
					1 - 50 / 124	< >

## JOB POSTINGS BY 2-DIGIT NATIONAL OCCUPATION CLASSIFICATION

What jobs are hard to fill and/or in-demand?

	2 DIGIT NOC	2 DIGIT NOC NAME	SKILL LEVEL	POSTING COUNT ▼	AVG POSTING LENGTH IN DAYS	MEDIAN POSTING LENGTH IN DAYS
1.	65	Service representatives and other customer and personal services occupations	NOC Skill Level C	731	22.6	22
2.	64	Sales representatives and salespersons - wholesale and retail trade	NOC Skill Level C	676	23.3	22
3.	63	Service supervisors and specialized service occupations	NOC Skill Level B	427	29.8	22
4.	75	Transport and heavy equipment operation and related maintenance occupations	NOC Skill Level C	417	22.7	22
5.	67	Service support and other service occupations, n.e.c.	NOC Skill Level D	362	22.0	22
6.	74	Other installers, repairers and servicers and material handlers	NOC Skill Level C	317	24.1	22
7.	72	Industrial, electrical and construction trades	NOC Skill Level B	297	24.7	22
8.	12	Administrative and financial supervisors and administrative occupations	NOC Skill Level B	291	27.4	22
9.	06	Middle management occupations in retail and wholesale trade and customer services	NOC Skill Level A	286	22.6	22
10.	14	Office support occupations	NOC Skill Level C	261	22.4	22
11.	44	Care providers and educational, legal and public protection support occupations	NOC Skill Level C	244	25.7	22
12.	66	Sales support occupations	NOC Skill Level D	217	19.8	22
13.	42	Paraprofessional occupations in legal, social, community and education services	NOC Skill Level B	166	25.8	22
14.	11	Professional occupations in business and finance	NOC Skill Level A	157	22.4	22
15.	15	Distribution, tracking and scheduling co-ordination occupations	NOC Skill Level C	156	22.9	22
16.	62	Retail sales supervisors and specialized sales occupations	NOC Skill Level B	150	23.9	22
17.	22	Technical occupations related to natural and applied sciences	NOC Skill Level B	135	26.2	22
18.	32	Technical occupations in health	NOC Skill Level B	132	27.1	22
19.	21	Professional occupations in natural and applied sciences	NOC Skill Level A	131	31.4	22
20.	01	Senior managers - construction, transportation, production and utilities	NOC Skill Level A	120	24.0	22
21.	31	Professional occupations in health (except nursing)	NOC Skill Level A	102	26.0	22
22.	73	Maintenance and equipment operation trades	NOC Skill Level B	102	26.9	22
23.	41	Professional occupations in law and social, community and government services	NOC Skill Level A	96	43.6	22
24.	52	Technical occupations in art, culture, recreation and sport	NOC Skill Level B	88	22.8	22
25.	76	Trades helpers, construction labourers and related occupations	NOC Skill Level D	75	31.4	22
26.	07	Managers in customer and personal services, n.e.c.	NOC Skill Level A	66	25.1	22
27.	34	Assisting occupations in support of health services	NOC Skill Level C	64	26.4	22

## MULTILINGUAL JOB POSTINGS BY THE NUMBERS

ACTIVE POSTINGS  
**481**

NEW POSTINGS  
**1**

COMPANIES  
**197**

LANGUAGES  
**11**

## # OF DAYS POSTED

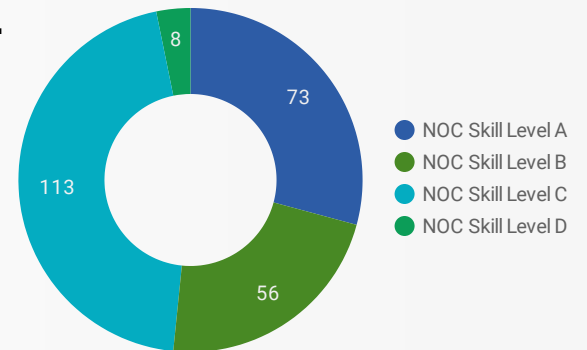
AVERAGE  
**24.8**

MEDIAN  
**22**

## MULTILINGUAL JOB POSTINGS BY SKILL LEVEL

What language skills are employers looking for by occupational skill level?

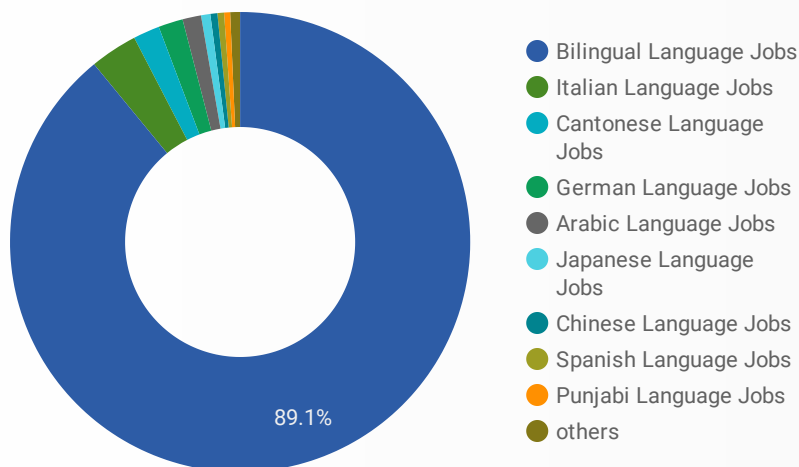
- 73** Skill Level A - Management/ Professional Occupations usually requiring University
- 56** Skill Level B - Usually college education or apprenticeship training
- 113** Skill Level C - Usually secondary education or occupation-specific training
- 8** Skill Level D - Usually on-the-job training



LANGUAGES	NOC Skill Level A	NOC Skill Level B	NOC Skill Level C	NOC Skill Level D
Bilingual Lan...	...	...	...	7
Cantonese La...	4	4	3	
German Lang...	1	5	1	
Italian Langu...		2	4	
Spanish Lang...	5			
Arabic Langu...		2	3	
Japanese La...		2	1	1

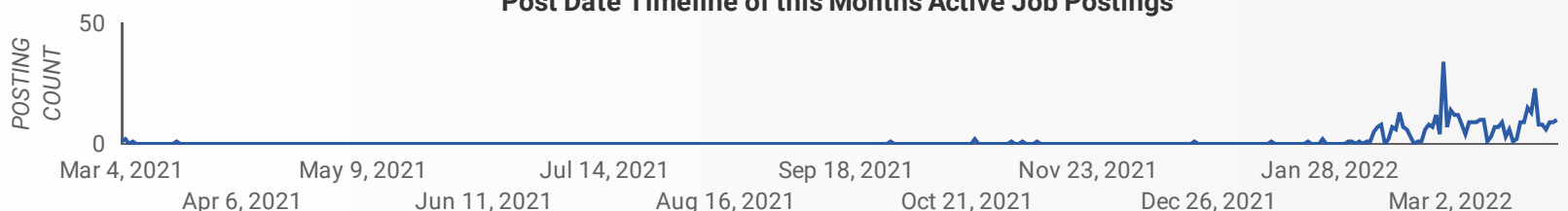
## LANGUAGE SKILLS BREAKDOWN

Which kinds of language skills do employers seek?



LANGUAGES	POSTING COUNT
1. Bilingual Language Jobs	420
2. Italian Language Jobs	15
3. Cantonese Language Jobs	14
4. German Language Jobs	7
5. Arabic Language Jobs	6
6. Chinese Language Jobs	5

## Post Date Timeline of this Month's Active Job Postings



## LANGUAGE SKILLS BEING RECRUITED BY SKILL TYPE

What language skills are sought by 1-Digit NOC?

SKILL TYPE NAME	Bilingual ...	Cantones...	German ...	Italian La...	Spanish ...	Arabic La...	Grand total
Business, finance and administration occu...	37		1				40
Health occupations	2	5			1		8
Management occupations	31				4		36
Natural and applied sciences and related o...	3		1				4
Natural resources, agriculture and related ...	3						3
Occupations in art, culture, recreation and ...			4				4
Occupations in education, law and social, ...	28	2		1		1	33
Occupations in manufacturing and utilities	1						1
Sales and service occupations	96	4	1	5		4	115
Trades, transport and equipment operator...	5						6
<b>Grand total</b>	<b>206</b>	<b>11</b>	<b>7</b>	<b>6</b>	<b>5</b>	<b>5</b>	<b>250</b>

## MULTILINGUAL JOB POSTINGS BY MUNICIPALITY

What language skills are sought by 4-Digit NOC?

	MUNICIPALITY	JOB LANGUAGES	AVG POSTING LENGTH IN DAYS	MEDIAN POSTING LENGTH IN DAYS
1.	City of Oshawa	142	22.4	22
2.	City of Pickering	111	22.3	22
3.	City of Whitby	79	23.1	22
4.	City of Ajax	55	23.3	22
5.	Municipality of Clarington	46	22.3	22
6.	Municipality of Uxbridge	18	22.7	22
7.	Municipality of Scugog	6	24.7	22
8.	Municipality of Brock	3	25.9	22



## LANGUAGE DEMAND BY JOB

What language skills are sought by 4-Digit NOC?

4 DIGIT NOC NAME		POSTINGS ▾
1.	Other customer and information services re...	40
2.	Retail salespersons	36
3.	Retail and wholesale trade managers	23
4.	Cooks	9
5.	Home support workers, housekeepers and r...	9
6.	Chefs	8
7.	Food and beverage servers	7
8.	Elementary school and kindergarten teachers	7
9.	Administrative assistants	6
10.	Retail and wholesale buyers	5
11.	Cashiers	5
12.	Other instructors	4
13.	Lawyers and Quebec notaries	4
14.	Shippers and receivers	4
15.	Artisans and craftspersons	4
16.	Financial auditors and accountants	3
17.	Human resources professionals	3
18.	Insurance adjusters and claims examiners	3
19.	Opticians	3
20.	Corporate sales managers	3
21.	Receptionists	3
22.	Legal administrative assistants	2
23.	Human resources managers	2
24.	Employment counsellors	2
25.	Supervisors, general office and administrati...	2
26.	Social workers	2
27.	Estheticians, electrologists and related occ...	2
28.	Delivery and courier service drivers	2
29.	General office support workers	2
30.	Commissioned officers of the Canadian Arm...	2
31.	Other financial officers	2
		1 - 66 / 66 < >

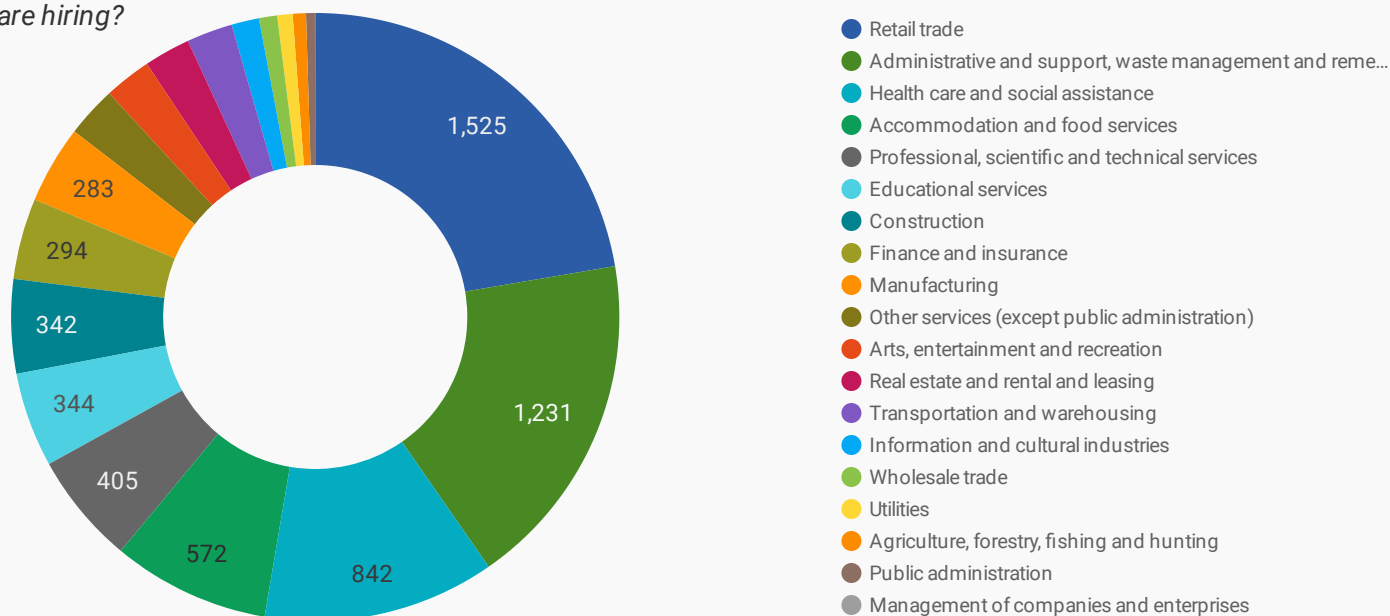
## MULTILINGUAL HIRING EMPLOYERS

Which employers are seeking multilingual candidates?

COMPANY		POSTINGS ▾
1.	Municipal Property Assessment Corporation	27
2.	Durham District School Board	20
3.	Farm Boy Inc.	16
4.	Various Ministries	15
5.	Farm Boy	14
6.	Canon	12
7.	The Source (Bell) Electronics Inc.	11
8.	La Source	10
9.	Concentrix	10
10.	Bell Canada	8
11.	Thermea spa village - Whitby	6
12.	Phoenix A.M.D. International Inc.	6
13.	Durham Catholic District School Board	6
14.	Kawartha Pine Ridge District School Board	5
15.	Boutique La Vie En Rose	5
16.	Southbridge Care Homes	5
17.	Banque Nationale	5
18.	Phoenix A.M.D. International	5
19.	Laura Canada	5
20.	Canadian Mental Health Association - York Region	5
21.	Bell	4
22.	Urban Cova	4
23.	Oxford Learning	4
24.	Reliance Home Comfort	4
25.	La Vie en Rose	4
26.	THE SOURCE	4
27.	Swiss Chalet	4
28.	Kinark Child & Family Services	4
29.	CBI Health	4
30.	Recipe Unlimited Corporation	4
		1 - 50 / 201 < >

## TOP HIRING SECTORS BY 2-DIGIT NAICS CODE

What sectors are hiring?



	2-DIGIT NAICS LABEL	NAICS CODE	POSTING COUNT	AVG POSTING LENGTH IN DAYS	MEDIAN POSTING LENGTH IN DAYS
1.	Retail trade	44-45	1,525	19.6	22
2.	Administrative and support, waste management and remediation services	56	1,231	24.1	22
3.	Health care and social assistance	62	842	25.3	22
4.	Accommodation and food services	72	572	23.4	22
5.	Professional, scientific and technical services	54	405	22.9	22
6.	Educational services	61	344	23.4	15
7.	Construction	23	342	20.6	22
8.	Finance and insurance	52	294	22.0	22
9.	Manufacturing	31-33	283	20.4	22
10.	Other services (except public administration)	81	185	20.5	22
11.	Arts, entertainment and recreation	71	171	20.8	22
12.	Real estate and rental and leasing	53	168	23.3	22
13.	Transportation and warehousing	48-49	167	22.1	22
14.	Information and cultural industries	51	100	29.2	22
15.	Wholesale trade	41	66	21.4	22
16.	Utilities	22	56	21.2	22
17.	Agriculture, forestry, fishing and hunting	11	48	31.1	22
18.	Public administration	91	32	22.4	22
19.	Management of companies and enterprises	55	1		

NOTE: NAICS code 56 includes Employment Agencies. Manufacturing includes codes 31-33, Retail Trade includes codes 44-45 and Transportation and Warehousing includes codes 48-49.

## TOP HIRING SECTORS BY 3-DIGIT NAICS CODE

What sectors are hiring?

	3-DIGIT NAICS LABEL	NAICS CODE	POSTING COUNT ▾	AVG POSTING LENGTH IN DAYS	MEDIAN POSTING LENGTH IN DAYS
1.	Administrative and support services	561	1,176	24.2	22
2.	Food services and drinking places	722	517	23.7	22
3.	Professional, scientific and technical services	541	405	22.9	22
4.	Ambulatory health care services	621	404	28.4	22
5.	Educational services	611	344	23.4	15
6.	Nursing and residential care facilities	623	307	22.6	22
7.	Building material and garden equipment and supplies dealers	444	259	16.1	15
8.	Food and beverage stores	445	232	18.9	16
9.	Specialty trade contractors	238	212	20.1	22
10.	General merchandise stores	452	199	18.2	21
11.	Furniture and home furnishings stores	442	185	20.0	22
12.	Motor vehicle and parts dealers	441	174	25.0	22
13.	Amusement, gambling and recreation industries	713	168	20.8	22
14.	Credit intermediation and related activities	522	166	22.4	21
15.	Health and personal care stores	446	160	18.4	20
16.	Clothing and clothing accessories stores	448	156	22.0	22
17.	Social assistance	624	128	20.4	22
18.	Personal and laundry services	812	123	20.9	22
19.	Insurance carriers and related activities	524	120	21.0	22
20.	Construction of buildings	236	105	21.8	22
21.	Truck transportation	484	102	21.3	22
22.	Transportation equipment manufacturing	336	96	19.6	22
23.	Telecommunications	517	95	30.3	22
24.	Real estate	531	95	20.7	22
25.	Rental and leasing services	532	68	27.6	22
26.	Miscellaneous store retailers	453	65	18.8	15
27.	Waste management and remediation services	562	55	23.1	22
28.	Utilities	221	53	21.1	22
29.	Accommodation services	721	52	21.6	22
30.	Crop production	111	46	31.6	22
31.	Electronics and appliance stores	443	45	20.4	22



## TOP HIRING SECTORS BY 4-DIGIT NAICS CODE

What sectors are hiring?

	4-DIGIT NAICS LABEL	NAICS CODE	POSTING COUNT ▾	AVG POSTING LENGTH IN DAYS	MEDIAN POSTING LENGTH IN DAYS
1.	Employment services	5613	716	26.2	22
2.	Full-service restaurants and limited-service eating places	7225	474	24.0	22
3.	Services to buildings and dwellings	5617	293	21.0	22
4.	Building material and supplies dealers	4441	242	15.7	15
5.	Grocery stores	4451	218	18.7	15
6.	Elementary and secondary schools	6111	215	24.7	10
7.	Community care facilities for the elderly	6233	214	22.2	22
8.	Health and personal care stores	4461	160	18.4	20
9.	Furniture stores	4421	154	19.6	22
10.	Depository credit intermediation	5221	147	19.7	21
11.	Architectural, engineering and related services	5413	143	25.8	22
12.	Home health care services	6216	136	31.1	22
13.	Other amusement and recreation industries	7139	132	21.5	22
14.	Department stores	4521	132	16.1	18
15.	Clothing stores	4481	129	21.8	22
16.	Agencies, brokerages and other insurance related activities	5242	119	21.1	22
17.	Investigation and security services	5616	114	20.9	22
18.	Offices of dentists	6212	103	20.7	22
19.	Automobile dealers	4411	101	27.8	22
20.	Personal care services	8121	97	22.4	22
21.	Wired and wireless telecommunications carriers(except satellite)	5173	95	30.3	22
22.	General freight trucking	4841	92	21.8	22
23.	Motor vehicle manufacturing	3361	90	19.6	22
24.	Building equipment contractors	2382	85	19.4	22
25.	Nursing care facilities	6231	85	24.3	22
26.	Community colleges and C.E.G.E.P.s	6112	83	20.7	22
27.	Offices of other health practitioners	6213	77	20.9	22
28.	Advertising, public relations, and related services	5418	72	14.7	15
29.	Individual and family services	6241	67	19.9	22
30.	Other general merchandise stores	4529	67	21.8	22
31.	Residential building construction	2361	63	20.8	22

## TOP HIRING SECTORS BY 5-DIGIT NAICS CODE

What sectors are hiring?

	5-DIGIT NAICS LABEL	NAICS CODE	POSTING COUNT ▾	AVG POSTING LENGTH IN DAYS	MEDIAN POSTING LENGTH IN DAYS
1.	Employment placement agencies and executive search services	56131	708	26.2	22
2.	Full-service restaurants and limited-service eating places	72251	474	24.0	22
3.	Hardware stores	44413	234	15.5	15
4.	Supermarkets and other grocery (except convenience) stores	44511	216	18.7	15
5.	Elementary and secondary schools	61111	215	24.7	10
6.	Community care facilities for the elderly	62331	214	22.2	22
7.	Furniture stores	44211	154	19.6	22
8.	Banking	52211	141	19.7	21
9.	Engineering services	54133	138	26.1	22
10.	Home health care services	62161	136	31.1	22
11.	Department stores	45211	132	16.1	18
12.	Landscaping services	56173	129	20.9	22
13.	Investigation, guard and armoured car services	56161	112	20.9	22
14.	Insurance agencies and brokerages	52421	110	21.0	22
15.	Offices of dentists	62121	103	20.7	22
16.	Wired and wireless telecommunications carriers (except satellite)	51731	95	30.3	22
17.	Automobile and light-duty motor vehicle manufacturing	33611	90	19.6	22
18.	Janitorial services	56172	86	21.9	22
19.	Nursing care facilities	62311	85	24.3	22
20.	Community colleges and C.E.G.E.P.s	61121	83	20.7	22
21.	Other services to buildings and dwellings	56179	73	20.0	22
22.	Fitness and recreational sports centres	71394	73	21.1	22
23.	All other general merchandise stores	45299	67	21.8	22
24.	Pharmacies and drug stores	44611	65	20.6	22
25.	Residential building construction	23611	63	20.8	22
26.	Research and development in the physical, engineering and life sciences	54171	59	28.3	15
27.	General freight trucking, local	48411	55	22.4	22
28.	New car dealers	44111	54	20.5	22
29.	Advertising agencies	54181	54	12.0	8
30.	Child day-care services	62441	53	20.8	22
31.	Other personal care services	81219	51	19.0	22

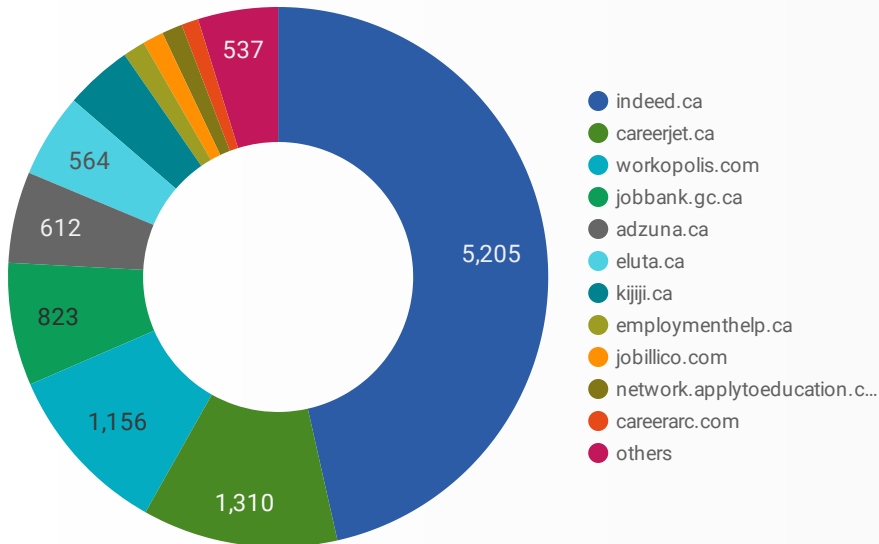
## TOP HIRING SECTORS BY 6-DIGIT NAICS CODE

What sectors are hiring?

	6-DIGIT NAICS LABEL	NAICS CODE	POSTING COUNT ▼	AVG POSTING LENGTH IN DAYS	MEDIAN POSTING LENGTH IN DAYS
1.	Employment placement agencies and executive search services	561310	708	26.2	22
2.	Full-service restaurants	722511	269	24.9	22
3.	Hardware stores	444130	234	15.5	15
4.	Supermarkets and other grocery (except convenience) stores	445110	216	18.7	15
5.	Elementary and secondary schools	611110	215	24.7	10
6.	Community care facilities for the elderly	623310	214	22.2	22
7.	Limited-service eating places	722512	205	22.7	22
8.	Furniture stores	442110	154	19.6	22
9.	Personal and commercial banking industry	522111	141	19.7	21
10.	Engineering services	541330	138	26.1	22
11.	Home health care services	621610	136	31.1	22
12.	Department stores	452110	132	16.1	18
13.	Landscaping services	561730	129	20.9	22
14.	Insurance agencies and brokerages	524210	110	21.0	22
15.	Security guard and patrol services	561612	110	20.9	22
16.	Offices of dentists	621210	103	20.7	22
17.	Wired and wireless telecommunications carriers (except satellite)	517310	95	30.3	22
18.	Automobile and light-duty motor vehicle manufacturing	336110	90	19.6	22
19.	Nursing care facilities	623110	85	24.3	22
20.	Community colleges and C.E.G.E.P.s	611210	83	20.7	22
21.	Janitorial services (except window cleaning)	561722	83	21.9	22
22.	Fitness and recreational sports centres	713940	73	21.1	22
23.	All other services to buildings and dwellings	561799	72	20.2	22
24.	Pharmacies and drug stores	446110	65	20.6	22
25.	Residential building construction	236110	63	20.8	22
26.	Research and development in the physical, engineering and life sciences	541710	59	28.3	15
27.	General freight trucking, local	484110	55	22.4	22
28.	Advertising agencies	541810	54	12.0	8
29.	New car dealers	441110	54	20.5	22
30.	Child day-care services	624410	53	20.8	22
31.	Self-storage and miniwarehouses	710010	51	22.2	22

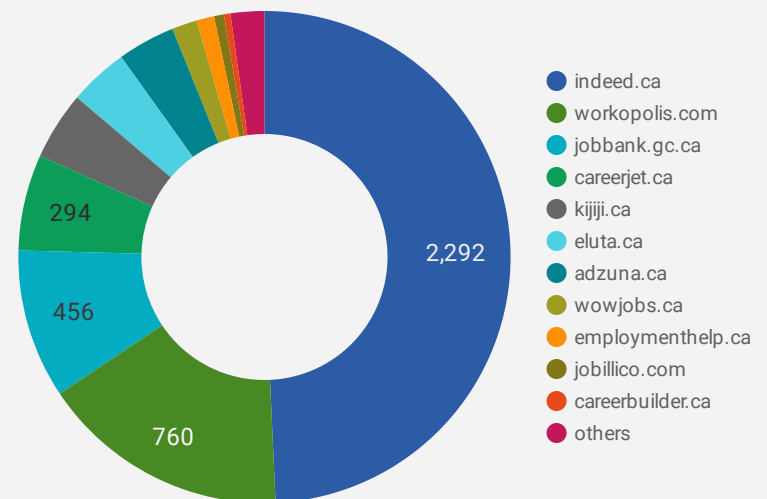
## JOB POSTINGS BY JOB BOARD

What share of unique job postings appear on each job board?



## COMPANIES BY JOB BOARD

What share of unique job postings appear on each job board?



## JOB POSTING DETAILS BY JOB BOARD

How does job posting activity differ by job board?

	JOB BOARD	POSTING COUNT ▾	AVG POSTING LENGTH IN DAYS	MEDIAN POSTING LENGTH IN DAYS	# OF COMPANIES
1.	indeed.ca	5,205	21.9	22	2,292
2.	careerjet.ca	1,310	26.9	22	294
3.	workopolis.com	1,156	14.9	15	760
4.	jobbank.gc.ca	823	38.9	30	456
5.	adzuna.ca	612	15.0	15	176
6.	eluta.ca	564	22.0	22	181
7.	kijiji.ca	452	15.0	15	208
8.	employmenthelp.ca	149	83.8	66	54
9.	jobillico.com	140	36.1	21	30
10.	network.applytoeducation.com	138	7.8	5	6
11.	careerarc.com	114	53.8	35	16
12.	wowjobs.ca	113	15.0	15	77
13.	careerbuilder.ca	78	25.6	28	20
14.	workinnonprofits.ca	71	88.6	100	17
15.	randstad.ca	64	55.6	44	1
16.	druhc.1c1.ca	28	16.0	16	1
17.	pickering.ca	27	15.4	15	1