

# JOB DEMAND REPORT

## FEBRUARY 2022

### HIGHLIGHTS

#### JOB POSTINGS BY THE NUMBERS

POSTING COUNT	NEW THIS MONTH	COMPANIES	JOB BOARDS
9,997	5,768	3,307	37

#### # OF DAYS POSTED

AVERAGE	MEDIAN
24.1	22

## REPORT BUILDER

The default filter selection below will show all job demand data for the month. You can use the filters to create a customized report for the purpose of understanding a subset of the data.

#### OCCUPATION FILTERS

SKILL TYPE NAME / 1-DIGIT NOC	▼
MAJOR GROUP / 2-DIGIT NOC	▼
MINOR GROUP / 3-DIGIT NOC	▼
UNIT GROUP / 4-DIGIT NOC	▼
SKILL LEVEL	▼
JOB TYPE	▼
JOB DURATION	▼
ADDITIONAL LANGUAGE	▼
SPECIFIC JOB TAGS	▼

#### INDUSTRY/SECTOR FILTERS

HIRING SECTOR BY 2-DIGIT NAICS CODE	▼
HIRING SECTOR BY 3-DIGIT NAICS CODE	▼
HIRING SECTOR BY 4-DIGIT NAICS CODE	▼
HIRING SECTOR BY 5-DIGIT NAICS CODE	▼
HIRING SECTOR BY 6-DIGIT NAICS CODE	▼

#### OTHER FILTERS

MUNICIPALITY	▼
JOB BOARD	▼

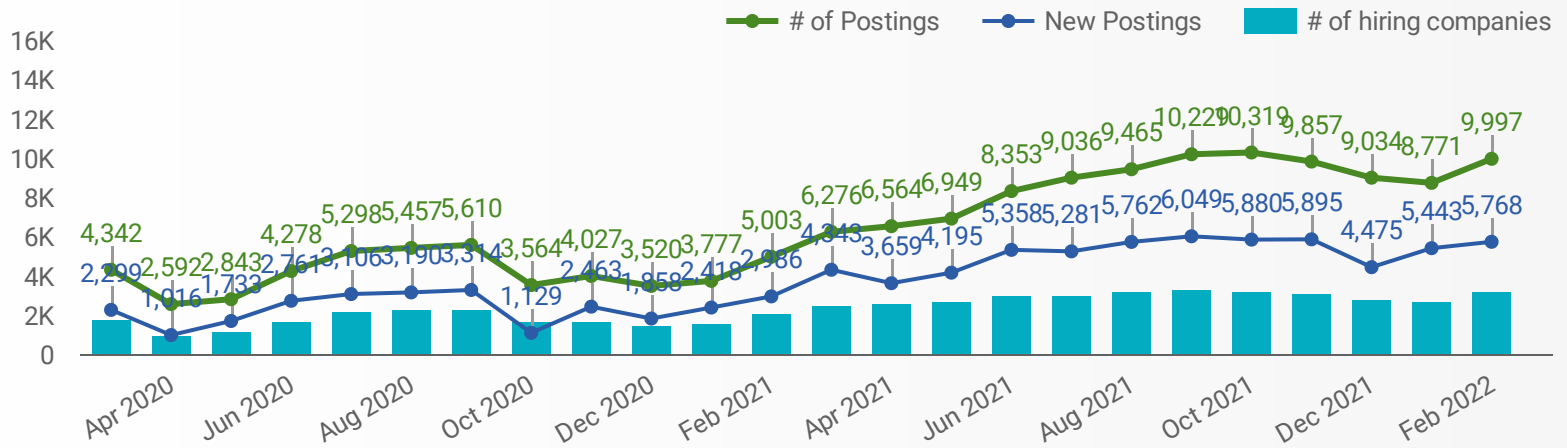
NOC = National Occupation Classification | NAICS = North American Industry Classification System

#### Source:

Job posting data collected by Durham Workforce Authority from job boards and employer websites who recruit candidates in Durham Region.

## JOB POSTINGS BY MONTH FOR DURHAM REGION

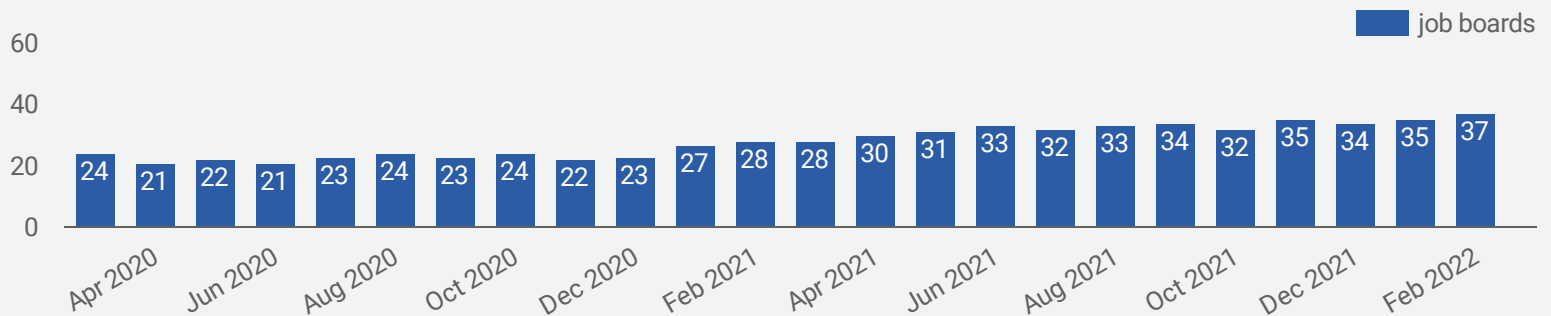
How many job postings were active for at least 1 day this month?



NOTE: This graph cannot be filtered using the controls on the cover page

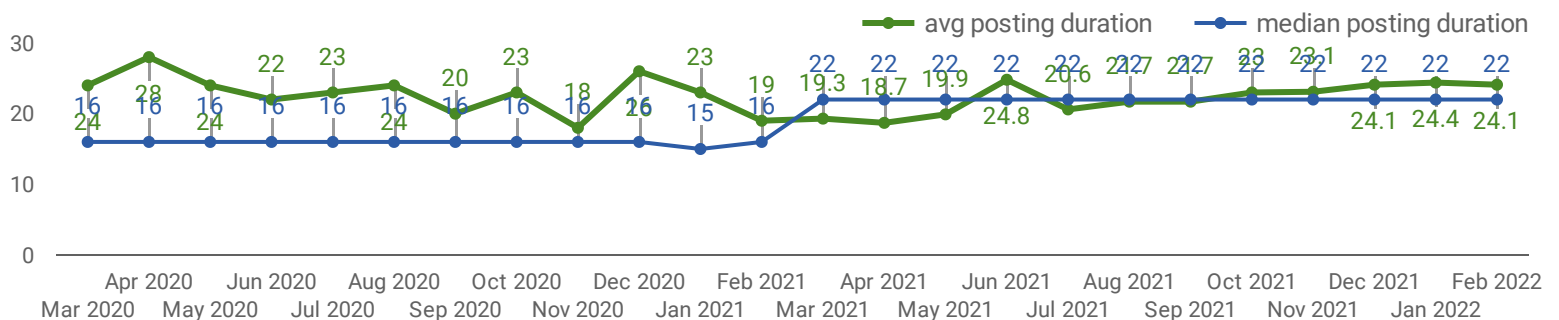
## NUMBER OF ACTIVE JOB BOARDS

How many job postings were active for at least 1 day this month on these job boards?



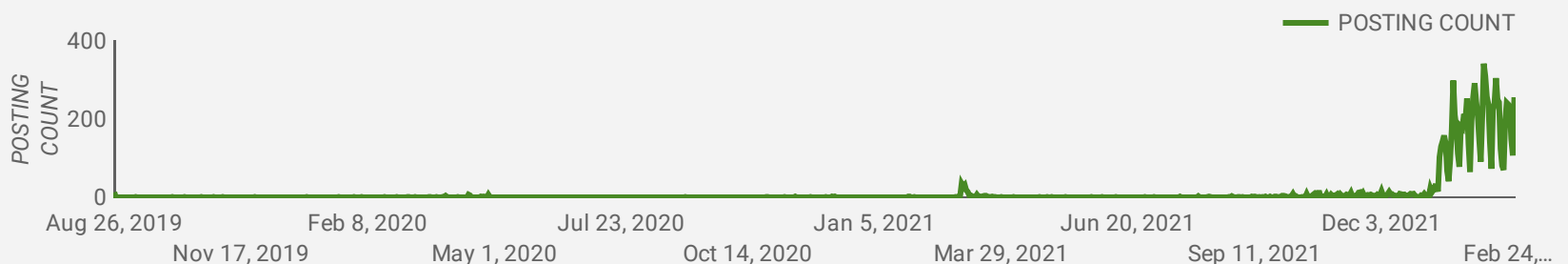
## AVG & MEDIAN POSTING LENGTH BY DAYS

How long are employers having to recruit for to find candidates to fill their job vacancies?



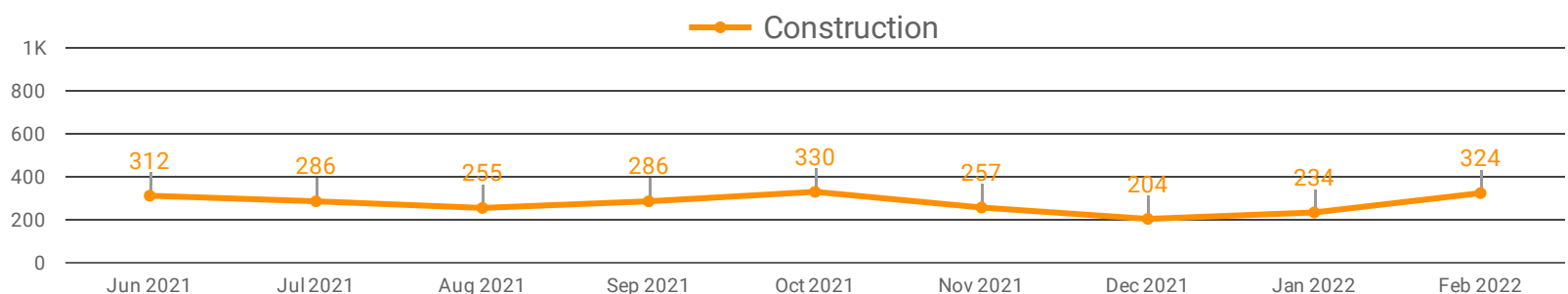
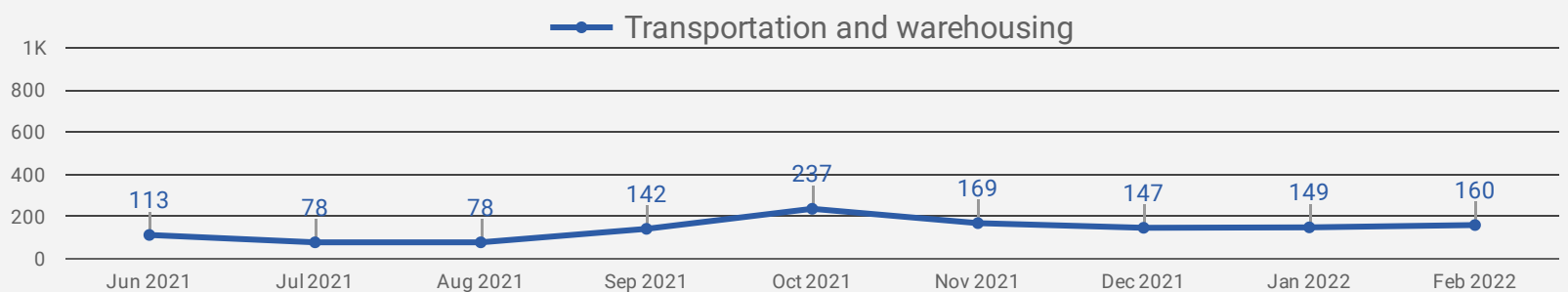
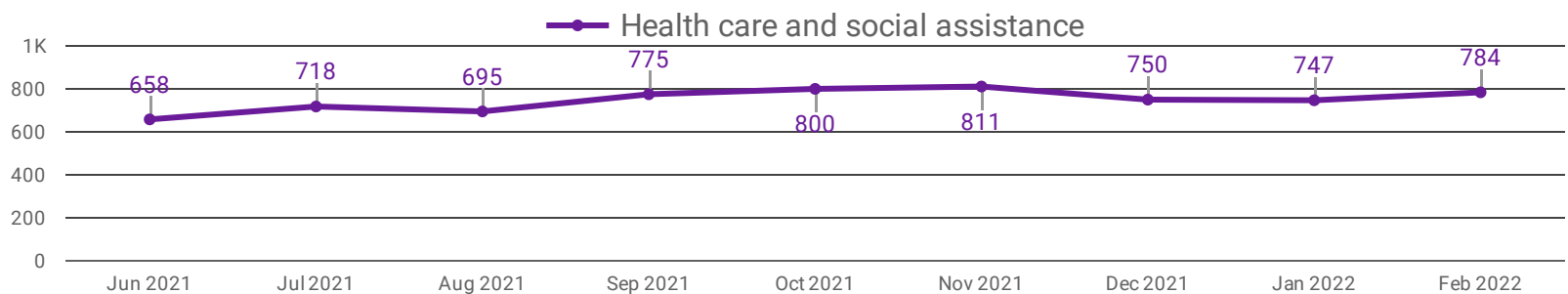
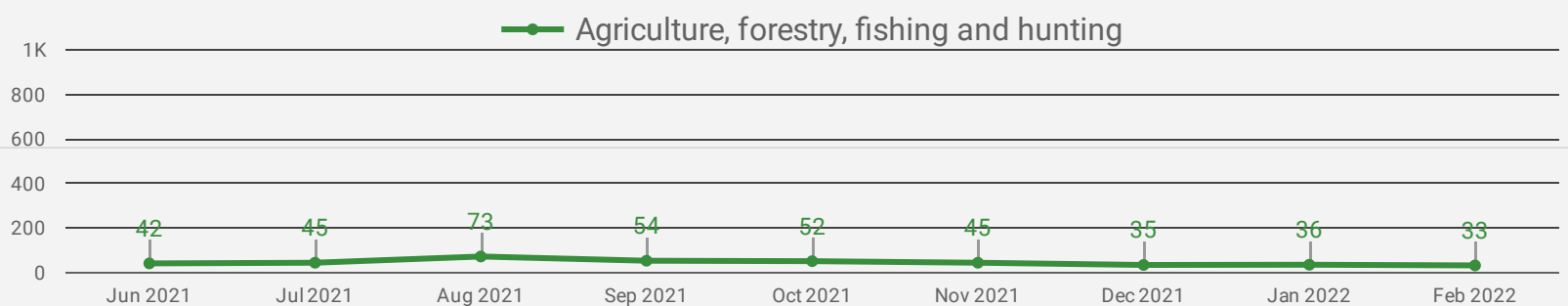
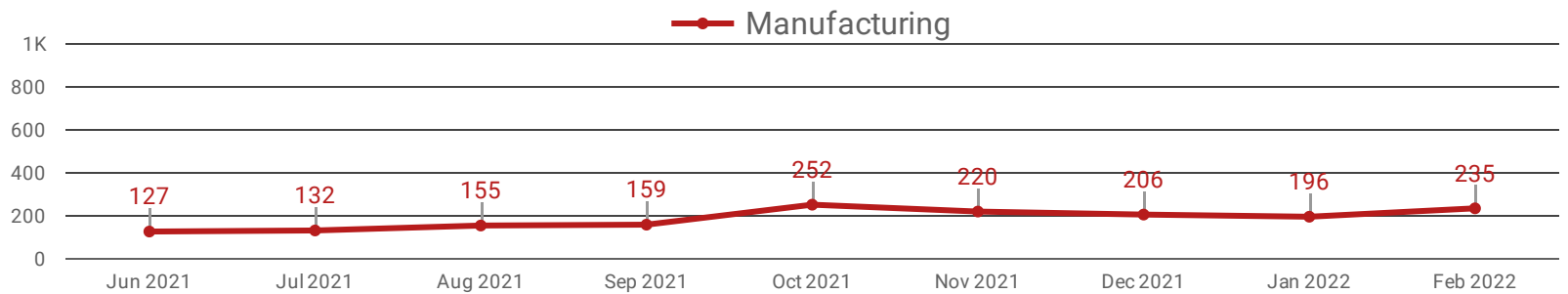
## POST DATE TIMELINE FOR THIS MONTH'S ACTIVE JOB POSTINGS

How many job postings were active for at least 1 day this month?



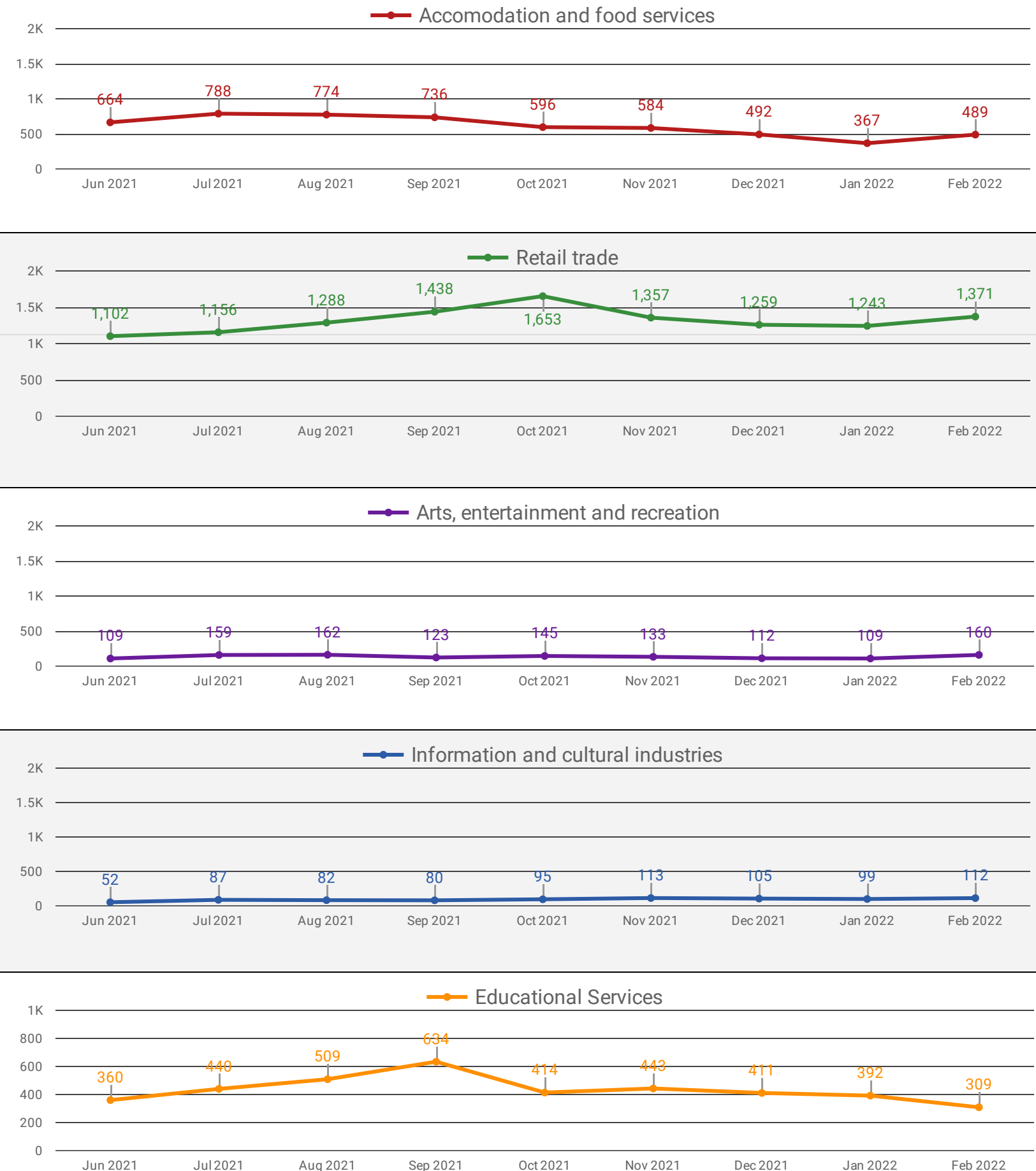
## DEMAND BY KEY SECTOR (DURHAM REGION)

How many job postings were active for at least 1 day this month by sector?



## DEMAND BY IMPACTED SECTOR (DURHAM REGION)

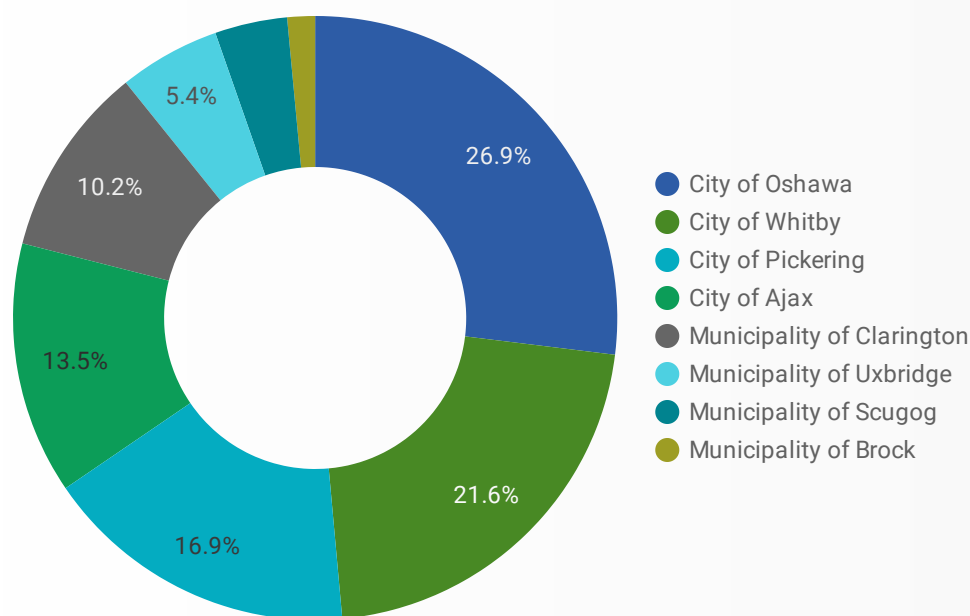
How many job postings were active for at least 1 day this month by sector?



## JOB POSTINGS BY MUNICIPALITY

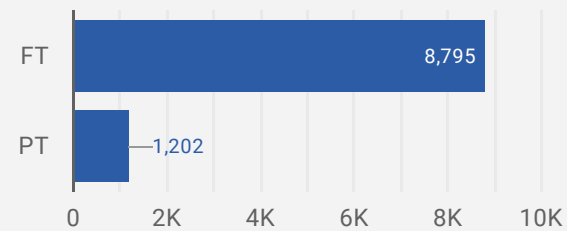
How many job postings were active for at least 1 day this month?

	MUNICIPALITY	POSTING COUNT	AVG POSTING LENGTH IN DAYS	MEDIAN POSTING LENGTH IN DAYS
1.	City of Oshawa	2,614	24.2	22
2.	City of Whitby	2,098	22.5	22
3.	City of Pickering	1,640	23.7	22
4.	City of Ajax	1,310	23.8	22
5.	Municipality of Clarington	994	21.2	22
6.	Municipality of Uxbridge	526	23.4	22
7.	Municipality of Scugog	376	25.4	22
8.	Municipality of Brock	144	31.6	22



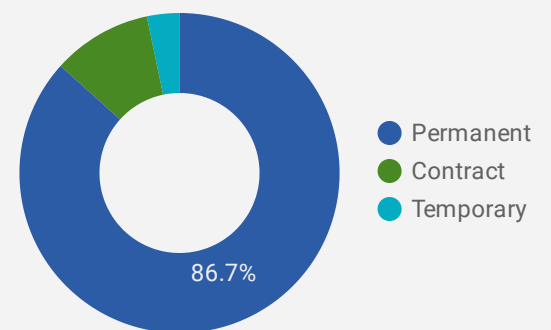
## JOB TYPE

Full-time vs Part-time



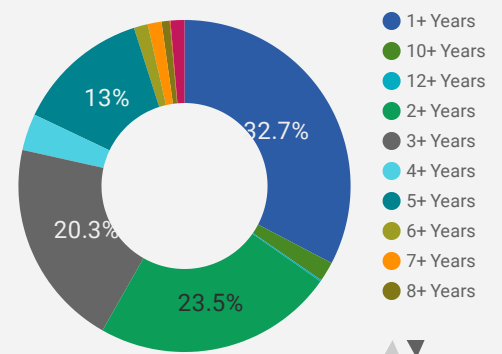
## JOB DURATION

Permanency of jobs posted



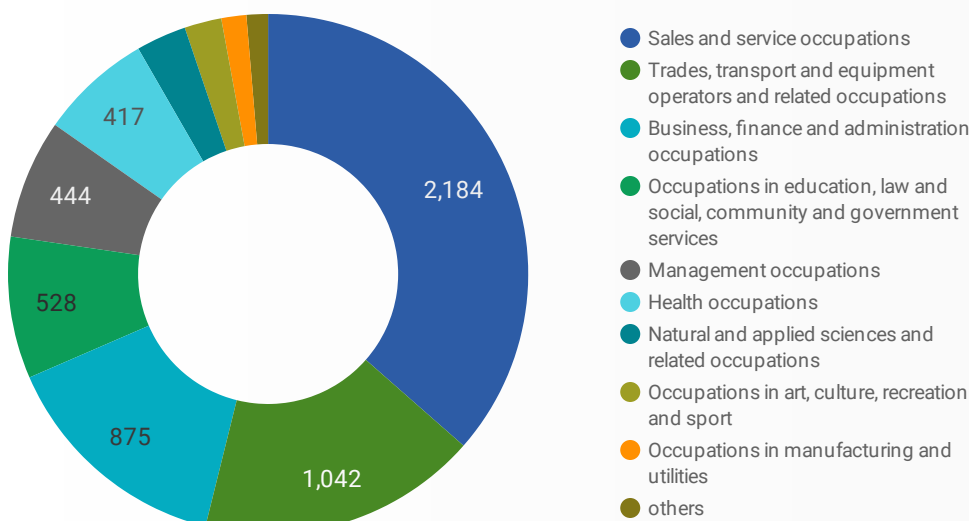
## JOB EXPERIENCE LEVEL

Job Postings by Years of Experience Required



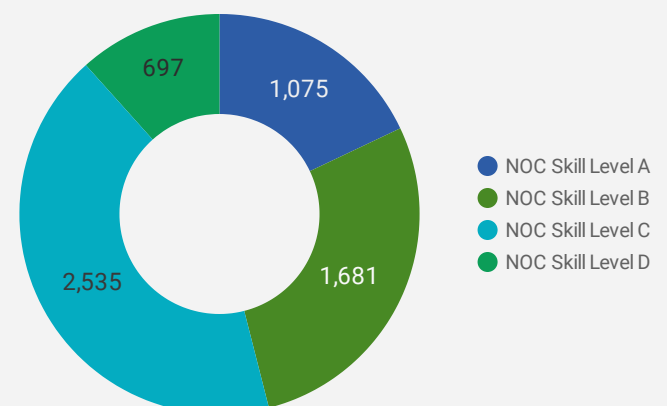
## JOB POSTINGS BY SKILL TYPE

What skill type is being recruited?



## JOB POSTINGS BY SKILL LEVEL

What education do occupations typically require?



Skill Level A = Usually University education | Skill Level B = Usually College education or Apprenticeship training | Skill Level C = Usually Secondary education or occupation-specific training | Skill Level D = Usually on-the-job training

## TOP HIRING EMPLOYERS & AGENCIES

Who is hiring?

	COMPANY	MUNICIPALITY	POSTINGS COUNT ▾	AVG POSTING LENGTH IN DAYS	MEDIAN POSTING LENGTH IN DAYS
1.	General Motors	City of Oshawa	60	20.3	22
2.	Lowe's	City of Oshawa	57	20.9	22
3.	Thermo Fisher Scientific	City of Whitby	55	35.9	22
4.	Durham District School Board	City of Whitby	54	12.4	5
5.	Ontario Shores Centre for Mental Health Services	City of Whitby	43	20.1	22
6.	Adecco Canada	Municipality of Uxbridge	42	22.0	22
7.	Durham District School Board	City of Oshawa	42	12.9	7
8.	Durham Region Unemployed Help Centre	null	41	18.7	16
9.	Southbridge Care Homes	City of Pickering	40	23.1	22
10.	Randstad	City of Whitby	39	27.6	22
11.	Lakeridge Health	City of Oshawa	35	21.7	22
12.	Ontario Shores Centre for Mental Health Sciences	City of Whitby	35	20.9	22
13.	VPI Working Solutions	City of Oshawa	32	84.4	94
14.	Finesight Solutions	City of Pickering	32	10.1	9
15.	Lowe's	City of Whitby	30	5.3	2
16.	City of Oshawa	City of Oshawa	30	20.4	22
17.	Choko Motorsports	Municipality of Uxbridge	29	18.9	22
18.	Thermea spa village - Whitby	City of Whitby	28	21.0	22
19.	Durham College	City of Oshawa	28	20.1	22
20.	City of Pickering	City of Pickering	27	19.4	17
21.	Durham District School Board	City of Ajax	24	18.4	5
22.	Weins Canada	City of Oshawa	23	21.8	22
23.	Loblaws	City of Ajax	23	15.0	15
24.	Township of Scugog	Municipality of Scugog	23	22.4	23
25.	Nordik Spa-Nature	City of Whitby	23	14.7	19
26.	Intact	City of Ajax	23	15.5	15
27.	Adecco Canada	City of Oshawa	22	22.0	22
28.	Durham Region	Municipality of Uxbridge	22	85.9	77
29.	Ontario Power Generation	Municipality of Clarington	22	20.9	22

## TOP HOURLY WAGES IN JOB POSTINGS

What are employers willing to pay to find the perfect candidate?

# of Minimum Wage Job Postings

414

	JOB TITLE	COMPANY	LOCATION	WAGE VALUE ▾
1.	Hiring Restaurant Managers/Owners	Tea 2 Corn Inc.	City of Ajax	400
2.	Registered Physiotherapist	HealthCasa	City of Ajax	154
3.	Plant Manager - Whitby	Randstad	City of Whitby	140
4.	Av Technician	Auxe	City of Oshawa	100
5.	Wedding Photographer And/or Videographer	Golden Hour Studios	City of Oshawa	100
6.	Speech-language Pathologist	KIDZ AUTISM AND SPEECH CLINIC	City of Whitby	90
7.	22-013 - Project Manager	Morson International	Municipality of Clarington	83
8.	Got a truck and 2 workers? 80/HR - Paid Weekly	Kijiji Jobs	City of Oshawa	80
9.	Got a truck and 2 workers? - \$80/HR paid weekly	Kijiji Jobs	City of Oshawa	80
10.	Got A Truck And 2 Workers? - \$80/hr - Paid Weekly	RTJ Property Services Inc.	City of Oshawa	80
11.	Massage Therapist (mt)	Thermea spa village - Whitby	City of Whitby	77
12.	Massage Therapist	Nordik Spa Nature	City of Whitby	77
				1 - 100 / 3255 < >

## TOP SALARIES IN JOB POSTINGS

What are employers willing to pay to find the perfect candidate?

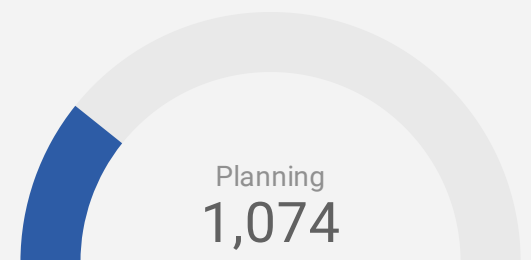
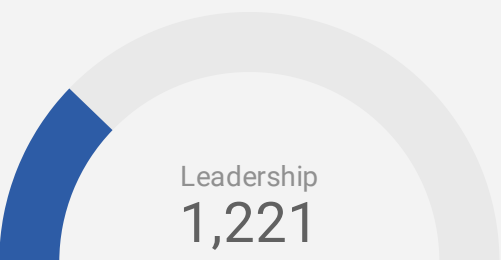
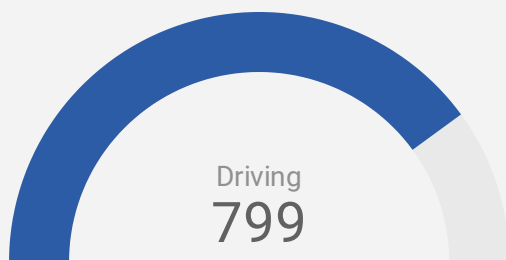
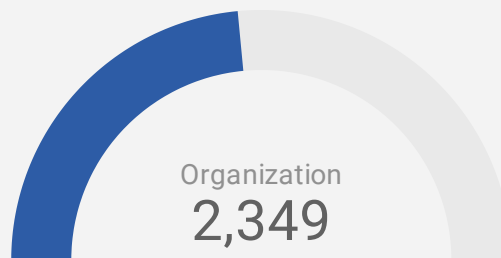
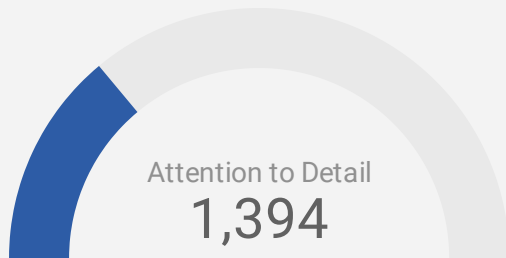
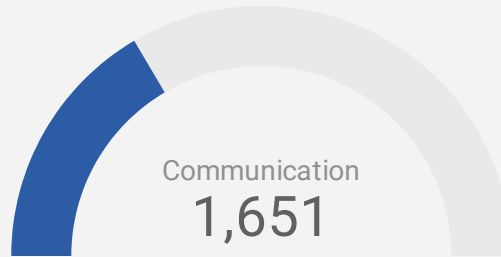
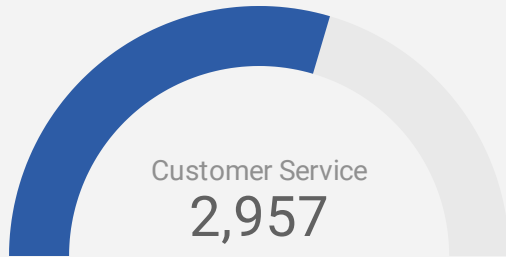
	JOB TITLE	COMPANY	LOCATION	WAGE VALUE ▾
1.	Realtor	One Percent Realty Ltd. Brokerage	City of Oshawa	350,000
2.	Family Physician	Jack Nathan Health	City of Oshawa	300,000
3.	Customer Service Representative	MoneyMart Financial Services	City of Whitby	250,000
4.	Customer Service Representative - Ajax/Pickering	Money Mart	City of Ajax	250,000
5.	Customer Service Representative - Ajax/Pickering	MoneyMart Financial Services	City of Ajax	250,000
6.	Customer Service Representative	Money Mart	Municipality of Clarington	250,000
7.	Customer Service Representative	Momentum Financial Services Group	City of Whitby	250,000
8.	Owner Operator Truck Driver	Bedwell Moving Systems	City of Pickering	250,000
9.	Customer Service Representative - Ajax/pickering	Momentum Financial Services Group	City of Ajax	250,000
10.	Underground Plumbing Specialist	Mr Rooter Plumbing Toronto	City of Pickering	200,000
				1 - 100 / 4332 < >

## TOP IN-DEMAND SKILLS

How many times were these skills found in job postings?

ACTIVE JOB POSTINGS THIS MONTH

9,997



## KEY JOB REQUIREMENTS

How often are these requirements desired in job postings?

ACTIVE JOB POSTINGS THIS MONTH

9,997



Driver's License  
1,970



First Aid  
611



Regular Access to a Vehicle  
447



Criminal Record Check  
496



Microsoft Office  
634



Food Safety  
205



## TOP OCCUPATIONS BY SKILL, FREQUENCY & DURATION

What jobs are in-demand and/or hard to fill?

	4 DIGIT NOC	4 DIGIT NOC NAME	SKILL LEVEL	POSTING COUNT	AVG POSTING LENGTH IN DAYS	MEDIAN POSTING LENGTH IN DAYS
1.	6421	Retail salespersons	NOC Skill Level C	486	23.6	22
2.	6552	Other customer and information services representatives	NOC Skill Level C	301	21.5	22
3.	7452	Material handlers	NOC Skill Level C	266	24.6	22
4.	4412	Home support workers, housekeepers and related occupations	NOC Skill Level C	209	25.5	22
5.	6322	Cooks	NOC Skill Level B	204	28.6	22
6.	621	Retail and wholesale trade managers	NOC Skill Level A	169	22.3	22
7.	7511	Transport truck drivers	NOC Skill Level C	158	21.3	22
8.	6731	Light duty cleaners	NOC Skill Level D	139	22.9	22
9.	1414	Receptionists	NOC Skill Level C	136	21.4	22
10.	6513	Food and beverage servers	NOC Skill Level C	133	22.0	22
11.	6541	Security guards and related security service occupations	NOC Skill Level C	119	36.8	22
12.	7514	Delivery and courier service drivers	NOC Skill Level C	115	23.0	22
13.	6622	Store shelf stockers, clerks and order fillers	NOC Skill Level D	114	21.2	22
14.	1241	Administrative assistants	NOC Skill Level B	104	34.7	22
15.	6711	Food counter attendants, kitchen helpers and related support occupations	NOC Skill Level D	93	25.4	22
16.	6611	Cashiers	NOC Skill Level D	87	21.3	22
17.	1114	Other financial officers	NOC Skill Level A	81	19.7	22
18.	3012	Registered nurses and registered psychiatric nurses	NOC Skill Level A	76	34.6	22
19.	1221	Administrative officers	NOC Skill Level B	59	24.5	22
20.	4214	Early childhood educators and assistants	NOC Skill Level B	56	26.0	22
21.	6211	Retail sales supervisors	NOC Skill Level B	56	32.5	22
22.	7611	Construction trades helpers and labourers	NOC Skill Level D	55	33.5	22
23.	4212	Social and community service workers	NOC Skill Level B	54	26.0	22
24.	5254	Program leaders and instructors in recreation, sport and fitness	NOC Skill Level B	51	24.6	22
25.	6311	Food service supervisors	NOC Skill Level B	51	75.9	91
26.	6733	Janitors, caretakers and building superintendents	NOC Skill Level D	50	24.2	22
27.	631	Restaurant and food service managers	NOC Skill Level A	49	34.7	22
28.	1521	Shippers and receivers	NOC Skill Level C	48	19.0	22
29.	6222	Retail and wholesale buyers	NOC Skill Level B	48	19.2	22
--	----	-----	-----	--	---	--

## JOB POSTINGS BY 3-DIGIT NATIONAL OCCUPATION CLASSIFICATION

What jobs are hard to fill and/or in-demand?

	3 DIGIT NOC	3 DIGIT NOC NAME	SKILL LEVEL	POSTING COUNT ▼	AVG POSTING LENGTH IN DAYS	MEDIAN POSTING LENGTH IN DAYS
1.	642	Retail salespersons	NOC Skill Level C	486	23.6	22
2.	751	Motor vehicle and transit drivers	NOC Skill Level C	305	21.7	22
3.	655	Customer and information services representatives	NOC Skill Level C	302	21.4	22
4.	745	Longshore workers and material handlers	NOC Skill Level C	266	24.6	22
5.	441	Home care providers and educational support occupations	NOC Skill Level C	228	27.3	22
6.	632	Chefs and cooks	NOC Skill Level B	227	28.2	22
7.	673	Cleaners	NOC Skill Level D	220	22.6	22
8.	141	General office workers	NOC Skill Level C	176	23.3	22
9.	651	Occupations in food and beverage service	NOC Skill Level C	170	22.3	22
10.	062	Retail and wholesale trade managers	NOC Skill Level A	169	22.3	22
11.	421	Paraprofessional occupations in legal, social, community and education services	NOC Skill Level B	146	24.7	22
12.	662	Other sales support and related occupations	NOC Skill Level D	131	20.8	22
13.	122	Administrative and regulatory occupations	NOC Skill Level B	122	23.3	22
14.	111	Auditors, accountants and investment professionals	NOC Skill Level A	120	22.5	22
15.	654	Security guards and related security service occupations	NOC Skill Level C	119	36.8	22
16.	152	Supply chain logistics, tracking and scheduling co-ordination occupations	NOC Skill Level C	117	21.0	22
17.	124	Office administrative assistants - general, legal and medical	NOC Skill Level B	113	33.4	22
18.	671	Food counter attendants, kitchen helpers and related support occupations	NOC Skill Level D	93	25.4	22
19.	661	Cashiers	NOC Skill Level D	87	21.3	22
20.	323	Other technical occupations in health care	NOC Skill Level B	79	36.9	22
21.	631	Service supervisors	NOC Skill Level B	77	59.7	32
22.	301	Professional occupations in nursing	NOC Skill Level A	76	34.6	22
23.	341	Assisting occupations in support of health services	NOC Skill Level C	71	26.0	22
24.	321	Medical technologists and technicians (except dental health)	NOC Skill Level B	61	18.7	22
25.	143	Financial, insurance and related administrative support workers	NOC Skill Level C	60	23.9	22
26.	011	Senior managers - construction, transportation, production and utilities	NOC Skill Level A	59	23.0	22
27.	723	Machining, metal forming, shaping and erecting trades	NOC Skill Level B	59	22.5	21
28.	525	Athletes, coaches, referees and related occupations	NOC Skill Level B	58	23.9	22
29.	761	Trades helpers and labourers	NOC Skill Level D	57	22.5	22

## JOB POSTINGS BY 2-DIGIT NATIONAL OCCUPATION CLASSIFICATION

What jobs are hard to fill and/or in-demand?

	2 DIGIT NOC	2 DIGIT NOC NAME	SKILL LEVEL	POSTING COUNT ▼	AVG POSTING LENGTH IN DAYS	MEDIAN POSTING LENGTH IN DAYS
1.	65	Service representatives and other customer and personal services occupations	NOC Skill Level C	636	25.2	22
2.	64	Sales representatives and salespersons - wholesale and retail trade	NOC Skill Level C	502	23.6	22
3.	63	Service supervisors and specialized service occupations	NOC Skill Level B	351	34.2	22
4.	75	Transport and heavy equipment operation and related maintenance occupations	NOC Skill Level C	347	21.6	22
5.	67	Service support and other service occupations, n.e.c.	NOC Skill Level D	321	23.8	22
6.	74	Other installers, repairers and servicers and material handlers	NOC Skill Level C	296	24.5	22
7.	12	Administrative and financial supervisors and administrative occupations	NOC Skill Level B	275	28.0	22
8.	14	Office support occupations	NOC Skill Level C	255	23.2	22
9.	06	Middle management occupations in retail and wholesale trade and customer services	NOC Skill Level A	251	24.4	22
10.	72	Industrial, electrical and construction trades	NOC Skill Level B	238	25.4	22
11.	44	Care providers and educational, legal and public protection support occupations	NOC Skill Level C	231	27.2	22
12.	66	Sales support occupations	NOC Skill Level D	218	21.0	22
13.	11	Professional occupations in business and finance	NOC Skill Level A	163	22.4	22
14.	32	Technical occupations in health	NOC Skill Level B	158	28.6	22
15.	62	Retail sales supervisors and specialized sales occupations	NOC Skill Level B	156	23.6	22
16.	42	Paraprofessional occupations in legal, social, community and education services	NOC Skill Level B	146	24.7	22
17.	15	Distribution, tracking and scheduling co-ordination occupations	NOC Skill Level C	139	20.7	22
18.	31	Professional occupations in health (except nursing)	NOC Skill Level A	112	24.5	22
19.	01	Senior managers - construction, transportation, production and utilities	NOC Skill Level A	110	23.7	22
20.	41	Professional occupations in law and social, community and government services	NOC Skill Level A	106	34.3	22
21.	73	Maintenance and equipment operation trades	NOC Skill Level B	100	42.8	22
22.	52	Technical occupations in art, culture, recreation and sport	NOC Skill Level B	98	21.9	22
23.	22	Technical occupations related to natural and applied sciences	NOC Skill Level B	98	27.3	22
24.	21	Professional occupations in natural and applied sciences	NOC Skill Level A	89	49.9	22
25.	30	Professional occupations in nursing	NOC Skill Level A	76	34.6	22
26.	34	Assisting occupations in support of health services	NOC Skill Level C	71	26.0	22
27.	76	Trades helpers, construction labourers and related occupations	NOC Skill Level D	61	33.0	22

## MULTILINGUAL JOB POSTINGS BY THE NUMBERS

ACTIVE POSTINGS  
**382**

NEW POSTINGS  
**1**

COMPANIES  
**173**

LANGUAGES  
**10**

## # OF DAYS POSTED

AVERAGE  
**25.9**

MEDIAN  
**22**

## MULTILINGUAL JOB POSTINGS BY SKILL LEVEL

What language skills are employers looking for by occupational skill level?

65

Skill Level A - Management/ Professional Occupations usually requiring University

40

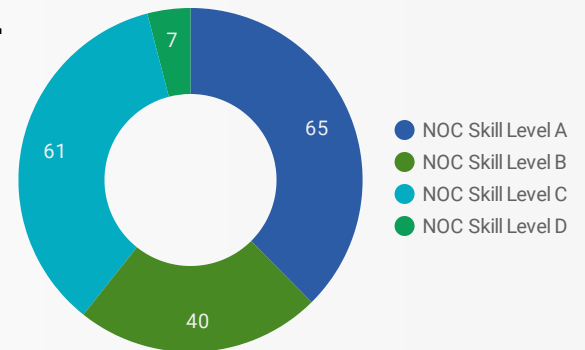
Skill Level B - Usually college education or apprenticeship training

61

Skill Level C - Usually secondary education or occupation-specific training

7

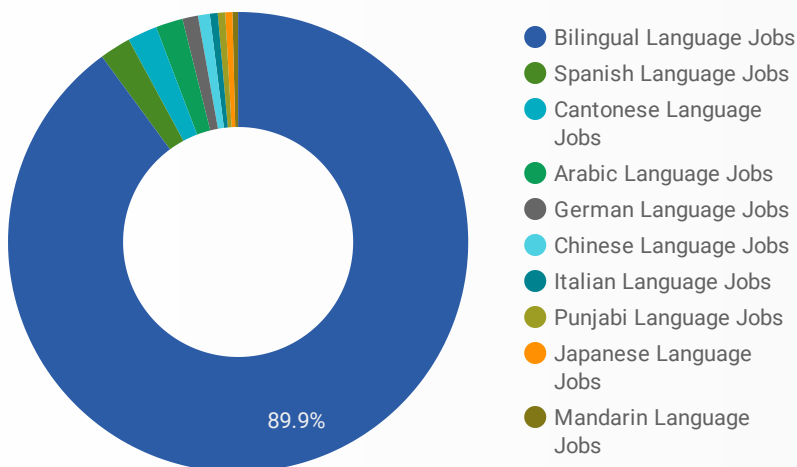
Skill Level D - Usually on-the-job training



LANGUAGES	NOC Skill Level A	NOC Skill Level B	NOC Skill Level C	NOC Skill Level D
Bilingual Lan...	...	...	...	6
Cantonese La...	4	1	2	
Spanish Lang...	6			
German Lang...		4		
Arabic Langu...	1		3	
Chinese Lang...	1	2		
Japanese La...		2		1

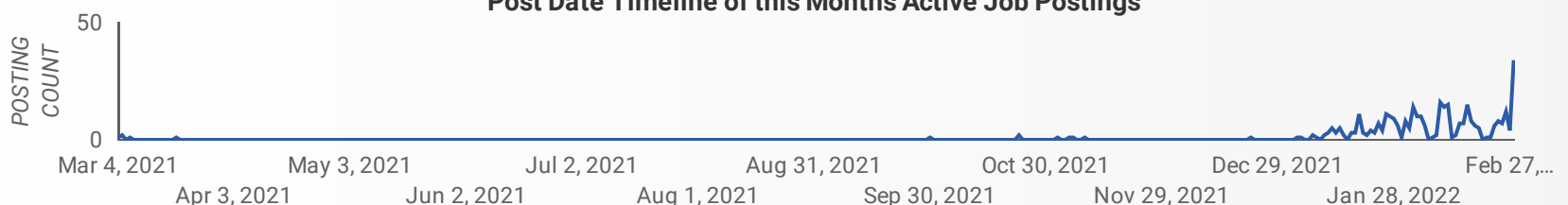
## LANGUAGE SKILLS BREAKDOWN

Which kinds of language skills do employers seek?



LANGUAGES	POSTING COUNT
1. Bilingual Language Jobs	340
2. Cantonese Language Jobs	10
3. Arabic Language Jobs	6
4. Spanish Language Jobs	6
5. German Language Jobs	5
6. Chinese Language Jobs	5

## Post Date Timeline of this Month's Active Job Postings



## LANGUAGE SKILLS BEING RECRUITED BY SKILL TYPE

What language skills are sought by 1-Digit NOC?

SKILL TYPE NAME	Bilingual ...	Cantones...	Spanish ...	German ...	Arabic La...	Chinese ...	Grand total
Business, finance and administration occu...	31		1	1			34
Health occupations	5	3	1			1	10
Management occupations	23		4			1	28
Natural and applied sciences and related o...	4						4
Natural resources, agriculture and related ...	2						2
Occupations in art, culture, recreation and ...				2	1		3
Occupations in education, law and social, ...	19	3			1		23
Sales and service occupations	53	1		1	2	1	63
Trades, transport and equipment operator...	6						6
<b>Grand total</b>	<b>143</b>	<b>7</b>	<b>6</b>	<b>4</b>	<b>4</b>	<b>3</b>	<b>173</b>

## MULTILINGUAL JOB POSTINGS BY MUNICIPALITY

What language skills are sought by 4-Digit NOC?

	MUNICIPALITY	JOB LANGUAGES	AVG POSTING LENGTH IN DAYS	MEDIAN POSTING LENGTH IN DAYS
1.	City of Oshawa	116	24.2	22
2.	City of Pickering	76	23.7	22
3.	City of Whitby	65	22.5	22
4.	City of Ajax	38	23.8	22
5.	Municipality of Clarington	38	21.2	22
6.	Municipality of Uxbridge	19	23.4	22
7.	Municipality of Scugog	5	25.4	22
8.	Municipality of Brock	0	31.6	22



## LANGUAGE DEMAND BY JOB

What language skills are sought by 4-Digit NOC?

4 DIGIT NOC NAME		POSTINGS ▾
1.	Other customer and information services re...	21
2.	Retail salespersons	15
3.	Retail and wholesale trade managers	11
4.	Corporate sales managers	7
5.	Cashiers	6
6.	Food and beverage servers	6
7.	Cooks	5
8.	Other financial officers	5
9.	Other instructors	5
10.	Home support workers, housekeepers and r...	5
11.	Registered nurses and registered psychiatri...	4
12.	Retail and wholesale buyers	4
13.	Accounting and related clerks	3
14.	Insurance adjusters and claims examiners	3
15.	Administrative assistants	3
16.	Employment counsellors	2
17.	Advertising, marketing and public relations ...	2
18.	Occupational therapists	2
19.	Chefs	2
20.	Securities agents, investment dealers and b...	2
21.	Supervisors, general office and administrati...	2
22.	Artisans and craftspersons	2
23.	Elementary school and kindergarten teachers	2
24.	Professional occupations in advertising, ma...	2
25.	Automotive service technicians, truck and b...	2
26.	Lawyers and Quebec notaries	2
27.	Social workers	2
28.	Professional occupations in business mana...	2
29.	Receptionists	2
30.	Butchers, meat cutters and fishmongers - re...	2
31.	General office support workers	2
		1 - 69 / 69 < >

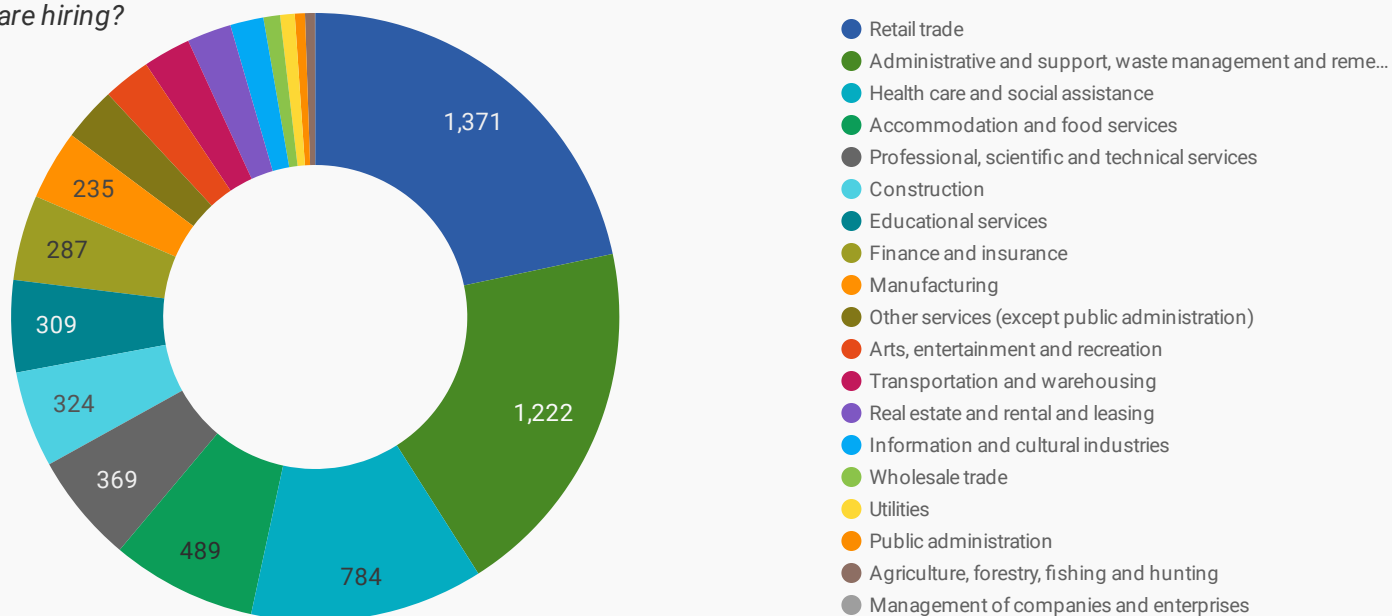
## MULTILINGUAL HIRING EMPLOYERS

Which employers are seeking multilingual candidates?

COMPANY		POSTINGS ▾
1.	Municipal Property Assessment Corporation	20
2.	Bell Canada	15
3.	Various Ministries	15
4.	Durham District School Board	14
5.	Farm Boy	10
6.	Concentrix	9
7.	Farm Boy Inc.	7
8.	Kawartha Pine Ridge District School Board	7
9.	Canon	6
10.	Durham Catholic District School Board	6
11.	La Source	6
12.	General Motors	6
13.	Thermea spa village - Whitby	5
14.	GLS Canada	5
15.	Adecco Canada	5
16.	Canadian Cancer Society	5
17.	The Source (Bell) Electronics Inc.	5
18.	F1Tech	4
19.	Southbridge Care Homes	4
20.	NFP Corp	4
21.	CIBC	4
22.	Laura Canada	4
23.	Banque Nationale	4
24.	Banque Nationale du Canada	4
25.	Intact	4
26.	Concentrix Corporation	4
27.	Canadian Mental Health Association - York Region	4
28.	Copart	3
29.	Reliance Home Comfort	3
30.	East Penn Canada	3
		1 - 50 / 175 < >

## TOP HIRING SECTORS BY 2-DIGIT NAICS CODE

What sectors are hiring?



	2-DIGIT NAICS LABEL	NAICS CODE	POSTING COUNT	AVG POSTING LENGTH IN DAYS	MEDIAN POSTING LENGTH IN DAYS
1.	Retail trade	44-45	1,371	20.8	22
2.	Administrative and support, waste management and remediation services	56	1,222	28.6	22
3.	Health care and social assistance	62	784	26.0	22
4.	Accommodation and food services	72	489	24.9	22
5.	Professional, scientific and technical services	54	369	27.4	22
6.	Construction	23	324	24.3	22
7.	Educational services	61	309	15.3	15
8.	Finance and insurance	52	287	20.1	22
9.	Manufacturing	31-33	235	23.7	22
10.	Other services (except public administration)	81	182	22.7	22
11.	Arts, entertainment and recreation	71	160	20.6	22
12.	Transportation and warehousing	48-49	160	23.9	22
13.	Real estate and rental and leasing	53	149	19.6	22
14.	Information and cultural industries	51	112	21.0	22
15.	Wholesale trade	41	56	20.3	22
16.	Utilities	22	49	19.8	22
17.	Public administration	91	34	20.4	22
18.	Agriculture, forestry, fishing and hunting	11	33	28.5	22
19.	Management of companies and enterprises	55	1	22.0	22

NOTE: NAICS code 56 includes Employment Agencies. Manufacturing includes codes 31-33, Retail Trade includes codes 44-45 and Transportation and Warehousing includes codes 48-49.

## TOP HIRING SECTORS BY 3-DIGIT NAICS CODE

What sectors are hiring?

	3-DIGIT NAICS LABEL	NAICS CODE	POSTING COUNT ▾	AVG POSTING LENGTH IN DAYS	MEDIAN POSTING LENGTH IN DAYS
1.	Administrative and support services	561	1,159	29.2	22
2.	Food services and drinking places	722	432	25.5	22
3.	Ambulatory health care services	621	396	27.3	22
4.	Professional, scientific and technical services	541	369	27.4	22
5.	Educational services	611	309	15.3	15
6.	Nursing and residential care facilities	623	285	26.2	22
7.	Food and beverage stores	445	220	18.3	15
8.	Building material and garden equipment and supplies dealers	444	213	15.4	16
9.	Specialty trade contractors	238	210	26.6	22
10.	Furniture and home furnishings stores	442	198	19.2	22
11.	Motor vehicle and parts dealers	441	189	29.9	22
12.	Credit intermediation and related activities	522	170	19.7	21
13.	General merchandise stores	452	164	17.8	22
14.	Amusement, gambling and recreation industries	713	160	20.6	22
15.	Health and personal care stores	446	141	17.4	15
16.	Personal and laundry services	812	121	19.3	22
17.	Insurance carriers and related activities	524	110	20.7	22
18.	Clothing and clothing accessories stores	448	110	25.5	22
19.	Telecommunications	517	105	21.0	22
20.	Social assistance	624	101	20.3	22
21.	Real estate	531	100	17.9	22
22.	Construction of buildings	236	95	20.1	22
23.	Truck transportation	484	94	26.9	22
24.	Transportation equipment manufacturing	336	81	20.8	22
25.	Waste management and remediation services	562	63	19.6	22
26.	Miscellaneous store retailers	453	56	25.8	15
27.	Accommodation services	721	55	18.9	22
28.	Utilities	221	47	19.8	22
29.	Rental and leasing services	532	45	23.7	22
30.	Fabricated metal product manufacturing	332	41	24.6	22
31.	Repair and maintenance	811	39	36.7	22



## TOP HIRING SECTORS BY 4-DIGIT NAICS CODE

What sectors are hiring?

	4-DIGIT NAICS LABEL	NAICS CODE	POSTING COUNT ▾	AVG POSTING LENGTH IN DAYS	MEDIAN POSTING LENGTH IN DAYS
1.	Employment services	5613	767	29.8	22
2.	Full-service restaurants and limited-service eating places	7225	409	25.7	22
3.	Services to buildings and dwellings	5617	232	25.4	22
4.	Elementary and secondary schools	6111	226	11.7	5
5.	Grocery stores	4451	216	18.3	15
6.	Building material and supplies dealers	4441	199	15.3	16
7.	Community care facilities for the elderly	6233	191	27.2	22
8.	Furniture stores	4421	156	18.4	22
9.	Health and personal care stores	4461	141	17.4	15
10.	Depository credit intermediation	5221	141	18.3	21
11.	Other amusement and recreation industries	7139	130	20.5	22
12.	Department stores	4521	126	17.1	21
13.	Automobile dealers	4411	125	33.0	22
14.	Home health care services	6216	124	30.0	22
15.	Architectural, engineering and related services	5413	120	35.8	22
16.	Investigation and security services	5616	114	33.9	22
17.	Agencies, brokerages and other insurance related activities	5242	110	20.7	22
18.	Wired and wireless telecommunications carriers(except satellite)	5173	105	21.0	22
19.	Offices of dentists	6212	105	19.9	22
20.	Personal care services	8121	103	19.1	22
21.	Building equipment contractors	2382	95	29.0	22
22.	General freight trucking	4841	91	26.9	22
23.	Nursing care facilities	6231	89	24.5	22
24.	Clothing stores	4481	87	27.0	22
25.	Offices of other health practitioners	6213	80	19.7	22
26.	Motor vehicle manufacturing	3361	80	20.8	22
27.	Advertising, public relations, and related services	5418	73	16.6	15
28.	Scientific research and development services	5417	57	35.2	22
29.	Traveller accommodation	7211	55	18.9	22
30.	Residential building construction	2361	55	19.0	22
31.	Activities related to real estate	5313	53	20.4	22

## TOP HIRING SECTORS BY 5-DIGIT NAICS CODE

What sectors are hiring?

	5-DIGIT NAICS LABEL	NAICS CODE	POSTING COUNT ▾	AVG POSTING LENGTH IN DAYS	MEDIAN POSTING LENGTH IN DAYS
1.	Employment placement agencies and executive search services	56131	750	29.1	22
2.	Full-service restaurants and limited-service eating places	72251	409	25.7	22
3.	Elementary and secondary schools	61111	226	11.7	5
4.	Supermarkets and other grocery (except convenience) stores	44511	215	18.3	15
5.	Community care facilities for the elderly	62331	191	27.2	22
6.	Hardware stores	44413	185	15.1	16
7.	Furniture stores	44211	156	18.4	22
8.	Banking	52211	131	17.9	16
9.	Department stores	45211	126	17.1	21
10.	Home health care services	62161	124	30.0	22
11.	Engineering services	54133	115	36.3	22
12.	Investigation, guard and armoured car services	56161	110	34.5	22
13.	Offices of dentists	62121	105	19.9	22
14.	Wired and wireless telecommunications carriers (except satellite)	51731	105	21.0	22
15.	Insurance agencies and brokerages	52421	101	20.4	22
16.	Landscaping services	56173	95	23.9	22
17.	Nursing care facilities	62311	89	24.5	22
18.	Janitorial services	56172	83	29.9	22
19.	Used car dealers	44112	81	39.7	22
20.	Automobile and light-duty motor vehicle manufacturing	33611	80	20.8	22
21.	Fitness and recreational sports centres	71394	67	20.0	22
22.	Other health and personal care stores	44619	62	15.5	15
23.	Advertising agencies	54181	61	15.9	15
24.	Other personal care services	81219	60	18.4	22
25.	Golf courses and country clubs	71391	58	21.1	22
26.	Research and development in the physical, engineering and life sciences	54171	57	35.2	22
27.	Residential building construction	23611	55	19.0	22
28.	Pharmacies and drug stores	44611	53	19.4	22
29.	Child day-care services	62441	51	20.5	22
30.	Plumbing, heating and air-conditioning contractors	23822	48	19.7	22
31.	Other services to buildings and dwellings	56179	47	22.5	22

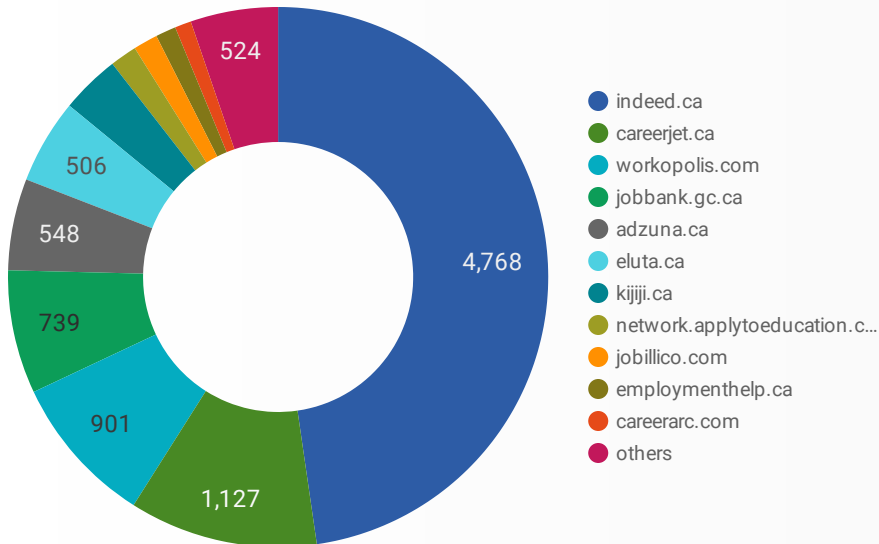
## TOP HIRING SECTORS BY 6-DIGIT NAICS CODE

What sectors are hiring?

	6-DIGIT NAICS LABEL	NAICS CODE	POSTING COUNT ▼	AVG POSTING LENGTH IN DAYS	MEDIAN POSTING LENGTH IN DAYS
1.	Employment placement agencies and executive search services	561310	750	29.1	22
2.	Elementary and secondary schools	611110	226	11.7	5
3.	Full-service restaurants	722511	217	29.6	22
4.	Supermarkets and other grocery (except convenience) stores	445110	215	18.3	15
5.	Limited-service eating places	722512	192	22.5	22
6.	Community care facilities for the elderly	623310	191	27.2	22
7.	Hardware stores	444130	185	15.1	16
8.	Furniture stores	442110	156	18.4	22
9.	Personal and commercial banking industry	522111	131	17.9	16
10.	Department stores	452110	126	17.1	21
11.	Home health care services	621610	124	30.0	22
12.	Engineering services	541330	115	36.3	22
13.	Offices of dentists	621210	105	19.9	22
14.	Wired and wireless telecommunications carriers (except satellite)	517310	105	21.0	22
15.	Security guard and patrol services	561612	104	35.3	22
16.	Insurance agencies and brokerages	524210	101	20.4	22
17.	Landscaping services	561730	95	23.9	22
18.	Nursing care facilities	623110	89	24.5	22
19.	Janitorial services (except window cleaning)	561722	83	29.9	22
20.	Used car dealers	441120	81	39.7	22
21.	Automobile and light-duty motor vehicle manufacturing	336110	80	20.8	22
22.	Fitness and recreational sports centres	713940	67	20.0	22
23.	Advertising agencies	541810	61	15.9	15
24.	All other health and personal care stores	446199	61	15.4	15
25.	Other personal care services	812190	60	18.4	22
26.	Golf courses and country clubs	713910	58	21.1	22
27.	Research and development in the physical, engineering and life sciences	541710	57	35.2	22
28.	Residential building construction	236110	55	19.0	22
29.	Pharmacies and drug stores	446110	53	19.4	22
30.	Child day-care services	624410	51	20.5	22
31.	Blanching, heating and drying of food products	200000	40	10.7	22

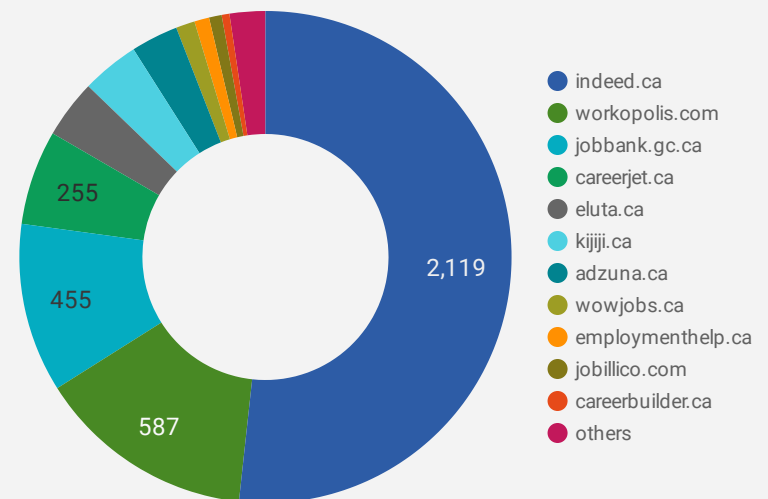
## JOB POSTINGS BY JOB BOARD

What share of unique job postings appear on each job board?



## COMPANIES BY JOB BOARD

What share of unique job postings appear on each job board?



## JOB POSTING DETAILS BY JOB BOARD

How does job posting activity differ by job board?

	JOB BOARD	POSTING COUNT ▾	AVG POSTING LENGTH IN DAYS	MEDIAN POSTING LENGTH IN DAYS	# OF COMPANIES
1.	indeed.ca	4,768	21.9	22	2,119
2.	careerjet.ca	1,127	37.1	26	255
3.	workopolis.com	901	14.9	15	587
4.	jobbank.gc.ca	739	34.2	23	455
5.	adzuna.ca	548	15.0	15	127
6.	eluta.ca	506	22.0	22	157
7.	kijiji.ca	354	14.9	15	155
8.	network.applytoeducation.com	161	5.4	5	5
9.	jobillico.com	146	28.8	16	34
10.	employmenthelp.ca	122	86.7	77	40
11.	careerarc.com	98	67.3	41	18
12.	careerbuilder.ca	91	23.3	31	21
13.	wowjobs.ca	78	16.0	16	51
14.	randstad.ca	58	65.7	73	1
15.	workinnonprofits.ca	56	101.4	109	15
16.	druhc.1c1.ca	40	16.0	16	1
17.	pickering.ca	27	19.4	17	1