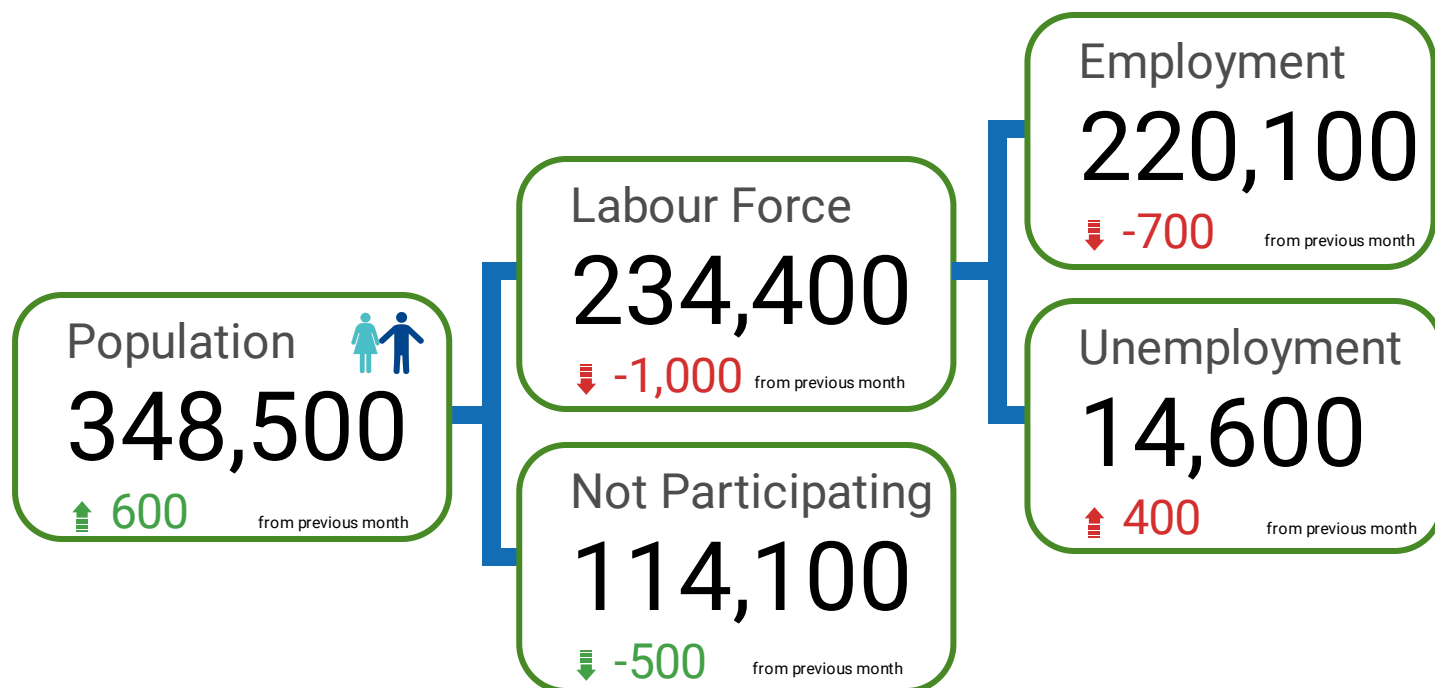


LABOUR FORCE SURVEY RESULTS AT A GLANCE

How has population, labour force participation, employment, and unemployment changed from the previous month?



COMPARING LABOUR FORCE SURVEY RESULTS

How has Oshawa CMA performed relative to the overall Ontario and Canadian performance?

OSHAWA CMA Local Results

Unemployment Rate

6.1%

↓ -0.1% from previous month

↓ -2.0% from same month last year

The % of the population aged 15 years of age and older who are looking for work.

Employment Rate

63.2%

↓ -0.3% from previous month

↑ 3.5% from same month last year

The % of the population aged 15 years of age and older who are working.

Participation Rate

67.3%

↓ -0.4% from previous month

↑ 2.3% from same month last year

The % of the population aged 15 years of age and older who are working or looking for work.

ONTARIO Provincial Results

ON Unemployment Rate

7.4%

↑ 2.1% from previous month

ON Employment Rate

59.4%

↓ -2.2% from previous month

ON Participation Rate

64.1%

↓ -0.9% from previous month

CANADA Federal Results

CDN Unemployment Rate

6.8%

↑ 1.4% from previous month

CDN Employment Rate

59.7%

↓ -1.6% from previous month

CDN Participation Rate

64.0%

↓ -0.7% from previous month

Source:

Statistics Canada: Labour Force Survey: Oshawa CMA. The Oshawa CMA includes Oshawa, Whitby, and Clarington.

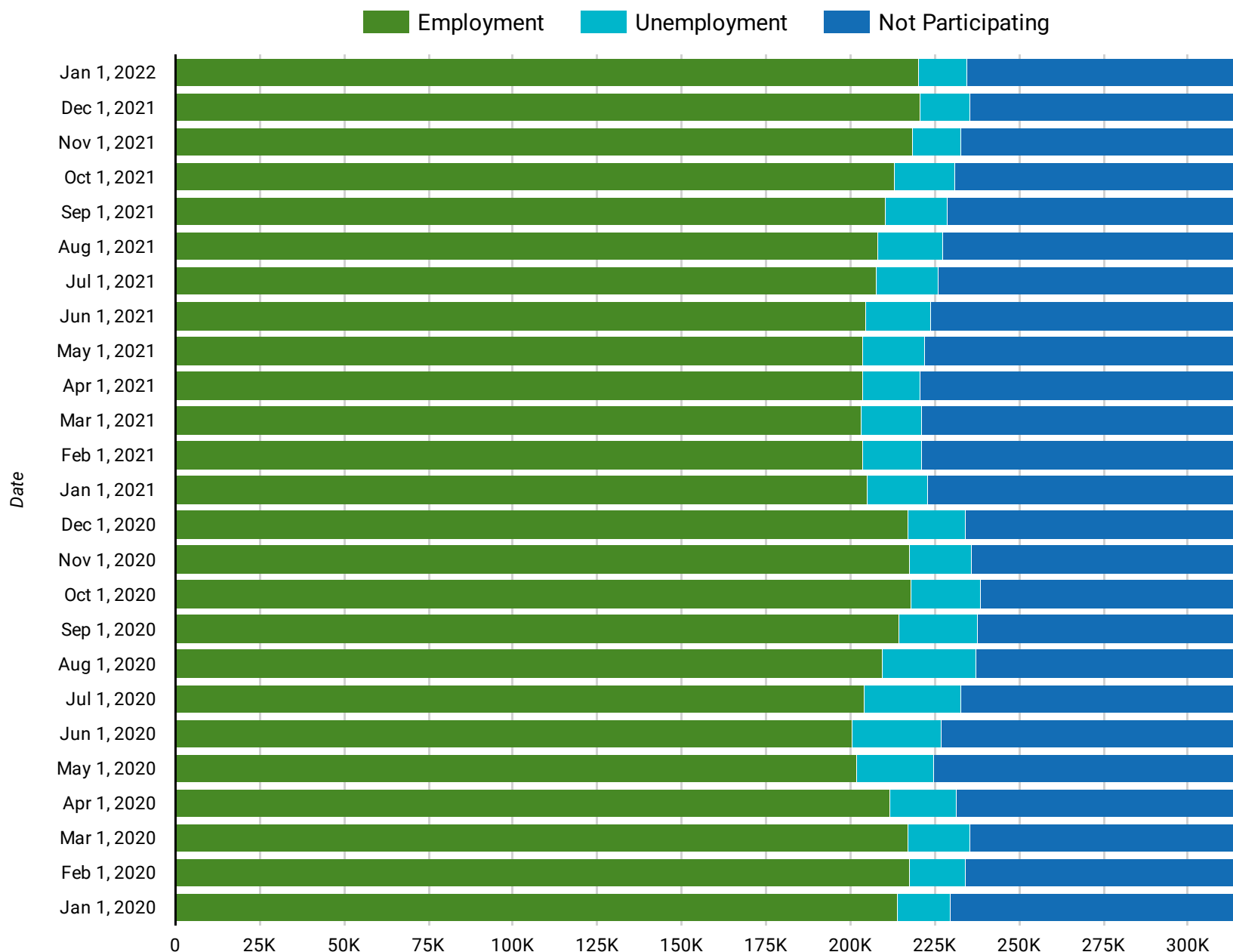


This Employment Ontario service is funded by the Government of Ontario
Ce service Emploi Ontario est financé par le gouvernement de l'Ontario.



THE AVAILABLE LABOUR FORCE: PAST 25 MONTHS

How has the available labour force changed over the past 25 months?



THE AVAILABLE LABOUR FORCE: 1-YEAR & 2-YEAR CHANGES

How has the available labour force changed over the past 2 years?

OSHAWA CMA

Local Results

Employment
220.1K

↑ 15,300 from same month last year

↑ 6,100 from same month 2 years ago

Unemployment
14.4K

↓ -3,700 from same month last year

↓ -1,000 from same month 2 years ago

Not Participating
114.1K

↓ -6,000 from same month last year

↓ -5,600 from same month 2 years ago

Source:

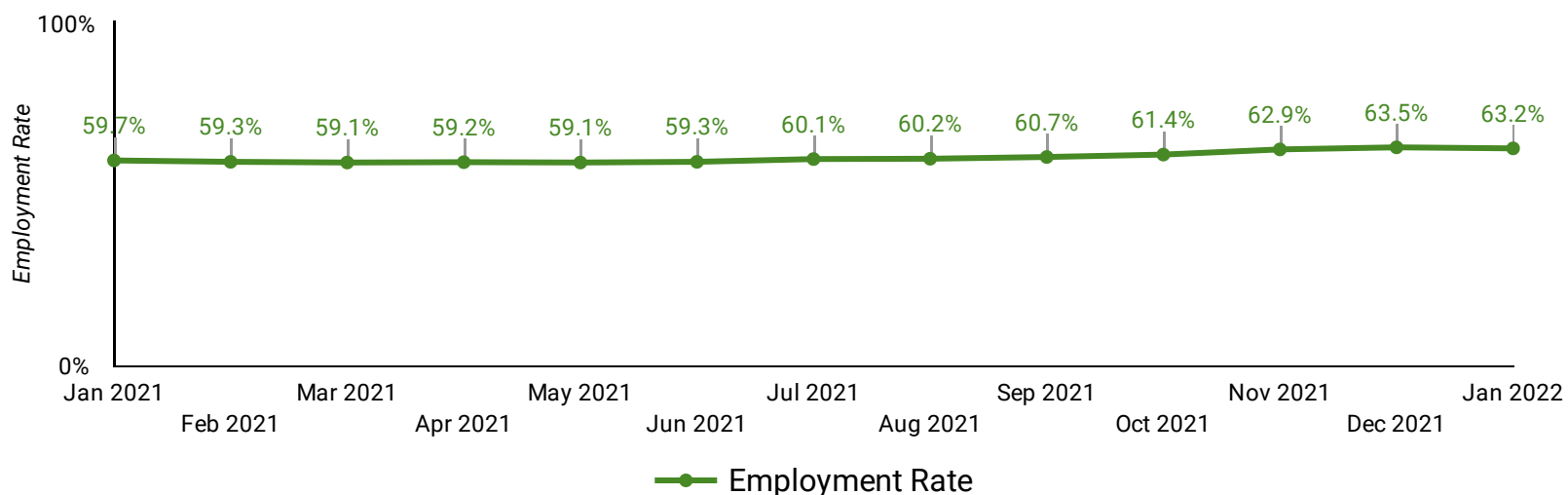
Statistics Canada: Labour Force Survey: Oshawa CMA. The Oshawa CMA includes Oshawa, Whitby, and Clarington.



This Employment Ontario service is funded by the Government of Ontario
Ce service Emploi Ontario est financé par le gouvernement de l'Ontario.

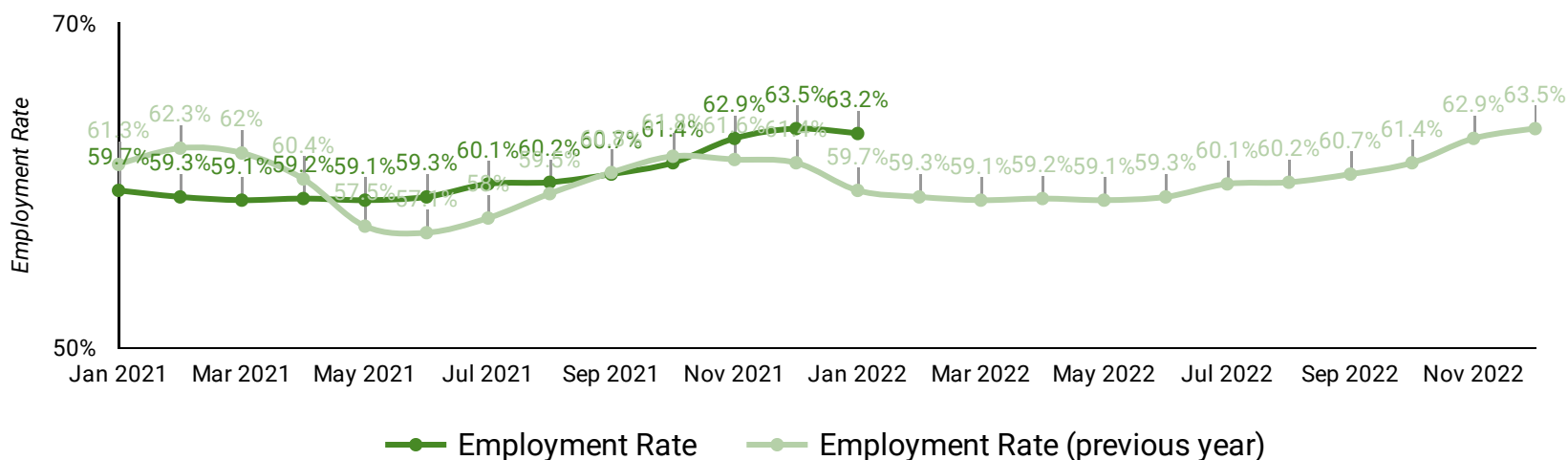
EMPLOYMENT RATE: PAST 13 MONTHS

How has the employment rate changed over the last 13 months?



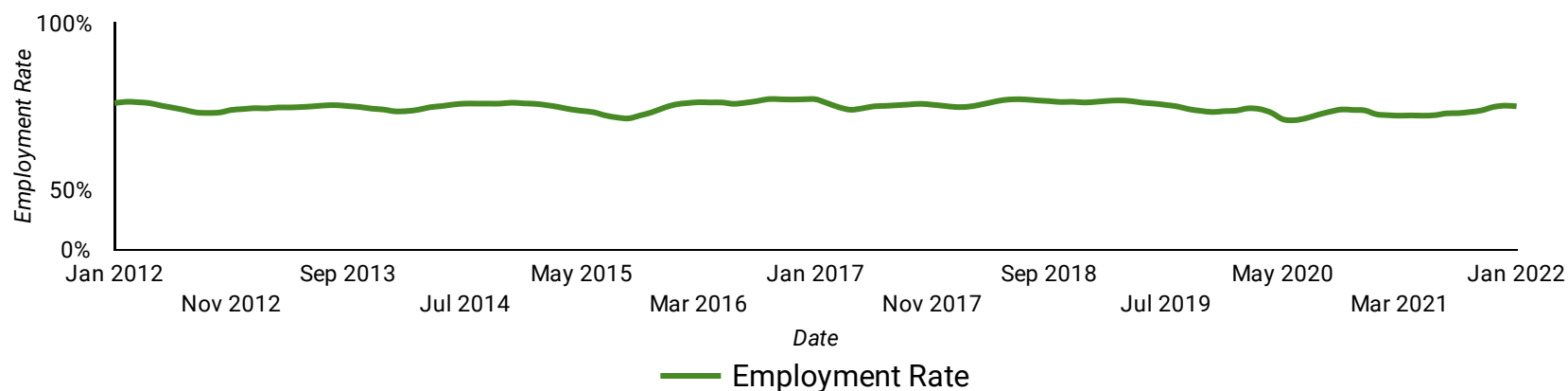
EMPLOYMENT RATE: YEAR OVER YEAR BY MONTH

How does the employment rate compare against last year's employment rate?



EMPLOYMENT RATE: PAST 10 YEARS BY MONTH

How does the employment rate compare over the past 10 years?



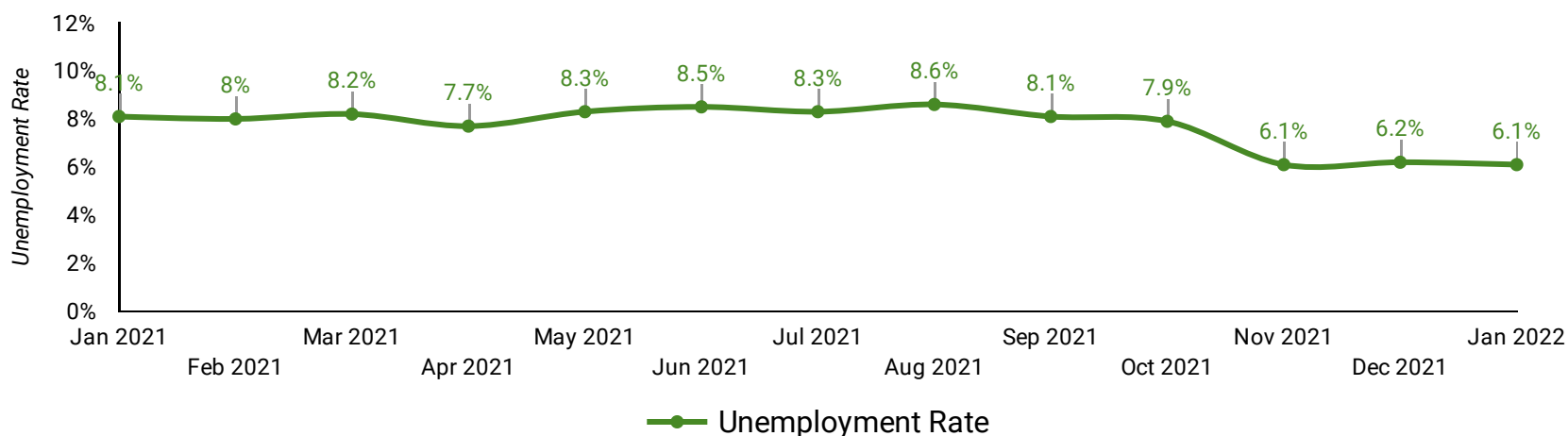
Source:
Statistics Canada: Labour Force Survey: Oshawa CMA. The Oshawa CMA includes Oshawa, Whitby, and Clarington.



This Employment Ontario service is funded by the Government of Ontario
Ce service Emploi Ontario est financé par le gouvernement de l'Ontario.

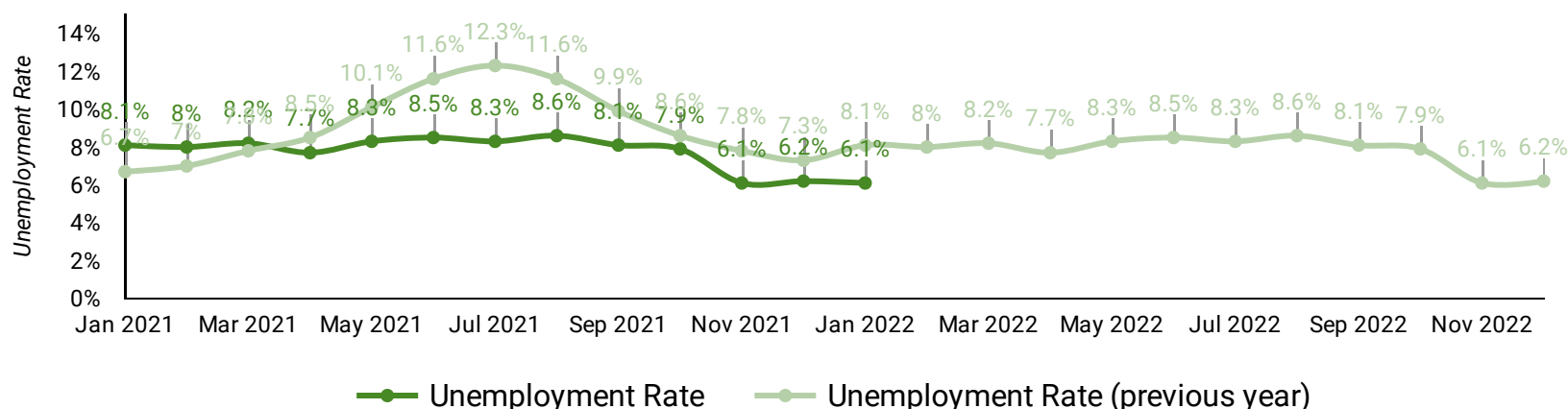
UNEMPLOYMENT RATE: PAST 13 MONTHS

How has the unemployment rate changed over the last 13 months?



UNEMPLOYMENT RATE: YEAR OVER YEAR BY MONTH

How does the unemployment rate compare against last year's unemployment rate?



UNEMPLOYMENT RATE: PAST 10-YEARS BY MONTH

How does the unemployment rate compare over the past 10 years?



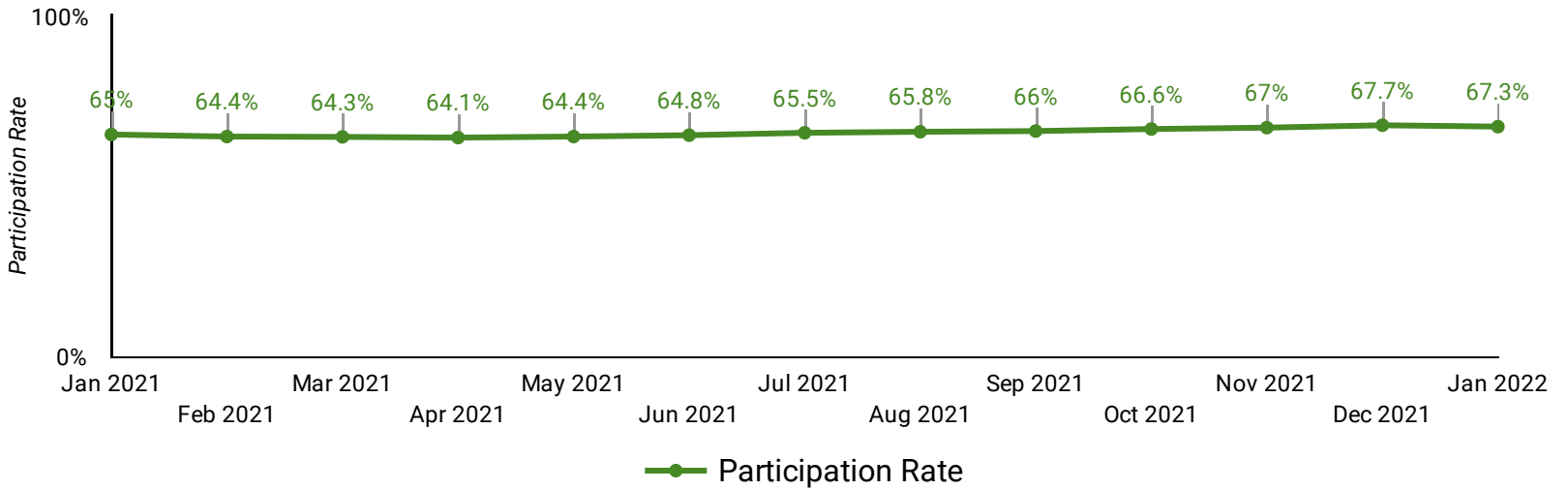
Source:
Statistics Canada: Labour Force Survey: Oshawa CMA. The Oshawa CMA includes Oshawa, Whitby, and Clarington.



This Employment Ontario service is funded by the Government of Ontario
Ce service Emploi Ontario est financé par le gouvernement de l'Ontario.

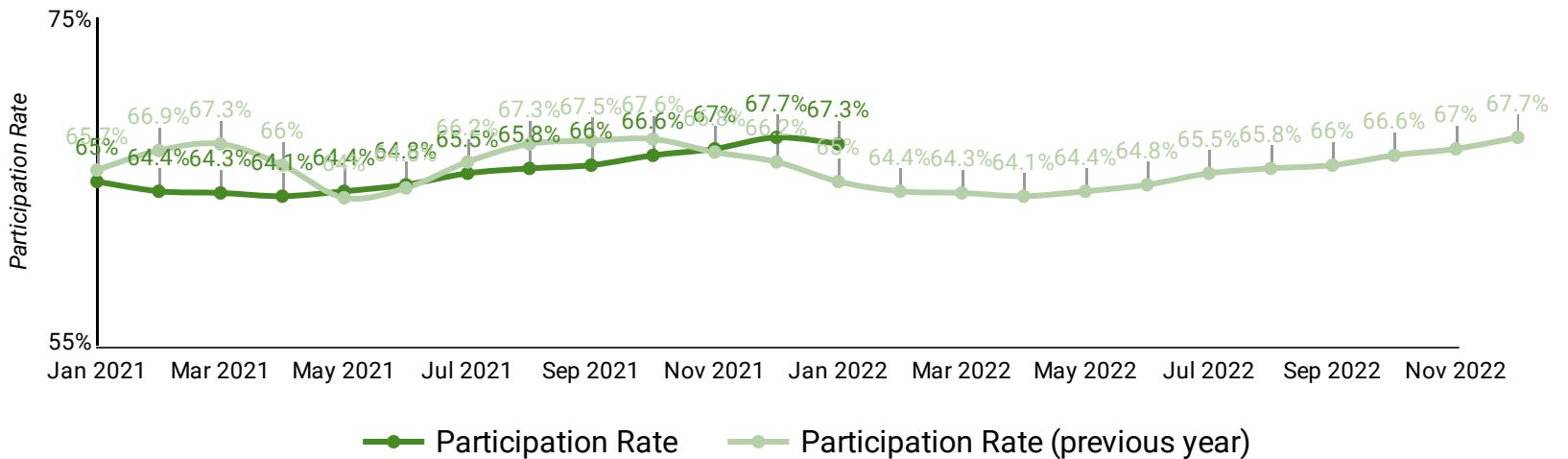
PARTICIPATION RATE: PAST 13 MONTHS

How has the participation rate changed over the last 13 months?



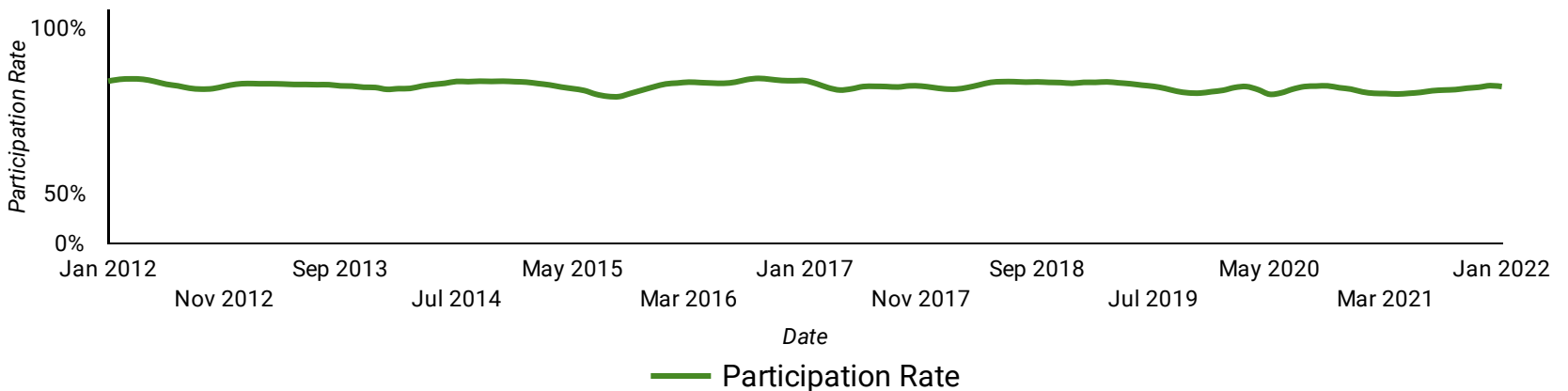
PARTICIPATION RATE: YEAR OVER YEAR BY MONTH

How does the participation rate compare against last year's participation rate?



PARTICIPATION RATE: PAST 10-YEARS BY MONTH

How does the participation rate compare over the past 10 years?



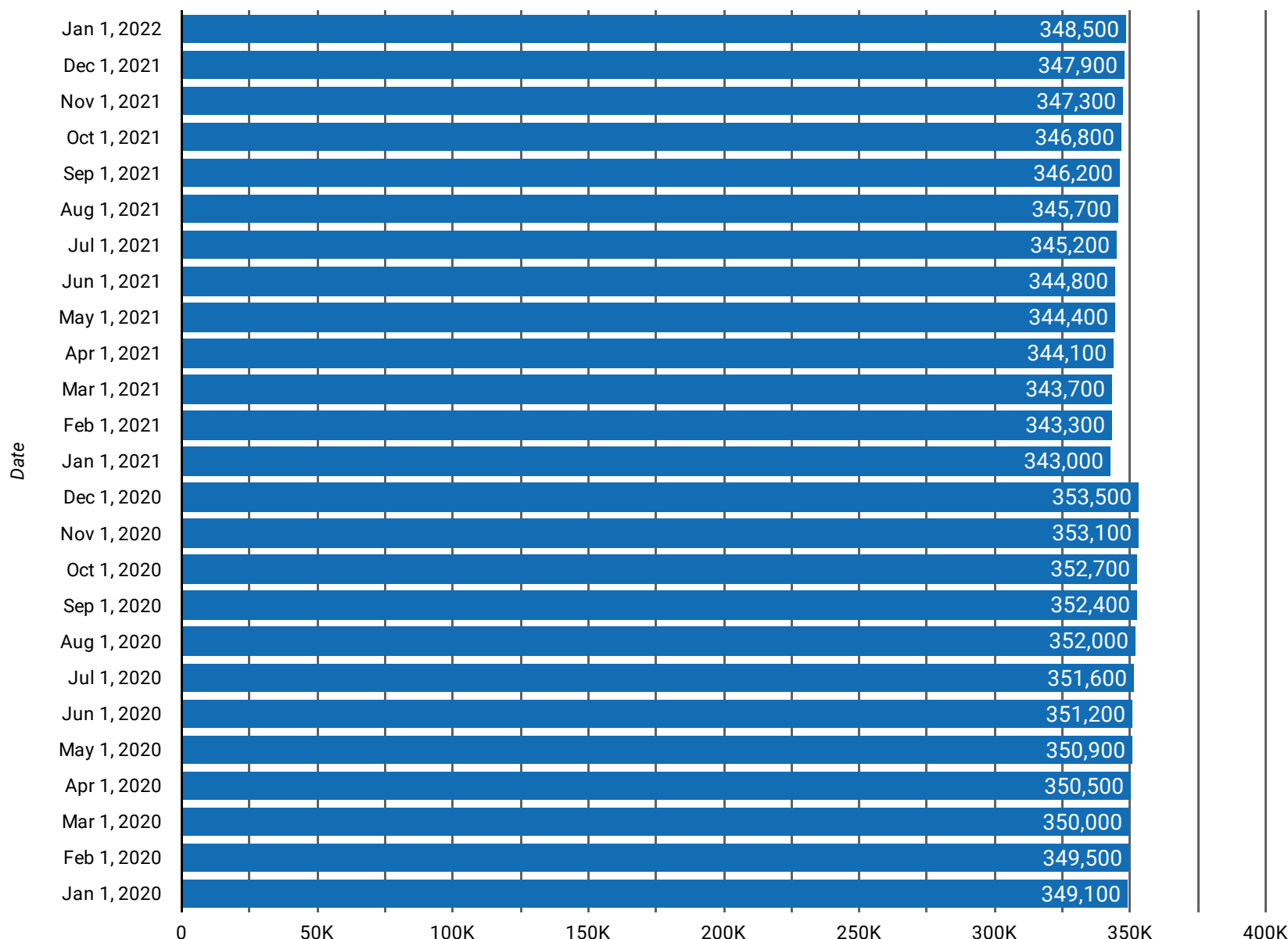
Source:
Statistics Canada: Labour Force Survey: Oshawa CMA. The Oshawa CMA includes Oshawa, Whitby, and Clarington.



This Employment Ontario service is funded by the Government of Ontario
Ce service Emploi Ontario est financé par le gouvernement de l'Ontario.

POPULATION ESTIMATES: PAST 25 MONTHS

How has the population changed over the past 25 months?



POPULATION ESTIMATES: 1-YEAR, 2-YEAR & 3-YEAR CHANGES

How has the population changed over the past 3 years?

OSHAWA CMA

Local Results

Population

348.5K

↓ -3,900 since September 2020

↑ 1,600 since September 2019

↑ 8,400 since September 2018

Population

348.5K

↑ 5,500 in last 12 months

↓ -600 in last 24 months

↑ 6,300 in last 36 months

Source:

Statistics Canada: Labour Force Survey: Oshawa CMA. The Oshawa CMA includes Oshawa, Whitby, and Clarington.



This Employment Ontario service is funded by the Government of Ontario
Ce service Emploi Ontario est financé par le gouvernement de l'Ontario.