

JOB DEMAND REPORT

JANUARY 2022

HIGHLIGHTS

JOB POSTINGS BY THE NUMBERS

POSTING COUNT	NEW THIS MONTH	COMPANIES	JOB BOARDS
8,771	5,443	2,786	35

OF DAYS POSTED

AVERAGE	MEDIAN
24.4	22

REPORT BUILDER

The default filter selection below will show all job demand data for the month. You can use the filters to create a customized report for the purpose of understanding a subset of the data.

OCCUPATION FILTERS

SKILL TYPE NAME / 1-DIGIT NOC	▼
MAJOR GROUP / 2-DIGIT NOC	▼
MINOR GROUP / 3-DIGIT NOC	▼
UNIT GROUP / 4-DIGIT NOC	▼
SKILL LEVEL	▼
JOB TYPE	▼
JOB DURATION	▼
ADDITIONAL LANGUAGE	▼
SPECIFIC JOB TAGS	▼

INDUSTRY/SECTOR FILTERS

HIRING SECTOR BY 2-DIGIT NAICS CODE	▼
HIRING SECTOR BY 3-DIGIT NAICS CODE	▼
HIRING SECTOR BY 4-DIGIT NAICS CODE	▼
HIRING SECTOR BY 5-DIGIT NAICS CODE	▼
HIRING SECTOR BY 6-DIGIT NAICS CODE	▼

OTHER FILTERS

MUNICIPALITY	▼
JOB BOARD	▼

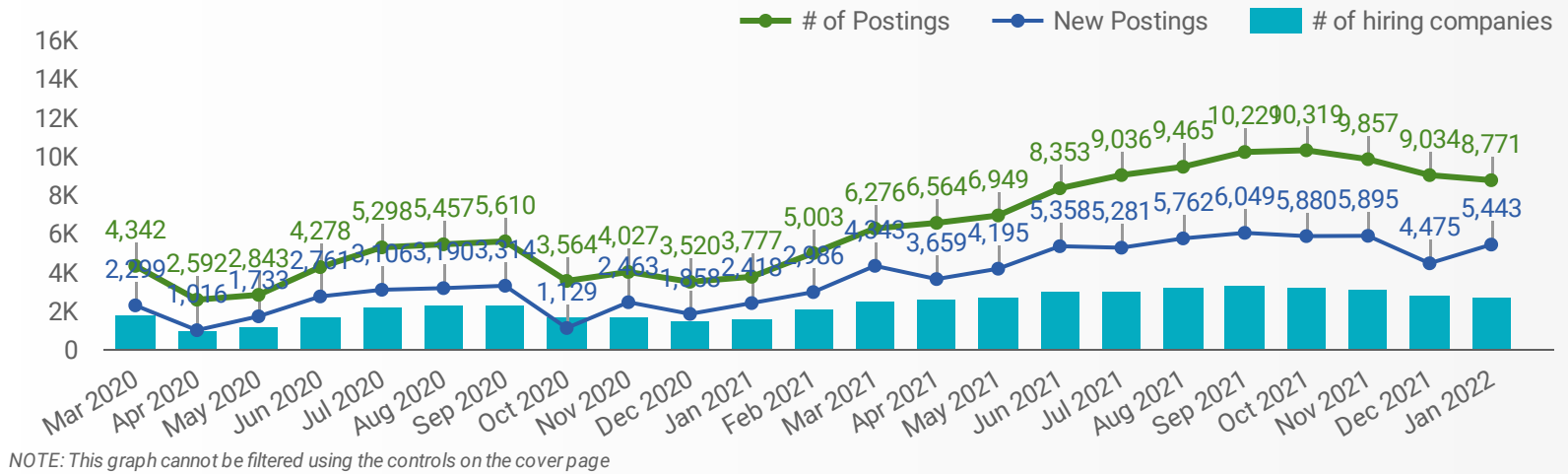
NOC = National Occupation Classification | NAICS = North American Industry Classification System

Source:

Job posting data collected by Durham Workforce Authority from job boards and employer websites who recruit candidates in Durham Region.

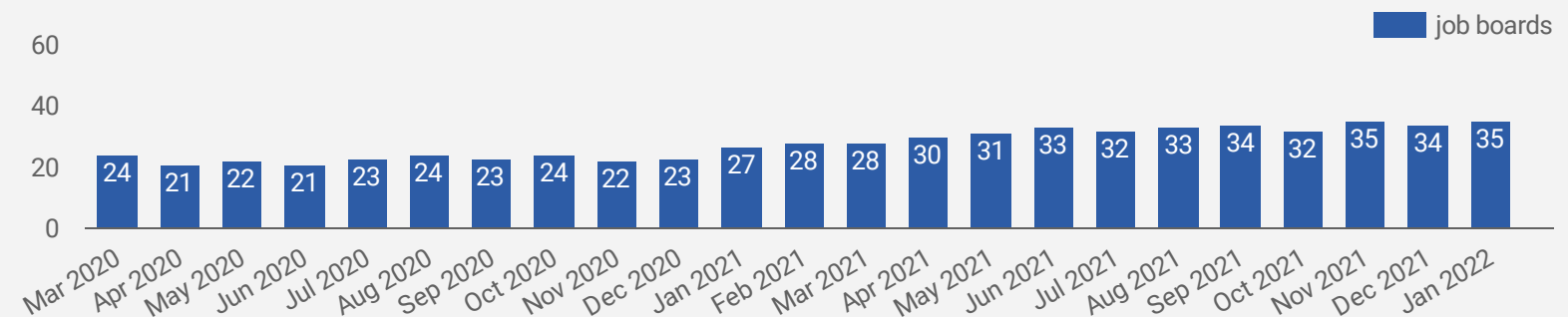
JOB POSTINGS BY MONTH FOR DURHAM REGION

How many job postings were active for at least 1 day this month?



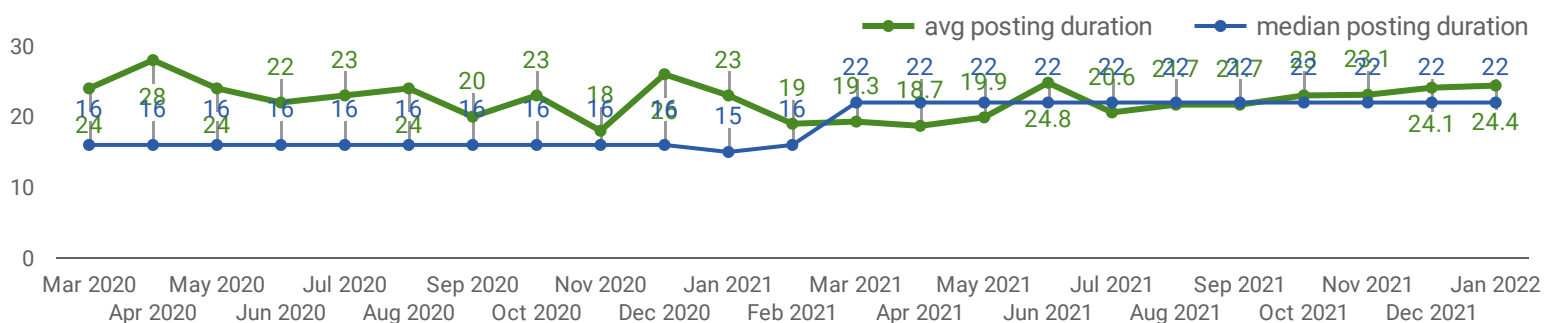
NUMBER OF ACTIVE JOB BOARDS

How many job postings were active for at least 1 day this month on these job boards?



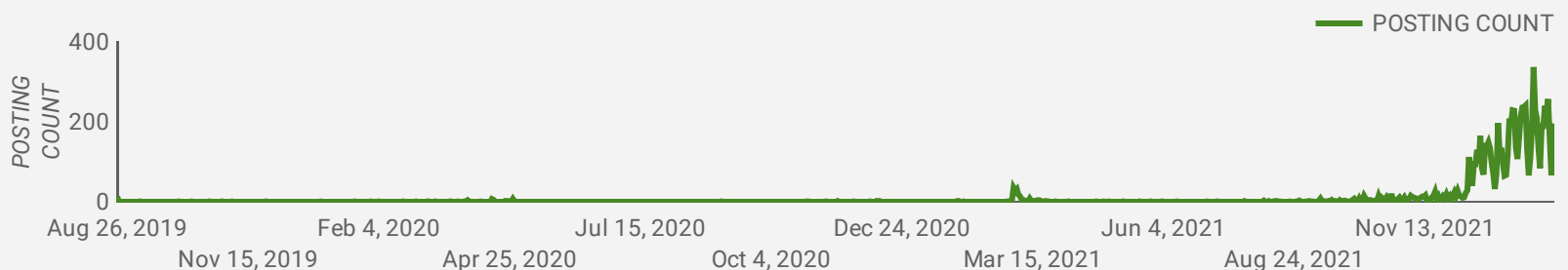
AVG & MEDIAN POSTING LENGTH BY DAYS

How long are employers having to recruit for to find candidates to fill their job vacancies?



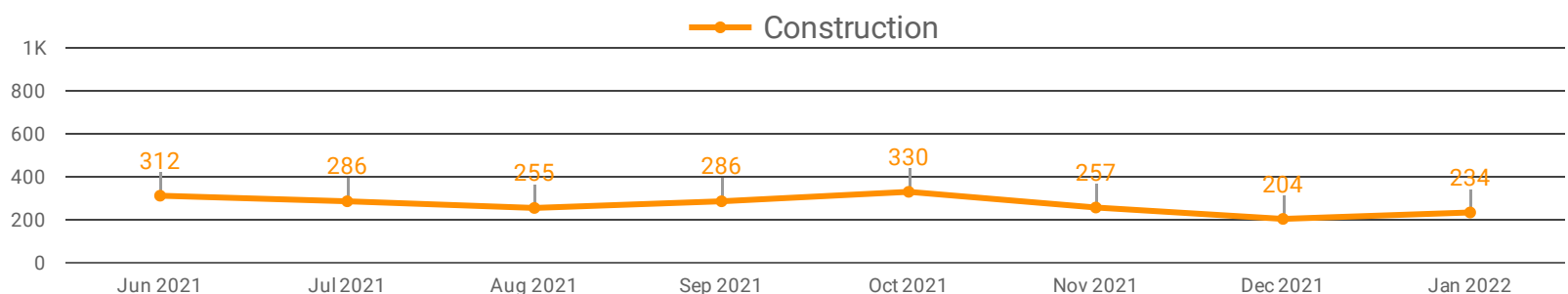
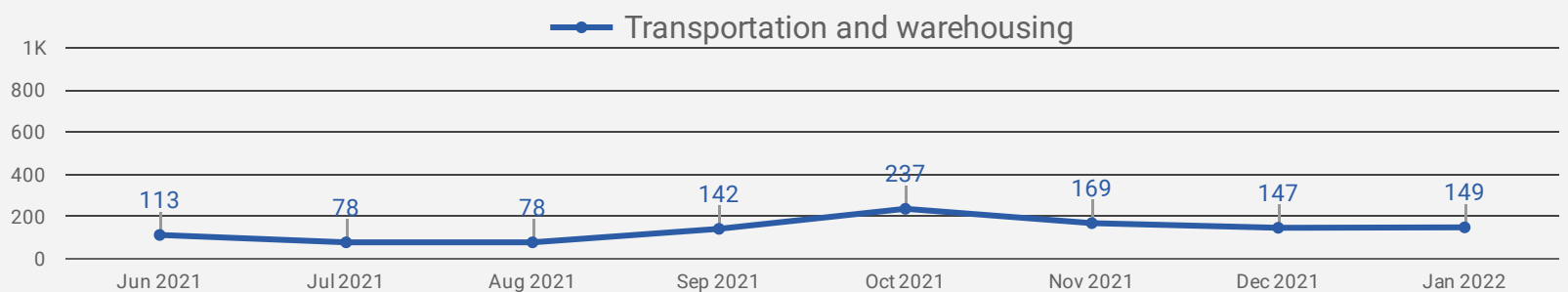
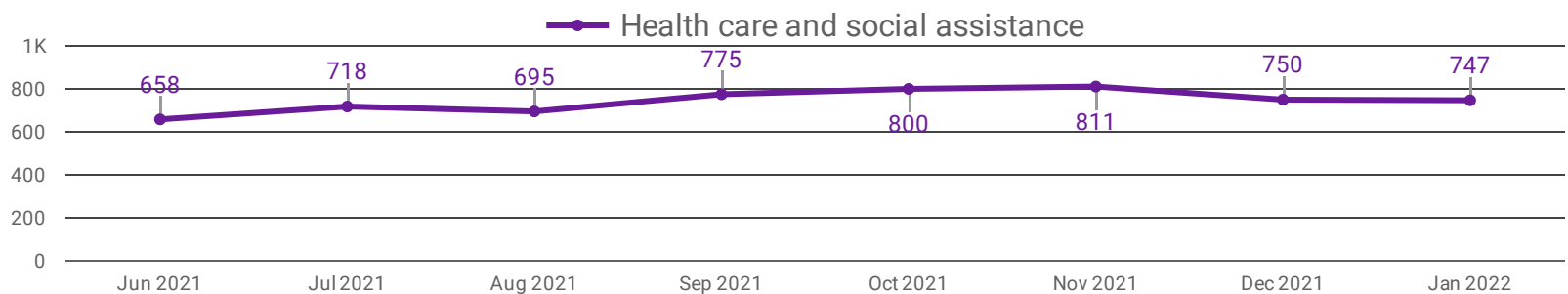
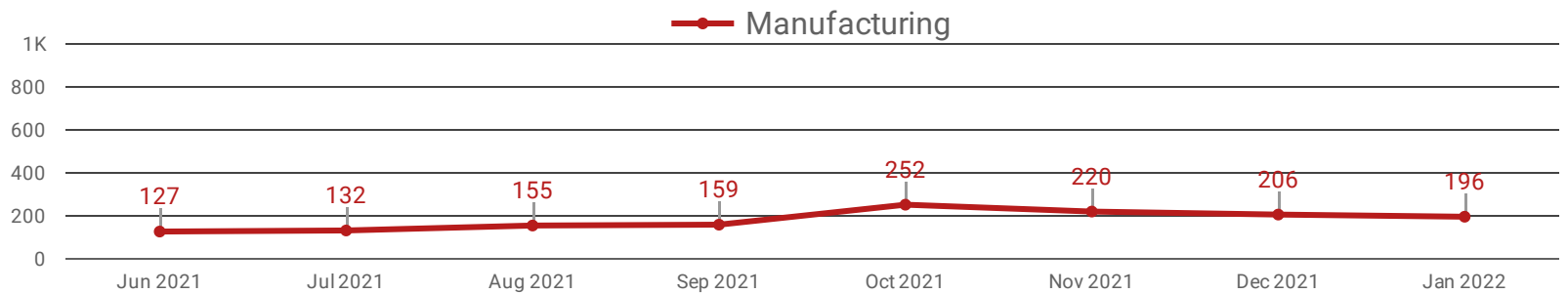
POST DATE TIMELINE FOR THIS MONTH'S ACTIVE JOB POSTINGS

How many job postings were active for at least 1 day this month?



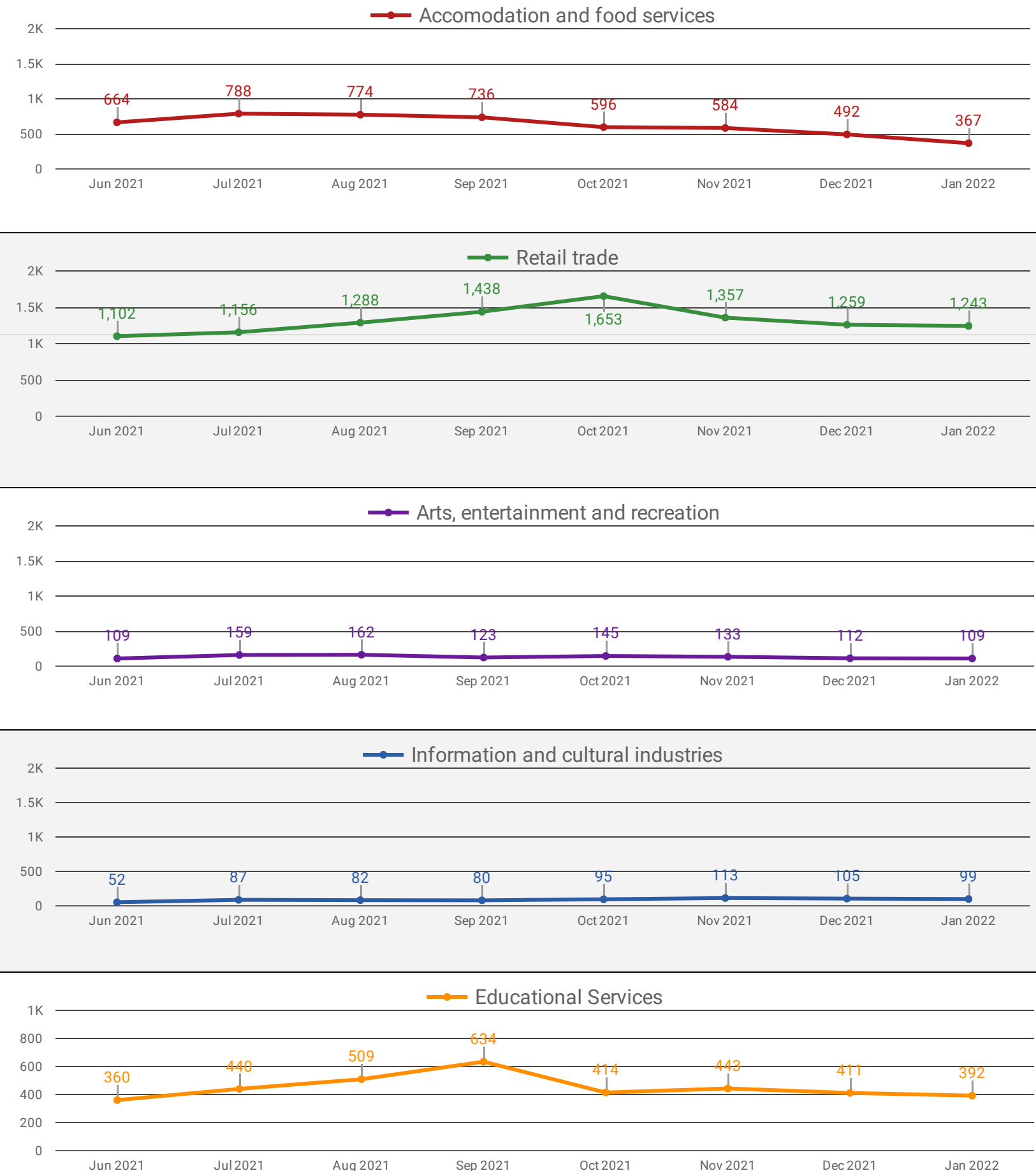
DEMAND BY KEY SECTOR (DURHAM REGION)

How many job postings were active for at least 1 day this month by sector?



DEMAND BY IMPACTED SECTOR (DURHAM REGION)

How many job postings were active for at least 1 day this month by sector?

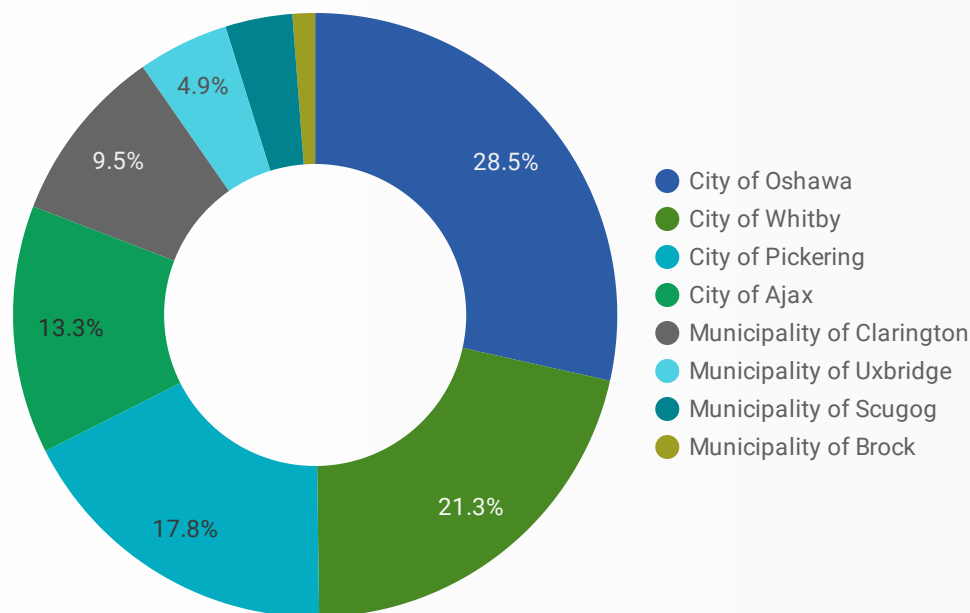


NOTE: This graph cannot be filtered using the controls on the cover page

JOB POSTINGS BY MUNICIPALITY

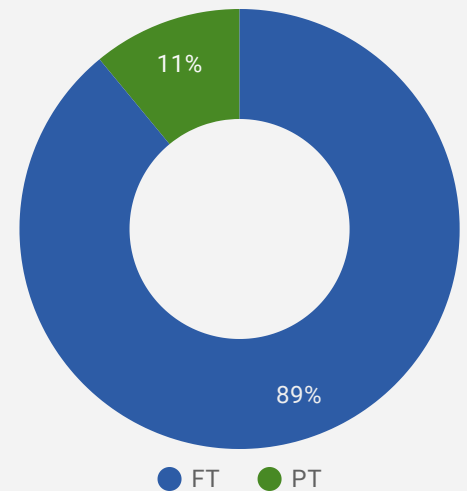
How many job postings were active for at least 1 day this month?

	MUNICIPALITY	POSTING COUNT	AVG POSTING LENGTH IN DAYS	MEDIAN POSTING LENGTH IN DAYS
1.	City of Oshawa	2,434	24.8	22
2.	City of Whitby	1,819	23.4	22
3.	City of Pickering	1,518	25.0	22
4.	City of Ajax	1,135	22.8	22
5.	Municipality of Clarington	810	23.9	22
6.	Municipality of Uxbridge	416	25.8	22
7.	Municipality of Scugog	307	29.1	22
8.	Municipality of Brock	103	36.0	22



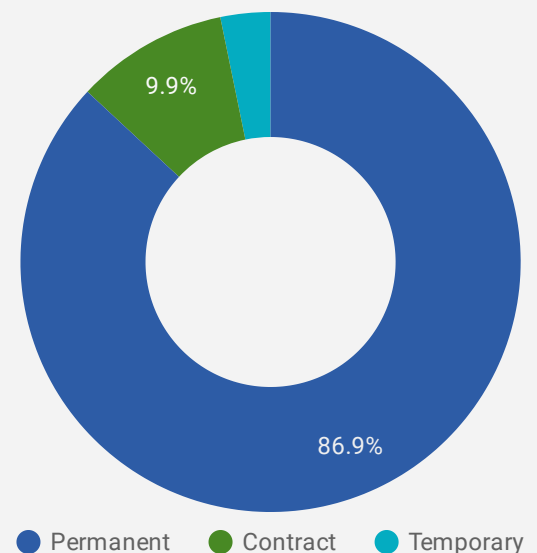
JOB TYPE

Full-time vs Part-time



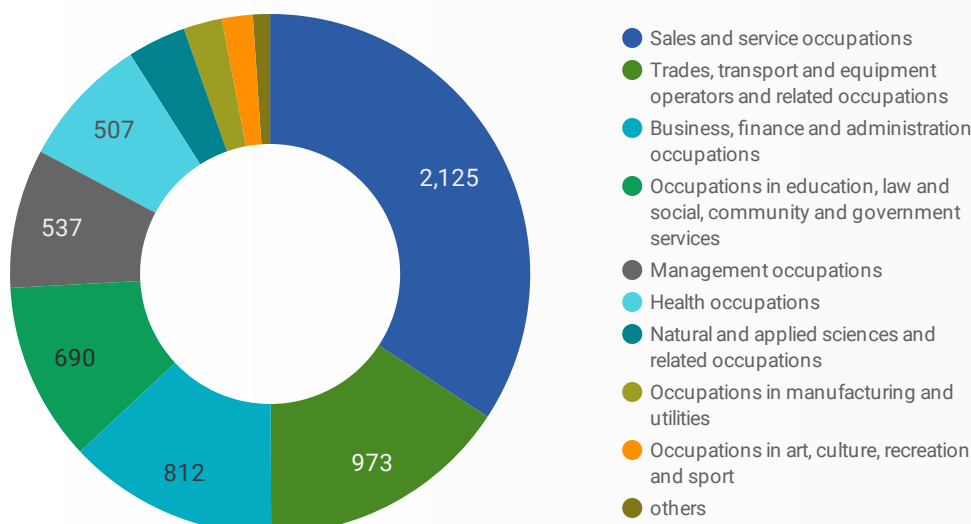
JOB DURATION

Permanency of jobs posted



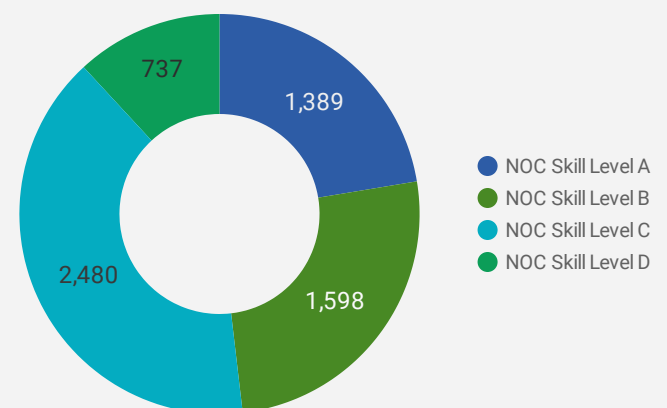
JOB POSTINGS BY SKILL TYPE

What skill type is being recruited?



JOB POSTINGS BY SKILL LEVEL

What education do occupations typically require?



Skill Level A = Usually University education | Skill Level B = Usually College education or Apprenticeship training | Skill Level C = Usually Secondary education or occupation-specific training | Skill Level D = Usually on-the-job training

TOP HIRING EMPLOYERS & AGENCIES

Who is hiring?

	COMPANY	MUNICIPALITY	POSTINGS COUNT ▾	AVG POSTING LENGTH IN DAYS	MEDIAN POSTING LENGTH IN DAYS
1.	General Motors	City of Oshawa	57	18.6	15
2.	Durham District School Board	City of Whitby	55	23.0	8
3.	Lowe's	City of Whitby	53	7.0	3
4.	Finesight Solutions	City of Pickering	51	10.0	10
5.	Durham District School Board	City of Oshawa	49	17.2	8
6.	Ontario Shores Centre for Mental Health Sciences	City of Whitby	49	22.0	22
7.	Lakeridge Health	City of Oshawa	42	22.0	22
8.	Thermo Fisher Scientific	City of Whitby	38	35.1	22
9.	Randstad	City of Whitby	37	32.6	22
10.	Durham College	City of Oshawa	36	30.4	22
11.	Nordik Spa-Nature	City of Whitby	35	27.1	31
12.	City of Oshawa	City of Oshawa	32	22.0	22
13.	Peterborough Victoria Northumberland and Clarington Catholic DSB	Municipality of Clarington	31	11.3	6
14.	Ontario Shores Centre for Mental Health Services	City of Whitby	31	20.8	22
15.	Durham Region Unemployed Help Centre	null	29	16.0	16
16.	Durham College of Applied Arts and Technology	City of Oshawa	29	22.0	22
17.	Lowe's	City of Pickering	28	11.3	7
18.	Loblaw Companies Limited	City of Ajax	27	21.2	22
19.	City of Pickering	City of Pickering	27	18.8	20
20.	Southbridge Care Homes	City of Pickering	26	26.9	22
21.	Adecco Canada	City of Ajax	25	22.0	22
22.	Adecco Canada	City of Oshawa	24	22.0	22
23.	Amica Senior Lifestyles	City of Pickering	23	20.5	22
24.	Durham District School Board	City of Pickering	22	6.2	7
25.	Canadian Executive Search Group Inc.	City of Oshawa	22	22.0	22
26.	Durham District School Board	City of Ajax	22	28.6	10
27.	Weins Canada	City of Oshawa	22	39.4	22
28.	Lowe's	City of Oshawa	22	11.4	4
29.	Durham Catholic District School Board	City of Oshawa	21	17.1	5
30.	Loblaws	City of Ajax	21	15.0	15

TOP HOURLY WAGES IN JOB POSTINGS

What are employers willing to pay to find the perfect candidate?

of Minimum Wage Job Postings

61

	JOB TITLE	COMPANY	LOCATION	WAGE VALUE ▾
1.	Hiring Restaurant Managers/Owners	Tea 2 Corn Inc.	City of Ajax	400
2.	Plant Manager - Whitby	Randstad	City of Whitby	140
3.	Social Worker Msw	Cathy Nagy Psychology	City of Whitby	110
4.	Av Technician	Auxe	City of Oshawa	100
5.	Wedding Photographer And/or Videographer	Golden Hour Studios	City of Oshawa	100
6.	Board Certified Behaviour Analyst/bcba	KIDZ AUTISM AND SPEECH CLINIC	City of Whitby	100
7.	Psychotherapist, Osteopath, Nutritionist, Athletic Trainer, Life Coach	Soma Collective Health	Municipality of Clarington	100
8.	Speech-language Pathologist	KIDZ AUTISM AND SPEECH CLINIC	City of Whitby	90
9.	Social Worker	Cathy Nagy Psychology	City of Whitby	88
10.	MassothÃ©rapeute	Nordik Spa-Nature	City of Whitby	77
11.	Massage Therapist	Nordik Spa-Nature	City of Whitby	77
12.	Massage Therapist (mt)	Therma spa village - Whitby	City of Whitby	77
				1 - 100 / 2450 < >

TOP SALARIES IN JOB POSTINGS

What are employers willing to pay to find the perfect candidate?

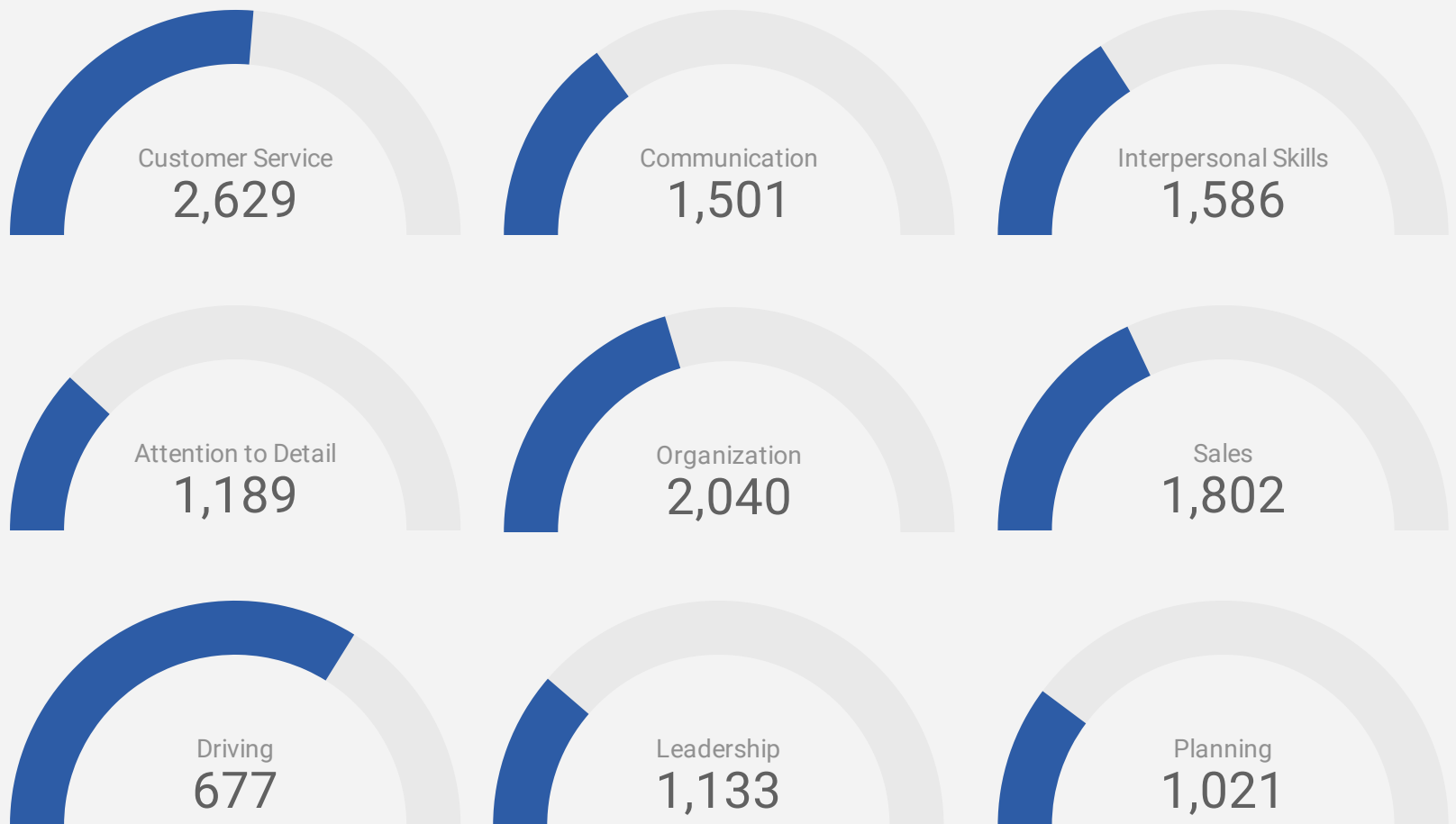
	JOB TITLE	COMPANY	LOCATION	WAGE VALUE ▾
1.	Family Physician	MCI The Doctor's Office at Whitby	City of Whitby	350,000
2.	Realtor	One Percent Realty Ltd. Brokerage	City of Oshawa	350,000
3.	Associate Dentist	Dental - Confidential	City of Ajax	313,295
4.	Family Physician	Jack Nathan Health	City of Oshawa	300,000
5.	Account Executive - Advertising	Best Version Media	City of Oshawa	250,000
6.	Az Drivers And Owner Operators For Cross Border	Mackie Transportation Inc.	City of Whitby	242,934
7.	Underground Plumbing Specialist	Mr Rooter Plumbing Toronto	City of Whitby	200,000
8.	Insurance Broker	Distinct Insurance	City of Whitby	200,000
9.	Experienced Personal Lines Sales Broker	Mitchell & Whale Insurance Brokers	City of Whitby	200,000
10.	Underground Plumbing Specialist	Mr Rooter Plumbing Toronto	City of Pickering	200,000
				1 - 100 / 3405 < >

TOP IN-DEMAND SKILLS

How many times were these skills found in job postings?

ACTIVE JOB POSTINGS THIS MONTH

8,771

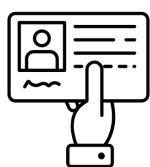


KEY JOB REQUIREMENTS

How often are these requirements desired in job postings?

ACTIVE JOB POSTINGS THIS MONTH

8,771



Driver's License

1,668



First Aid

525



Regular Access to a Vehicle

405



Criminal Record Check

422



Microsoft Office

553



Food Safety

205

TOP OCCUPATIONS BY SKILL, FREQUENCY & DURATION

What jobs are in-demand and/or hard to fill?

	4 DIGIT NOC	4 DIGIT NOC NAME	SKILL LEVEL	POSTING COUNT	AVG POSTING LENGTH IN DAYS	MEDIAN POSTING LENGTH IN DAYS
1.	6421	Retail salespersons	NOC Skill Level C	576	19.4	22
2.	4412	Home support workers, housekeepers and related occupations	NOC Skill Level C	231	29.6	22
3.	6552	Other customer and information services representatives	NOC Skill Level C	224	23.5	22
4.	7452	Material handlers	NOC Skill Level C	210	23.6	22
5.	621	Retail and wholesale trade managers	NOC Skill Level A	167	21.8	22
6.	6322	Cooks	NOC Skill Level B	155	24.6	22
7.	6622	Store shelf stockers, clerks and order fillers	NOC Skill Level D	145	19.4	19
8.	6541	Security guards and related security service occupations	NOC Skill Level C	138	37.8	22
9.	7511	Transport truck drivers	NOC Skill Level C	132	20.4	22
10.	7514	Delivery and courier service drivers	NOC Skill Level C	128	23.4	22
11.	3012	Registered nurses and registered psychiatric nurses	NOC Skill Level A	123	25.5	22
12.	6731	Light duty cleaners	NOC Skill Level D	115	28.3	22
13.	1241	Administrative assistants	NOC Skill Level B	108	23.4	22
14.	9619	Other labourers in processing, manufacturing and utilities	NOC Skill Level D	101	27.9	22
15.	1414	Receptionists	NOC Skill Level C	101	20.8	22
16.	1114	Other financial officers	NOC Skill Level A	95	22.2	21
17.	6513	Food and beverage servers	NOC Skill Level C	93	23.5	22
18.	6711	Food counter attendants, kitchen helpers and related support occupations	NOC Skill Level D	90	22.9	22
19.	6611	Cashiers	NOC Skill Level D	83	20.0	22
20.	7611	Construction trades helpers and labourers	NOC Skill Level D	77	23.1	22
21.	4032	Elementary school and kindergarten teachers	NOC Skill Level A	70	12.0	6
22.	6211	Retail sales supervisors	NOC Skill Level B	69	27.6	22
23.	631	Restaurant and food service managers	NOC Skill Level A	65	23.4	22
24.	3219	Other medical technologists and technicians (except dental health)	NOC Skill Level B	59	18.9	22
25.	4413	Elementary and secondary school teacher assistants	NOC Skill Level C	59	11.2	7
26.	6311	Food service supervisors	NOC Skill Level B	57	65.6	32
27.	1221	Administrative officers	NOC Skill Level B	50	24.3	22
28.	7321	Automotive service technicians, truck and bus mechanics and mechanical repairers	NOC Skill Level B	49	43.9	22
29.	5254	Program leaders and instructors in recreation, sport and fitness	NOC Skill Level B	48	21.3	22

JOB POSTINGS BY 3-DIGIT NATIONAL OCCUPATION CLASSIFICATION

What jobs are hard to fill and/or in-demand?

	3 DIGIT NOC	3 DIGIT NOC NAME	SKILL LEVEL	POSTING COUNT ▼	AVG POSTING LENGTH IN DAYS	MEDIAN POSTING LENGTH IN DAYS
1.	642	Retail salespersons	NOC Skill Level C	576	19.4	22
2.	441	Home care providers and educational support occupations	NOC Skill Level C	304	26.8	22
3.	751	Motor vehicle and transit drivers	NOC Skill Level C	290	24.5	22
4.	655	Customer and information services representatives	NOC Skill Level C	227	23.5	22
5.	745	Longshore workers and material handlers	NOC Skill Level C	210	23.6	22
6.	673	Cleaners	NOC Skill Level D	181	27.8	22
7.	632	Chefs and cooks	NOC Skill Level B	173	26.0	22
8.	062	Retail and wholesale trade managers	NOC Skill Level A	167	21.8	22
9.	662	Other sales support and related occupations	NOC Skill Level D	158	19.4	16
10.	141	General office workers	NOC Skill Level C	149	22.5	22
11.	111	Auditors, accountants and investment professionals	NOC Skill Level A	143	23.6	22
12.	654	Security guards and related security service occupations	NOC Skill Level C	138	37.8	22
13.	421	Paraprofessional occupations in legal, social, community and education services	NOC Skill Level B	127	22.1	22
14.	651	Occupations in food and beverage service	NOC Skill Level C	126	23.2	22
15.	301	Professional occupations in nursing	NOC Skill Level A	125	25.4	22
16.	124	Office administrative assistants - general, legal and medical	NOC Skill Level B	117	23.3	22
17.	961	Labourers in processing, manufacturing and utilities	NOC Skill Level D	104	27.7	22
18.	122	Administrative and regulatory occupations	NOC Skill Level B	99	25.2	22
19.	152	Supply chain logistics, tracking and scheduling co-ordination occupations	NOC Skill Level C	95	22.7	22
20.	631	Service supervisors	NOC Skill Level B	93	42.8	22
21.	403	Secondary and elementary school teachers and educational counsellors	NOC Skill Level A	93	16.4	7
22.	671	Food counter attendants, kitchen helpers and related support occupations	NOC Skill Level D	90	22.9	22
23.	323	Other technical occupations in health care	NOC Skill Level B	88	31.4	22
24.	661	Cashiers	NOC Skill Level D	83	20.0	22
25.	321	Medical technologists and technicians (except dental health)	NOC Skill Level B	81	19.6	22
26.	761	Trades helpers and labourers	NOC Skill Level D	79	23.1	22
27.	341	Assisting occupations in support of health services	NOC Skill Level C	73	26.1	22
28.	063	Managers in food service and accommodation	NOC Skill Level A	69	23.2	22
29.	621	Retail sales supervisors	NOC Skill Level B	69	27.6	22

JOB POSTINGS BY 2-DIGIT NATIONAL OCCUPATION CLASSIFICATION

What jobs are hard to fill and/or in-demand?

	2 DIGIT NOC	2 DIGIT NOC NAME	SKILL LEVEL	POSTING COUNT ▼	AVG POSTING LENGTH IN DAYS	MEDIAN POSTING LENGTH IN DAYS
1.	64	Sales representatives and salespersons - wholesale and retail trade	NOC Skill Level C	591	19.3	22
2.	65	Service representatives and other customer and personal services occupations	NOC Skill Level C	542	27.1	22
3.	75	Transport and heavy equipment operation and related maintenance occupations	NOC Skill Level C	327	25.6	22
4.	44	Care providers and educational, legal and public protection support occupations	NOC Skill Level C	307	26.7	22
5.	63	Service supervisors and specialized service occupations	NOC Skill Level B	306	31.2	22
6.	06	Middle management occupations in retail and wholesale trade and customer services	NOC Skill Level A	281	22.4	22
7.	67	Service support and other service occupations, n.e.c.	NOC Skill Level D	279	26.0	22
8.	12	Administrative and financial supervisors and administrative occupations	NOC Skill Level B	245	24.2	22
9.	66	Sales support occupations	NOC Skill Level D	241	19.6	22
10.	74	Other installers, repairers and servicers and material handlers	NOC Skill Level C	232	23.3	22
11.	14	Office support occupations	NOC Skill Level C	221	24.0	22
12.	72	Industrial, electrical and construction trades	NOC Skill Level B	206	27.2	22
13.	32	Technical occupations in health	NOC Skill Level B	182	25.0	22
14.	11	Professional occupations in business and finance	NOC Skill Level A	180	23.6	22
15.	62	Retail sales supervisors and specialized sales occupations	NOC Skill Level B	166	26.8	22
16.	40	Professional occupations in education services	NOC Skill Level A	136	21.3	22
17.	21	Professional occupations in natural and applied sciences	NOC Skill Level A	133	27.4	22
18.	31	Professional occupations in health (except nursing)	NOC Skill Level A	127	20.2	22
19.	42	Paraprofessional occupations in legal, social, community and education services	NOC Skill Level B	127	22.1	22
20.	01	Senior managers - construction, transportation, production and utilities	NOC Skill Level A	126	25.4	22
21.	73	Maintenance and equipment operation trades	NOC Skill Level B	126	36.5	22
22.	30	Professional occupations in nursing	NOC Skill Level A	125	25.4	22
23.	15	Distribution, tracking and scheduling co-ordination occupations	NOC Skill Level C	124	22.2	22
24.	41	Professional occupations in law and social, community and government services	NOC Skill Level A	119	24.9	22
25.	96	Labourers in processing, manufacturing and utilities	NOC Skill Level D	104	27.7	22
26.	22	Technical occupations related to natural and applied sciences	NOC Skill Level B	93	27.6	22
27.	52	Technical occupations in art, culture, recreation and sport	NOC Skill Level B	87	21.8	22

MULTILINGUAL JOB POSTINGS BY THE NUMBERS

ACTIVE POSTINGS
275

NEW POSTINGS
3

COMPANIES
145

LANGUAGES
10

OF DAYS POSTED

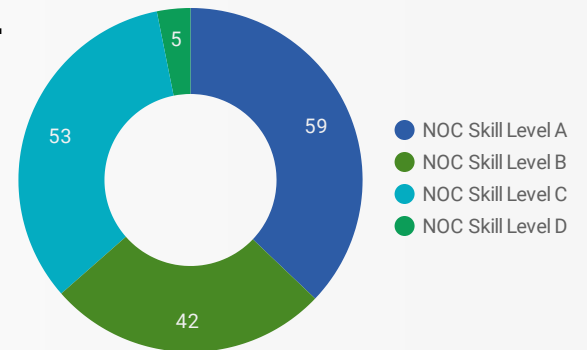
AVERAGE
20.5

MEDIAN
22

MULTILINGUAL JOB POSTINGS BY SKILL LEVEL

What language skills are employers looking for by occupational skill level?

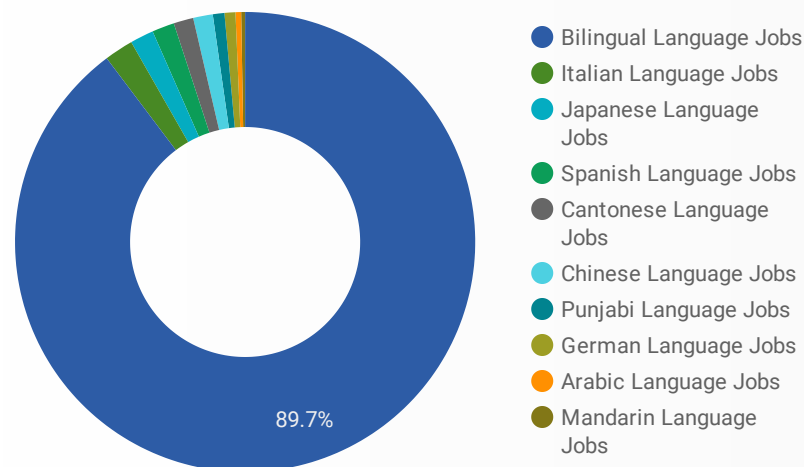
- 59** Skill Level A - Management/ Professional Occupations usually requiring University
- 42** Skill Level B - Usually college education or apprenticeship training
- 53** Skill Level C - Usually secondary education or occupation-specific training
- 5** Skill Level D - Usually on-the-job training



LANGUAGES	NOC Skill Level A	NOC Skill Level B	NOC Skill Level C	NOC Skill Level D
Bilingual Lan...	3
Chinese Lang...	2	2	1	
Cantonese La...	3			
Spanish Lang...		3		
Japanese La...		2	1	
Punjabi Lang...		1		
Mandarin Lan...			1	

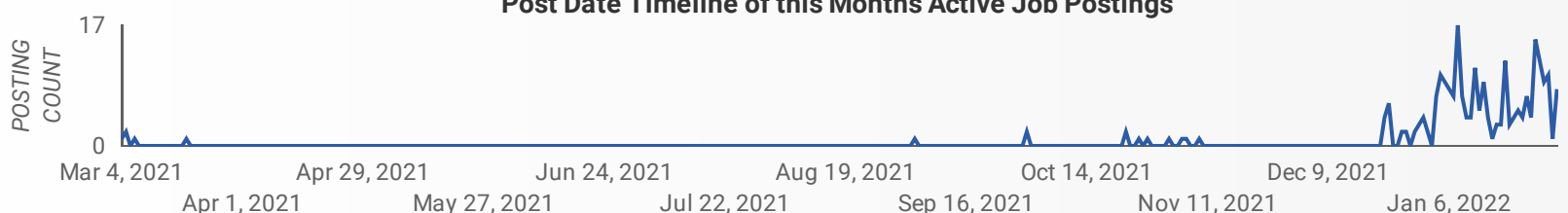
LANGUAGE SKILLS BREAKDOWN

Which kinds of language skills do employers seek?



LANGUAGES	POSTING COUNT
1. Bilingual Language Jobs	244
2. Spanish Language Jobs	7
3. Cantonese Language Jobs	6
4. Chinese Language Jobs	5
5. Italian Language Jobs	4
6. Japanese Language Jobs	3
1 - 10 / 10	

Post Date Timeline of this Month's Active Job Postings



LANGUAGE SKILLS BEING RECRUITED BY SKILL TYPE

What language skills are sought by 1-Digit NOC?

SKILL TYPE NAME	Bilingual ...	Chinese ...	Cantones...	Spanish ...	Japanese...	Punjabi L...	Grand total
Business, finance and administration occu...	21						21
Health occupations	7	1	1				9
Management occupations	20	2					22
Natural and applied sciences and related o...	5			3			8
Occupations in art, culture, recreation and ...							1
Occupations in education, law and social, ...	37		2				39
Sales and service occupations	47	2			3	1	55
Trades, transport and equipment operator...	4						4
Grand total	141	5	3	3	3	1	159

MULTILINGUAL JOB POSTINGS BY MUNICIPALITY

What language skills are sought by 4-Digit NOC?

	MUNICIPALITY	JOB LANGUAGES	AVG POSTING LENGTH IN DAYS	MEDIAN POSTING LENGTH IN DAYS
1.	City of Oshawa	91	24.8	22
2.	City of Pickering	52	25.0	22
3.	City of Whitby	44	23.4	22
4.	Municipality of Clarington	35	23.9	22
5.	City of Ajax	28	22.8	22
6.	Municipality of Uxbridge	7	25.8	22
7.	Municipality of Scugog	4	29.1	22
8.	Municipality of Brock	1	36.0	22



LANGUAGE DEMAND BY JOB

What language skills are sought by 4-Digit NOC?

4 DIGIT NOC NAME	POSTINGS
1. Retail salespersons	17
2. Other customer and information services re...	14
3. Elementary and secondary school teacher a...	12
4. Retail and wholesale trade managers	7
5. Elementary school and kindergarten teachers	7
6. Other financial officers	6
7. Registered nurses and registered psychiatri...	6
8. Corporate sales managers	5
9. Cooks	5
10. Home support workers, housekeepers and r...	4
11. Other instructors	4
12. Administrative assistants	4
13. Advertising, marketing and public relations ...	3
14. Cashiers	3
15. Retail sales supervisors	3
16. Butchers, meat cutters and fishmongers - re...	3
17. Landscape and horticulture technicians and...	3
18. Retail and wholesale buyers	3
19. Early childhood educators and assistants	3
20. Banking, credit and other investment manag...	2
21. Automotive service technicians, truck and b...	2
22. Insurance adjusters and claims examiners	2
23. Employment counsellors	2
24. Food and beverage servers	2
25. Social policy researchers, consultants and p...	2
26. Insurance agents and brokers	2
27. Professional occupations in advertising, ma...	2
28. Business development officers and marketi...	1
29. Supervisors, supply chain, tracking and sche...	1
30. Accounting and related clerks	1
31. Landscape architects	1

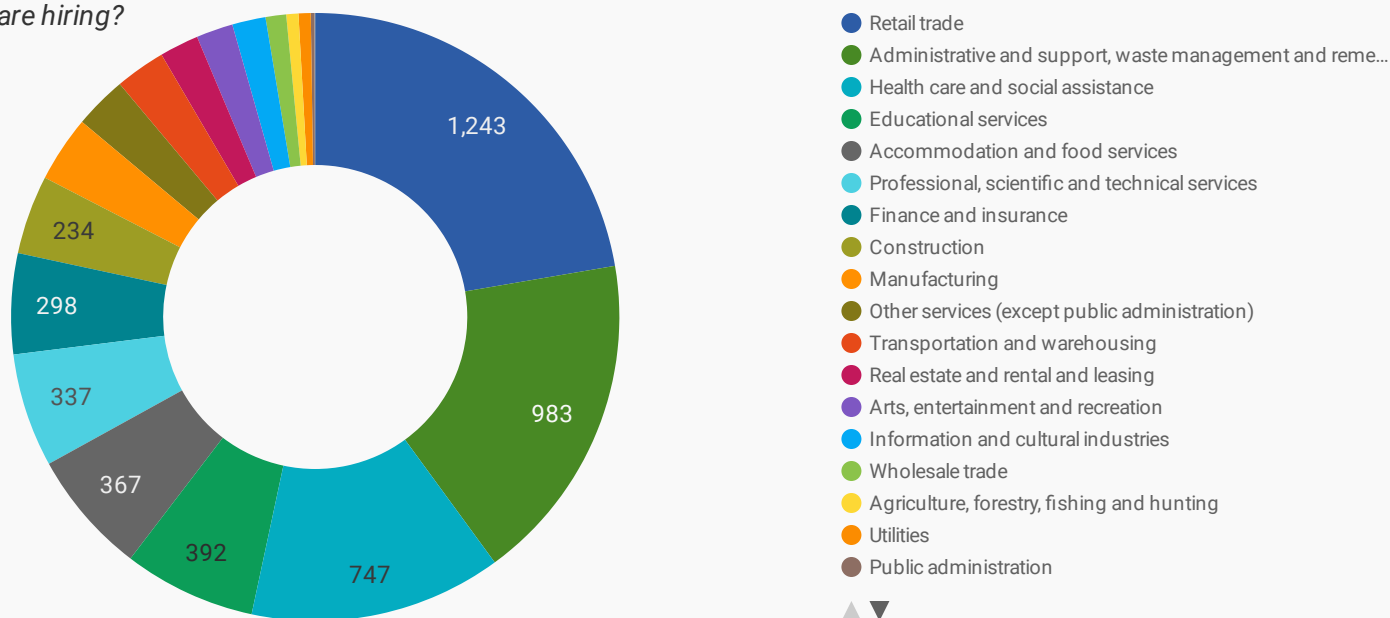
MULTILINGUAL HIRING EMPLOYERS

Which employers are seeking multilingual candidates?

COMPANY	POSTINGS
1. Bell Canada	11
2. Peterborough Victoria Northumberland and Clarington Catholic DSB	11
3. Durham District School Board	10
4. Durham Catholic District School Board	8
5. General Motors	6
6. Municipal Property Assessment Corporation	6
7. Conservation Land Stewardship	6
8. Concentrix	5
9. AECOM Technology Corporation	5
10. Farm Boy	5
11. East Penn Canada	4
12. La Source	4
13. F1Tech	4
14. BELL MOBILITY/BELL MOBILITÄ%	4
15. GLS Canada	4
16. Farm Boy Inc.	4
17. Intact	4
18. The Source (Bell) Electronics Inc.	3
19. Reitmans Canada Limited	3
20. Sylvan Learning Centre	3
21. Laura Canada	3
22. Early Learners' Montessori School- Whitby	3
23. Concentrix Corporation	3
24. Canon	3
25. Agilec	3
26. Copart	3
27. AFM Industries	3
28. Le Conseil des organismes francophones de la rÃ©gion de Durham	3
29. Bell	3

TOP HIRING SECTORS BY 2-DIGIT NAICS CODE

What sectors are hiring?



	2-DIGIT NAICS LABEL	NAICS CODE	POSTING COUNT ▼	AVG POSTING LENGTH IN DAYS	MEDIAN POSTING LENGTH IN DAYS
1.	Retail trade	44-45	1,243	21.0	22
2.	Administrative and support, waste management and remediation services	56	983	31.1	22
3.	Health care and social assistance	62	747	24.6	22
4.	Educational services	61	392	20.0	22
5.	Accommodation and food services	72	367	27.8	22
6.	Professional, scientific and technical services	54	337	24.9	22
7.	Finance and insurance	52	298	21.8	22
8.	Construction	23	234	27.7	22
9.	Manufacturing	31-33	196	23.1	22
10.	Other services (except public administration)	81	156	25.8	22
11.	Transportation and warehousing	48-49	149	30.5	22
12.	Real estate and rental and leasing	53	116	23.4	22
13.	Arts, entertainment and recreation	71	109	21.1	22
14.	Information and cultural industries	51	99	15.2	21.5
15.	Wholesale trade	41	61	19.4	22
16.	Agriculture, forestry, fishing and hunting	11	36	31.0	22
17.	Utilities	22	36	20.6	22
18.	Public administration	91	11	22.0	22
19.	Management of companies and enterprises	55	1	22.0	22
20.	Mining, quarrying, and oil and gas extraction	21	1	22.0	22

NOTE: NAICS code 56 includes Employment Agencies. Manufacturing includes codes 31-33, Retail Trade includes codes 44-45 and Transportation and Warehousing includes codes 48-49.

TOP HIRING SECTORS BY 3-DIGIT NAICS CODE

What sectors are hiring?

	3-DIGIT NAICS LABEL	NAICS CODE	POSTING COUNT ▾	AVG POSTING LENGTH IN DAYS	MEDIAN POSTING LENGTH IN DAYS
1.	Administrative and support services	561	929	31.4	22
2.	Educational services	611	392	20.0	22
3.	Ambulatory health care services	621	382	25.0	22
4.	Professional, scientific and technical services	541	337	24.9	22
5.	Food services and drinking places	722	334	28.4	22
6.	Nursing and residential care facilities	623	278	24.3	22
7.	Food and beverage stores	445	212	17.2	15
8.	Motor vehicle and parts dealers	441	180	32.1	22
9.	Credit intermediation and related activities	522	177	20.4	22
10.	Furniture and home furnishings stores	442	167	12.6	15
11.	Health and personal care stores	446	167	20.7	22
12.	General merchandise stores	452	154	22.3	22
13.	Specialty trade contractors	238	150	28.6	22
14.	Building material and garden equipment and supplies dealers	444	147	15.3	16
15.	Personal and laundry services	812	116	23.0	22
16.	Amusement, gambling and recreation industries	713	109	21.1	22
17.	Insurance carriers and related activities	524	104	20.2	21.5
18.	Telecommunications	517	95	15.0	21
19.	Clothing and clothing accessories stores	448	94	25.4	22
20.	Social assistance	624	87	23.6	22
21.	Truck transportation	484	85	25.9	22
22.	Construction of buildings	236	75	26.7	22
23.	Real estate	531	74	24.6	22
24.	Transportation equipment manufacturing	336	71	18.9	16.5
25.	Waste management and remediation services	562	54	24.2	22
26.	Miscellaneous store retailers	453	44	30.3	22
27.	Electronics and appliance stores	443	40	21.9	22
28.	Rental and leasing services	532	39	21.5	22
29.	Crop production	111	36	31.0	22
30.	Fabricated metal product manufacturing	332	33	22.9	15
31.	Utilities	221	33	22.2	22

TOP HIRING SECTORS BY 4-DIGIT NAICS CODE

What sectors are hiring?

	4-DIGIT NAICS LABEL	NAICS CODE	POSTING COUNT ▾	AVG POSTING LENGTH IN DAYS	MEDIAN POSTING LENGTH IN DAYS
1.	Employment services	5613	627	31.5	22
2.	Full-service restaurants and limited-service eating places	7225	314	28.9	22
3.	Elementary and secondary schools	6111	257	17.0	7
4.	Grocery stores	4451	206	17.3	15
5.	Community care facilities for the elderly	6233	181	23.5	22
6.	Health and personal care stores	4461	167	20.7	22
7.	Home health care services	6216	158	31.1	22
8.	Building material and supplies dealers	4441	142	15.2	16
9.	Depository credit intermediation	5221	142	18.5	22
10.	Furniture stores	4421	140	11.2	6
11.	Services to buildings and dwellings	5617	135	28.2	22
12.	Automobile dealers	4411	127	35.3	22
13.	Investigation and security services	5616	115	37.6	29
14.	Department stores	4521	112	12.8	15
15.	Agencies, brokerages and other insurance related activities	5242	104	20.2	21.5
16.	Advertising, public relations, and related services	5418	103	16.6	12
17.	Personal care services	8121	102	23.3	22
18.	Architectural, engineering and related services	5413	101	28.3	22
19.	Nursing care facilities	6231	96	25.7	22
20.	Wired and wireless telecommunications carriers(except satellite)	5173	95	15.0	21
21.	Other amusement and recreation industries	7139	88	22.0	22
22.	Clothing stores	4481	86	25.8	22
23.	General freight trucking	4841	80	24.7	22
24.	Offices of dentists	6212	80	20.8	22
25.	Offices of other health practitioners	6213	77	19.7	22
26.	Community colleges and C.E.G.E.P.s	6112	77	25.3	22
27.	Motor vehicle manufacturing	3361	71	18.9	16.5
28.	Building equipment contractors	2382	71	32.7	22
29.	Remediation and other waste management services	5629	44	23.0	22
30.	Non-residential building construction	2362	43	31.4	22
31.	Individual and family services	6241	43	20.9	22

TOP HIRING SECTORS BY 5-DIGIT NAICS CODE

What sectors are hiring?

	5-DIGIT NAICS LABEL	NAICS CODE	POSTING COUNT ▾	AVG POSTING LENGTH IN DAYS	MEDIAN POSTING LENGTH IN DAYS
1.	Employment placement agencies and executive search services	56131	610	30.8	22
2.	Full-service restaurants and limited-service eating places	72251	314	28.9	22
3.	Elementary and secondary schools	61111	257	17.0	7
4.	Supermarkets and other grocery (except convenience) stores	44511	200	17.3	15
5.	Community care facilities for the elderly	62331	181	23.5	22
6.	Home health care services	62161	158	31.1	22
7.	Furniture stores	44211	140	11.2	6
8.	Hardware stores	44413	134	15.2	16
9.	Banking	52211	131	18.2	21.5
10.	Department stores	45211	112	12.8	15
11.	Investigation, guard and armoured car services	56161	110	38.1	29
12.	Insurance agencies and brokerages	52421	98	20.2	21
13.	Engineering services	54133	98	28.5	22
14.	Nursing care facilities	62311	96	25.7	22
15.	Wired and wireless telecommunications carriers (except satellite)	51731	95	15.0	21
16.	Advertising agencies	54181	87	16.6	11
17.	Used car dealers	44112	84	41.1	22
18.	Offices of dentists	62121	80	20.8	22
19.	Community colleges and C.E.G.E.P.s	61121	77	25.3	22
20.	Other health and personal care stores	44619	72	17.0	15
21.	Automobile and light-duty motor vehicle manufacturing	33611	71	18.9	16.5
22.	Pharmacies and drug stores	44611	65	20.7	22
23.	Janitorial services	56172	60	29.2	22
24.	Fitness and recreational sports centres	71394	52	21.1	22
25.	Hair care and esthetic services	81211	51	19.9	22
26.	Other personal care services	81219	51	26.9	31
27.	Landscaping services	56173	48	27.0	22
28.	Electrical contractors and other wiring installation contractors	23821	46	39.1	22
29.	General freight trucking, local	48411	45	22.4	22
30.	New car dealers	44111	43	24.0	22
31.	All other general merchandise stores	45299	42	36.4	22

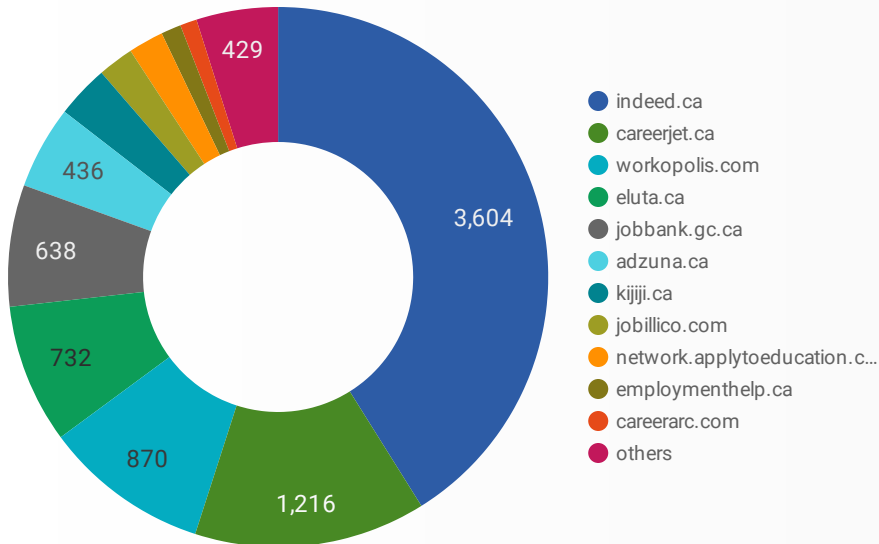
TOP HIRING SECTORS BY 6-DIGIT NAICS CODE

What sectors are hiring?

	6-DIGIT NAICS LABEL	NAICS CODE	POSTING COUNT ▼	AVG POSTING LENGTH IN DAYS	MEDIAN POSTING LENGTH IN DAYS
1.	Employment placement agencies and executive search services	561310	610	30.8	22
2.	Elementary and secondary schools	611110	257	17.0	7
3.	Supermarkets and other grocery (except convenience) stores	445110	200	17.3	15
4.	Limited-service eating places	722512	186	26.6	22
5.	Community care facilities for the elderly	623310	181	23.5	22
6.	Home health care services	621610	158	31.1	22
7.	Furniture stores	442110	140	11.2	6
8.	Hardware stores	444130	134	15.2	16
9.	Personal and commercial banking industry	522111	131	18.2	21.5
10.	Full-service restaurants	722511	128	33.0	22
11.	Department stores	452110	112	12.8	15
12.	Security guard and patrol services	561612	108	38.3	29.5
13.	Engineering services	541330	98	28.5	22
14.	Insurance agencies and brokerages	524210	98	20.2	21
15.	Nursing care facilities	623110	96	25.7	22
16.	Wired and wireless telecommunications carriers (except satellite)	517310	95	15.0	21
17.	Advertising agencies	541810	87	16.6	11
18.	Used car dealers	441120	84	41.1	22
19.	Offices of dentists	621210	80	20.8	22
20.	Community colleges and C.E.G.E.P.s	611210	77	25.3	22
21.	Automobile and light-duty motor vehicle manufacturing	336110	71	18.9	16.5
22.	All other health and personal care stores	446199	68	16.5	15
23.	Pharmacies and drug stores	446110	65	20.7	22
24.	Janitorial services (except window cleaning)	561722	60	29.2	22
25.	Fitness and recreational sports centres	713940	52	21.1	22
26.	Other personal care services	812190	51	26.9	31
27.	Landscaping services	561730	48	27.0	22
28.	Electrical contractors and other wiring installation contractors	238210	46	39.1	22
29.	General freight trucking, local	484110	45	22.4	22
30.	New car dealers	441110	43	24.0	22
31.	Commercial and institutional building construction	236220	42	22.2	22

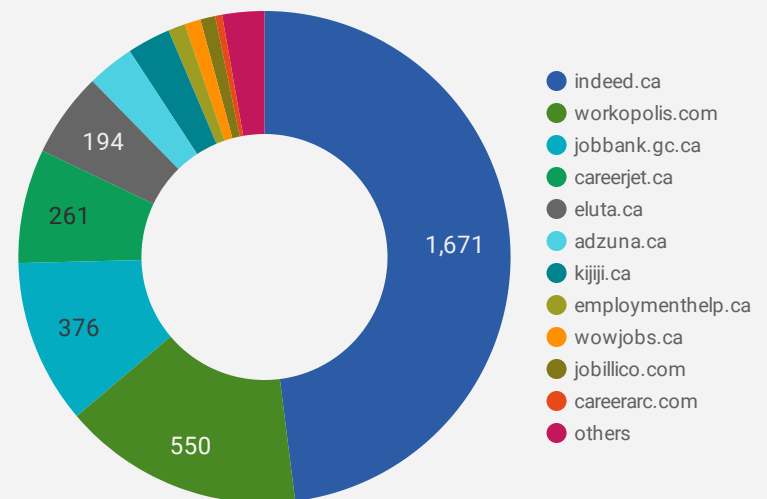
JOB POSTINGS BY JOB BOARD

What share of unique job postings appear on each job board?



COMPANIES BY JOB BOARD

What share of unique job postings appear on each job board?



JOB POSTING DETAILS BY JOB BOARD

How does job posting activity differ by job board?

	JOB BOARD	POSTING COUNT ▾	AVG POSTING LENGTH IN DAYS	MEDIAN POSTING LENGTH IN DAYS	# OF COMPANIES
1.	indeed.ca	3,604	21.9	22	1,671
2.	careerjet.ca	1,216	35.9	26	261
3.	workopolis.com	870	15.0	15	550
4.	eluta.ca	732	22.0	22	194
5.	jobbank.gc.ca	638	39.0	30	376
6.	adzuna.ca	436	15.0	15	108
7.	kijiji.ca	278	14.9	15	99
8.	jobillico.com	188	23.1	15	34
9.	network.applytoeducation.com	185	8.0	6	6
10.	employmenthelp.ca	105	88.8	93	39
11.	careerarc.com	88	53.8	52	16
12.	wowjobs.ca	48	16.0	16	37
13.	workinnonprofits.ca	48			13
14.	randstad.ca	47	65.5	76	1
15.	careerbuilder.ca	41	28.6	31	15
16.	druhc.1c1.ca	28	16.0	16	1
17.	pickering.ca	27	18.8	20	1