

JOB DEMAND REPORT

NOVEMBER 2021

HIGHLIGHTS

JOB POSTINGS BY THE NUMBERS

POSTING COUNT	NEW THIS MONTH	COMPANIES	JOB BOARDS
9,857	5,895	3,181	35

OF DAYS POSTED

AVERAGE	MEDIAN
23.1	22

REPORT BUILDER

The default filter selection below will show all job demand data for the month. You can use the filters to create a customized report for the purpose of understanding a subset of the data.

OCCUPATION FILTERS

SKILL TYPE NAME / 1-DIGIT NOC	▼
MAJOR GROUP / 2-DIGIT NOC	▼
MINOR GROUP / 3-DIGIT NOC	▼
UNIT GROUP / 4-DIGIT NOC	▼
SKILL LEVEL	▼
JOB TYPE	▼
JOB DURATION	▼
ADDITIONAL LANGUAGE	▼
SPECIFIC JOB TAGS	▼

INDUSTRY/SECTOR FILTERS

HIRING SECTOR BY 2-DIGIT NAICS CODE	▼
HIRING SECTOR BY 3-DIGIT NAICS CODE	▼
HIRING SECTOR BY 4-DIGIT NAICS CODE	▼
HIRING SECTOR BY 5-DIGIT NAICS CODE	▼
HIRING SECTOR BY 6-DIGIT NAICS CODE	▼

OTHER FILTERS

MUNICIPALITY	▼
JOB BOARD	▼

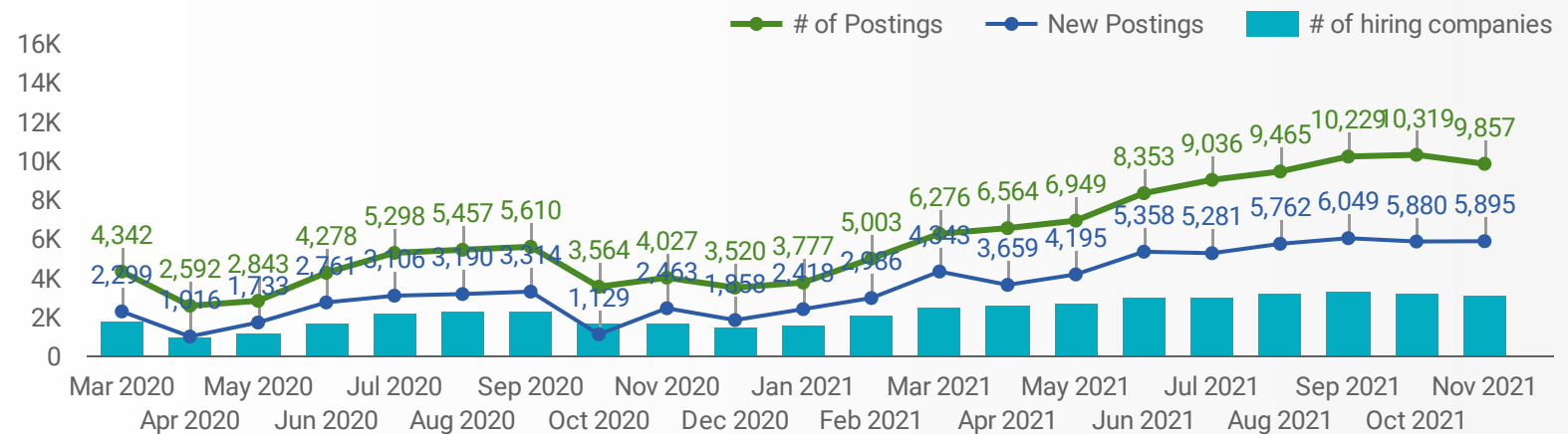
NOC = National Occupation Classification | NAICS = North American Industry Classification System

Source:

Job posting data collected by Durham Workforce Authority from job boards and employer websites who recruit candidates in Durham Region.

JOB POSTINGS BY MONTH FOR DURHAM REGION

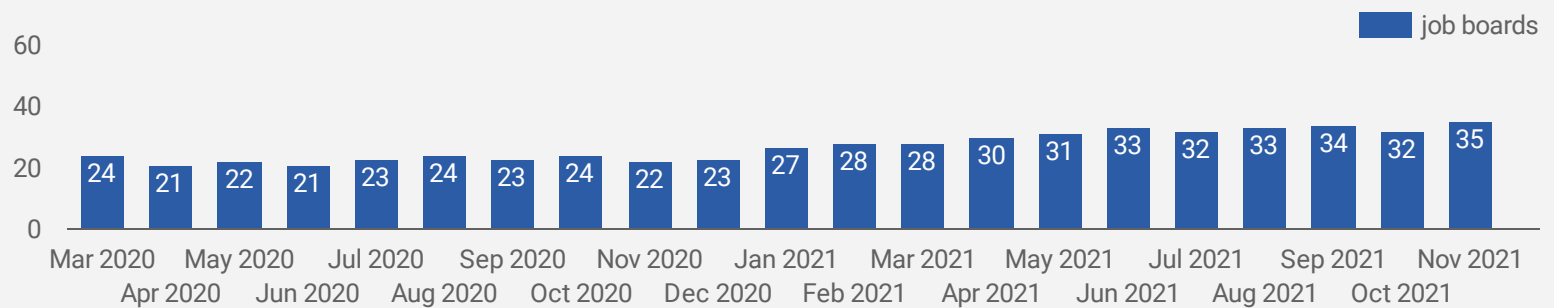
How many job postings were active for at least 1 day this month?



NOTE: This graph cannot be filtered using the controls on the cover page

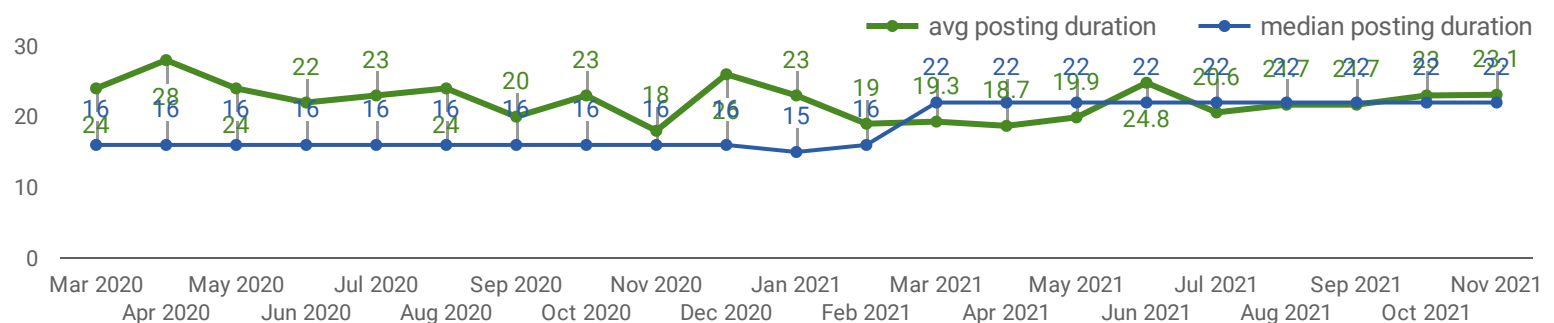
NUMBER OF ACTIVE JOB BOARDS

How many job postings were active for at least 1 day this month on these job boards?



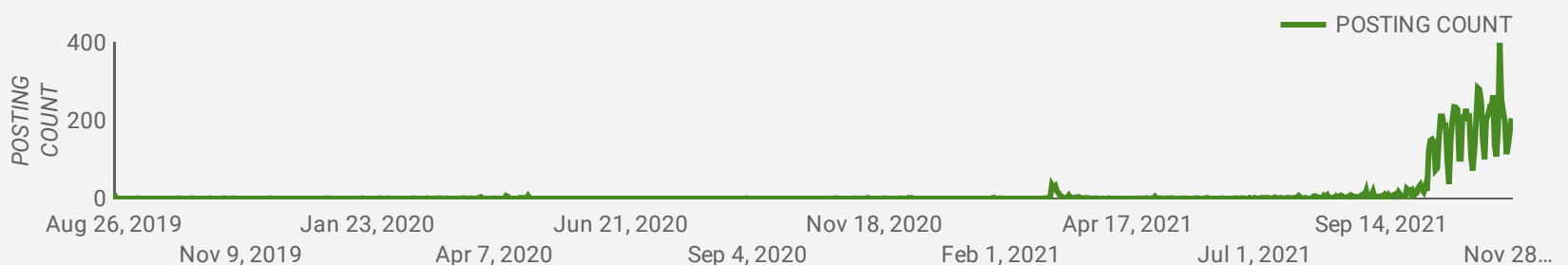
AVG & MEDIAN POSTING LENGTH BY DAYS

How long are employers having to recruit for to find candidates to fill their job vacancies?



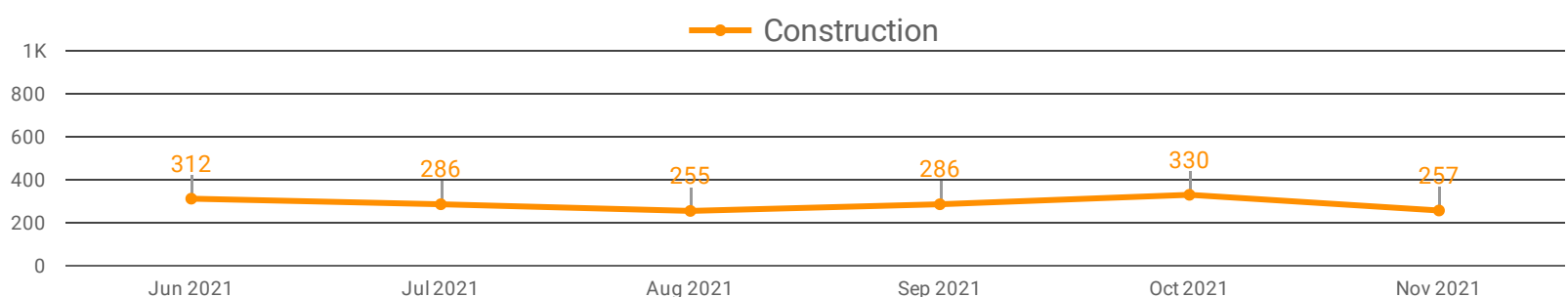
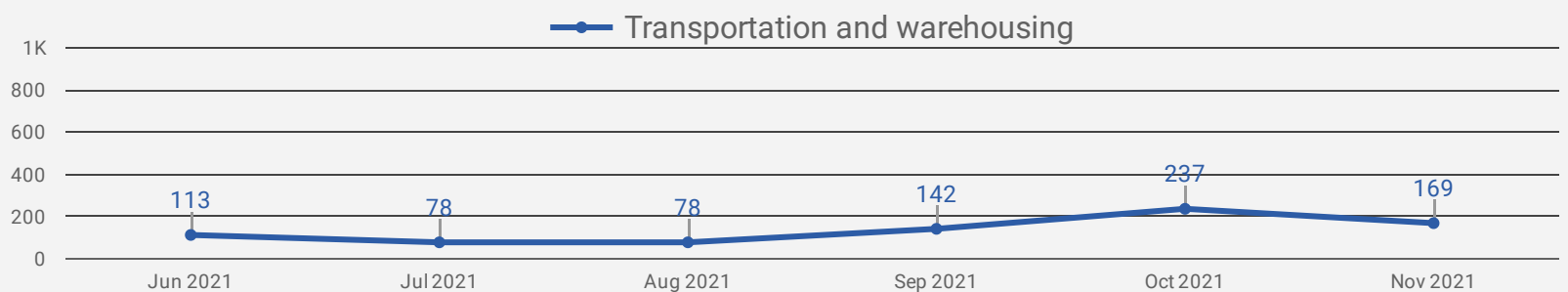
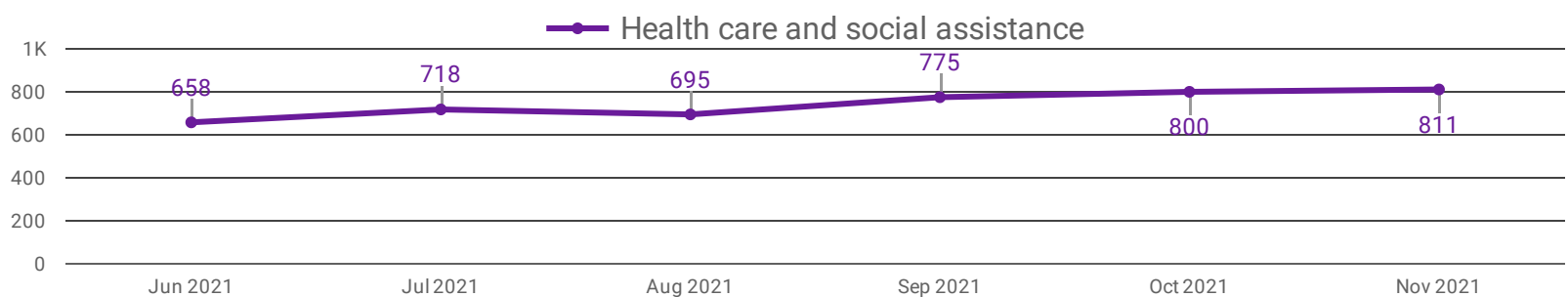
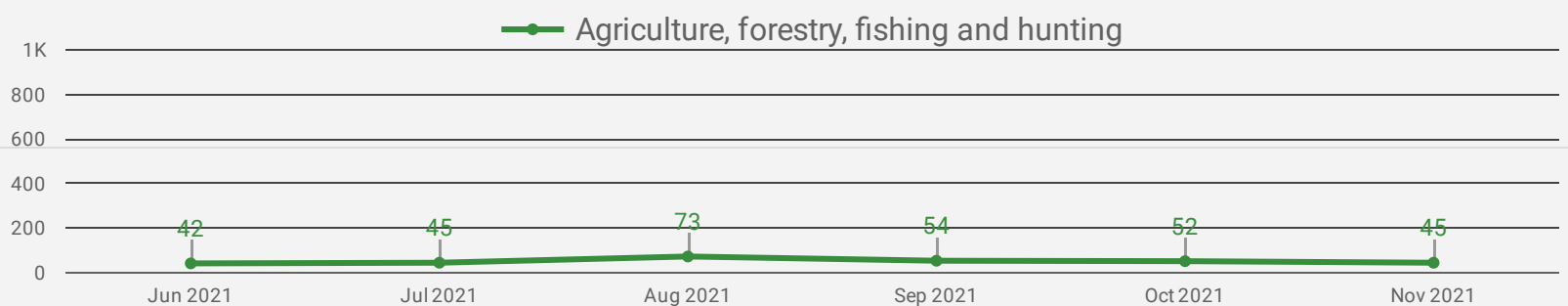
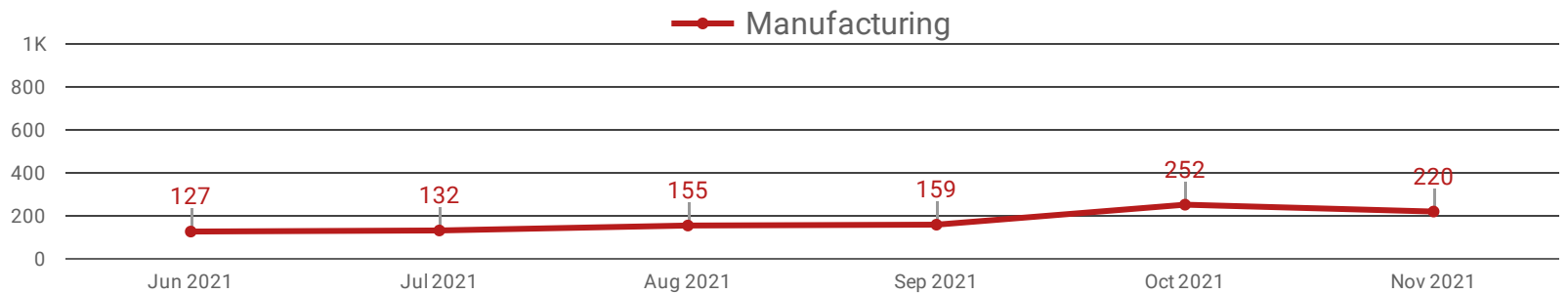
POST DATE TIMELINE FOR THIS MONTH'S ACTIVE JOB POSTINGS

How many job postings were active for at least 1 day this month?



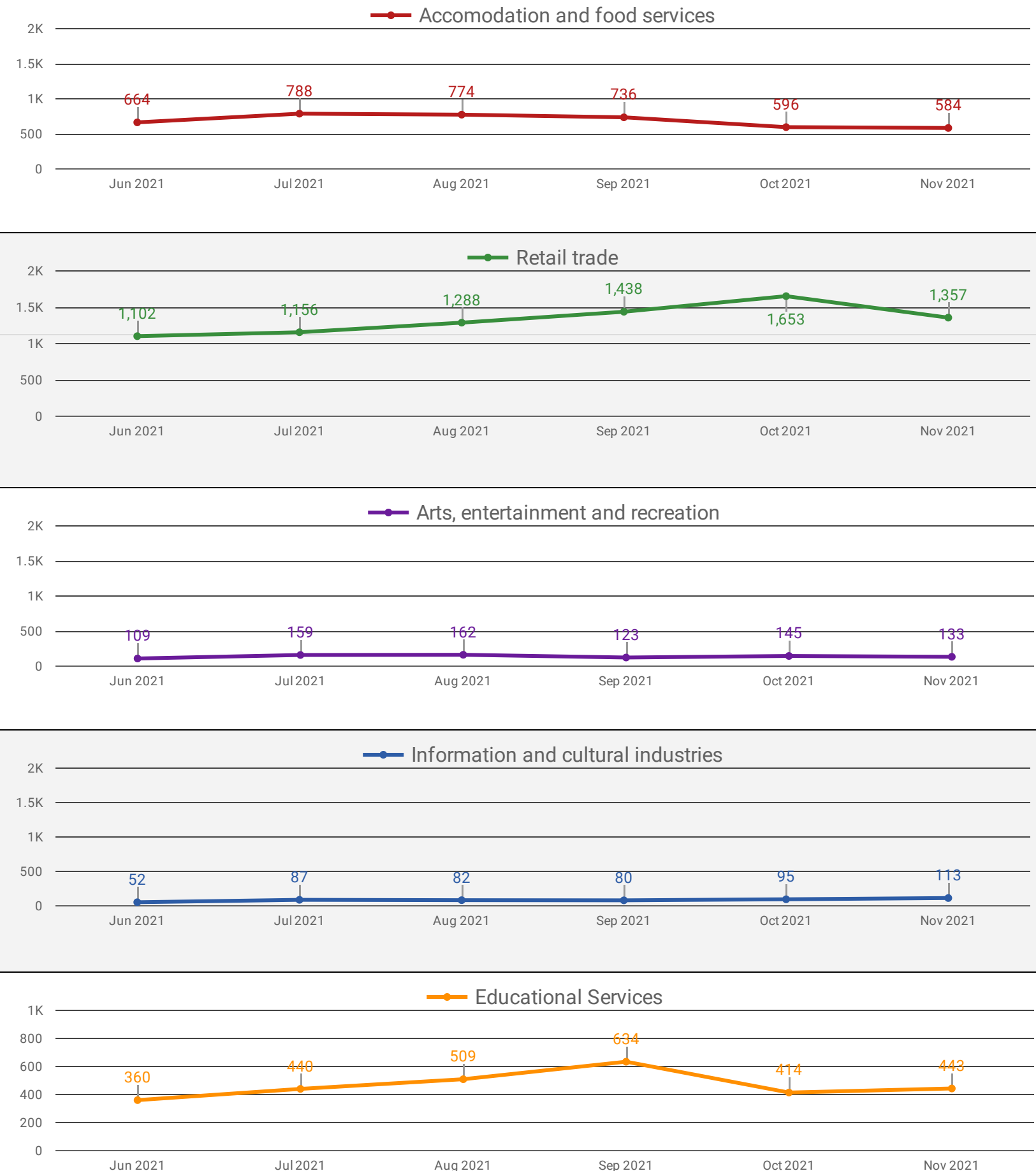
DEMAND BY KEY SECTOR (DURHAM REGION)

How many job postings were active for at least 1 day this month by sector?



DEMAND BY IMPACTED SECTOR (DURHAM REGION)

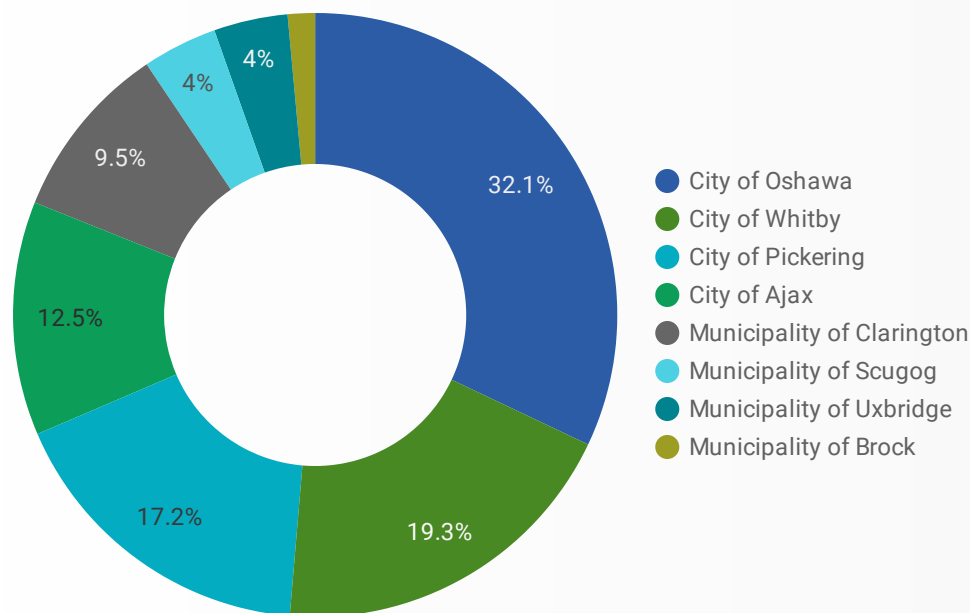
How many job postings were active for at least 1 day this month by sector?



JOB POSTINGS BY MUNICIPALITY

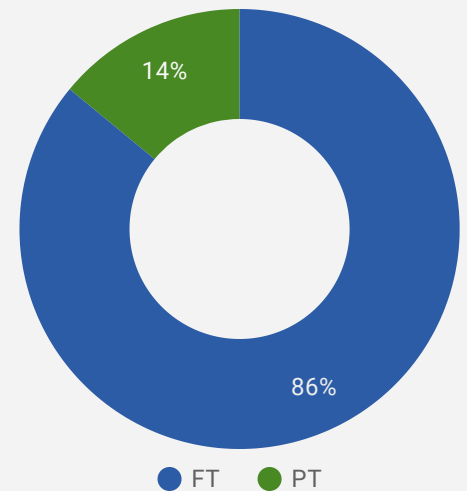
How many job postings were active for at least 1 day this month?

	MUNICIPALITY	POSTING COUNT	AVG POSTING LENGTH IN DAYS	MEDIAN POSTING LENGTH IN DAYS
1.	City of Oshawa	3,072	21.9	22
2.	City of Whitby	1,849	23.7	22
3.	City of Pickering	1,650	22.5	22
4.	City of Ajax	1,200	24.0	22
5.	Municipality of Clarington	911	21.6	22
6.	Municipality of Scugog	384	29.3	22
7.	Municipality of Uxbridge	379	27.2	22
8.	Municipality of Brock	140	30.4	22



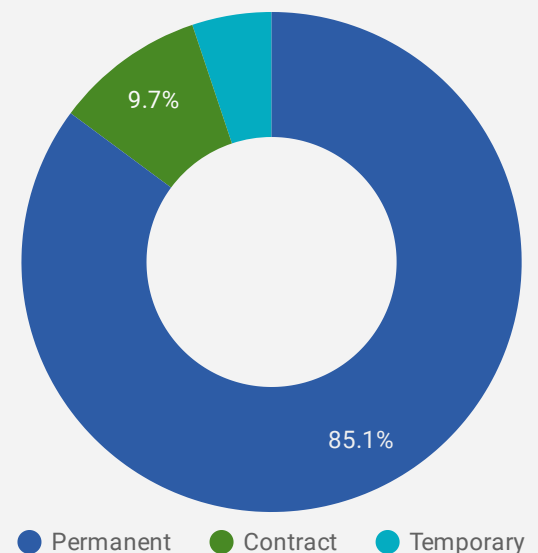
JOB TYPE

Full-time vs Part-time



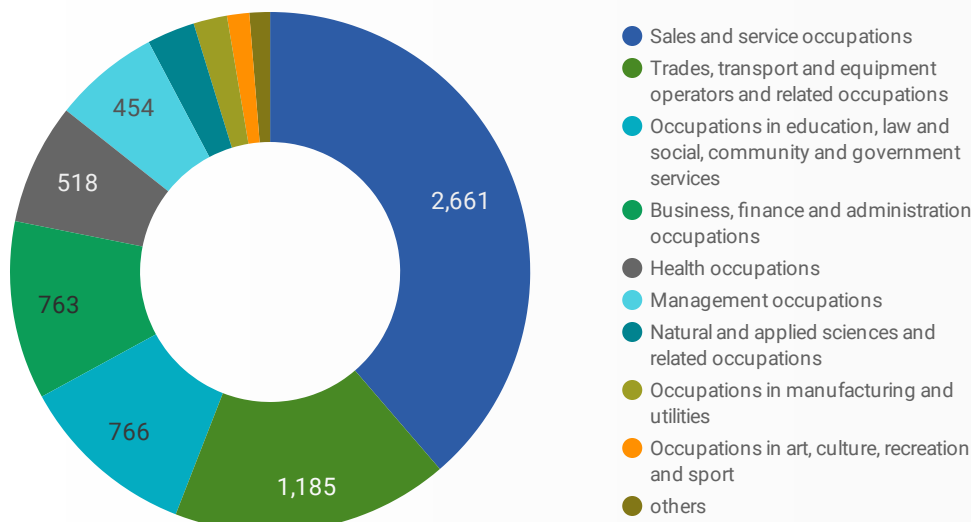
JOB DURATION

Permanency of jobs posted



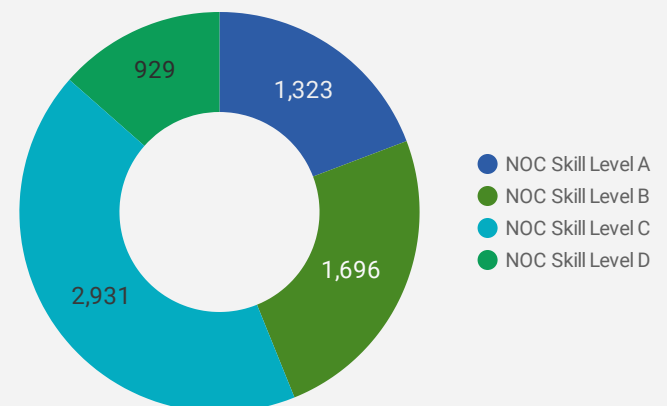
JOB POSTINGS BY SKILL TYPE

What skill type is being recruited?



JOB POSTINGS BY SKILL LEVEL

What education do occupations typically require?



Skill Level A = Usually University education | Skill Level B = Usually College education or Apprenticeship training | Skill Level C = Usually Secondary education or occupation-specific training | Skill Level D = Usually on-the-job training

TOP HIRING EMPLOYERS & AGENCIES

Who is hiring?

	COMPANY	MUNICIPALITY	POSTINGS COUNT ▾	AVG POSTING LENGTH IN DAYS	MEDIAN POSTING LENGTH IN DAYS
1.	Randstad	City of Oshawa	107	19.5	22
2.	Ontario Tech University	City of Oshawa	68	20.4	22
3.	Durham District School Board	City of Whitby	63	43.4	22
4.	Durham College	City of Oshawa	62	20.3	22
5.	BDO	City of Oshawa	57	21.6	15
6.	Randstad Canada	City of Oshawa	57	17.6	14
7.	General Motors	City of Oshawa	47	20.4	22
8.	Durham District School Board	City of Oshawa	42	41.6	22
9.	Lakeridge Health	City of Oshawa	41	21.6	22
10.	The Emerson Management Group	City of Oshawa	35	9.3	9
11.	Thermo Fisher Scientific	City of Whitby	34	29.1	23
12.	Finesight Solutions	City of Pickering	34	16.8	17
13.	Ontario Shores Centre for Mental Health Services	City of Whitby	31	22.0	22
14.	Durham Catholic District School Board	City of Oshawa	30	29.5	22
15.	City of Pickering	City of Pickering	29	18.4	21
16.	VPI Working Solutions	City of Oshawa	29	89.2	86
17.	Procom	City of Oshawa	29	7.2	4
18.	Sienna Senior Living	City of Oshawa	28	18.9	22
19.	Durham District School Board	City of Ajax	27	23.1	22
20.	CannaPiece	City of Pickering	26	20.8	22
21.	City of Oshawa	City of Oshawa	26	22.0	22
22.	Randstad	City of Whitby	23	25.2	22
23.	Compass Group	City of Oshawa	23	14.0	22
24.	Lowe's	City of Pickering	22	21.3	22
25.	Weins Canada	City of Oshawa	22	27.2	22
26.	Loblaw Companies Limited	City of Ajax	22	18.5	19
27.	East Penn Canada	Municipality of Clarington	21	22.0	22
28.	Essential Business Business Development Firm	City of Pickering	21	5.0	5
29.	Durham Region	Municipality of Uxbridge	20	45.1	40
30.	McDonald's Restaurants	City of Oshawa	20	16.4	15

TOP HOURLY WAGES IN JOB POSTINGS

What are employers willing to pay to find the perfect candidate?

of Minimum Wage Job Postings

237

	JOB TITLE	COMPANY	LOCATION	WAGE VALUE ▾
1.	Board Certified Behaviour Analyst	sidebysidetherapy.ca	City of Oshawa	115
2.	Av Technician	Auxe	City of Oshawa	100
3.	Tool And Die Designer	PRECISE TOOL AND DIE LIMITED	City of Whitby	85
4.	Part-time Optometrist, Independent	Alpha Optical	City of Oshawa	80
5.	Construction Site Superintendent	MAHAN FORM PLUS LTD	City of Pickering	80
6.	21-080- Technical Procedures Subject Matter Expert (sme)	Morson Canada	Municipality of Clarington	75
7.	21-086 - Cost & Schedule Analyst	Morson International	Municipality of Clarington	75
8.	Psychologist	Lakeridge Health	City of Oshawa	70.19
9.	Np Medical Program	Lakeridge Health	City of Oshawa	67.03
10.	Reflexologist	Village Roots Wellness	City of Whitby	65
11.	Yoga Instructor	IOCE INC	City of Whitby	65
12.	Patient Care Manager, Operating Room Lhb	Lakeridge Health	Municipality of Scugog	65
				1 - 100 / 2862 < >

TOP SALARIES IN JOB POSTINGS

What are employers willing to pay to find the perfect candidate?

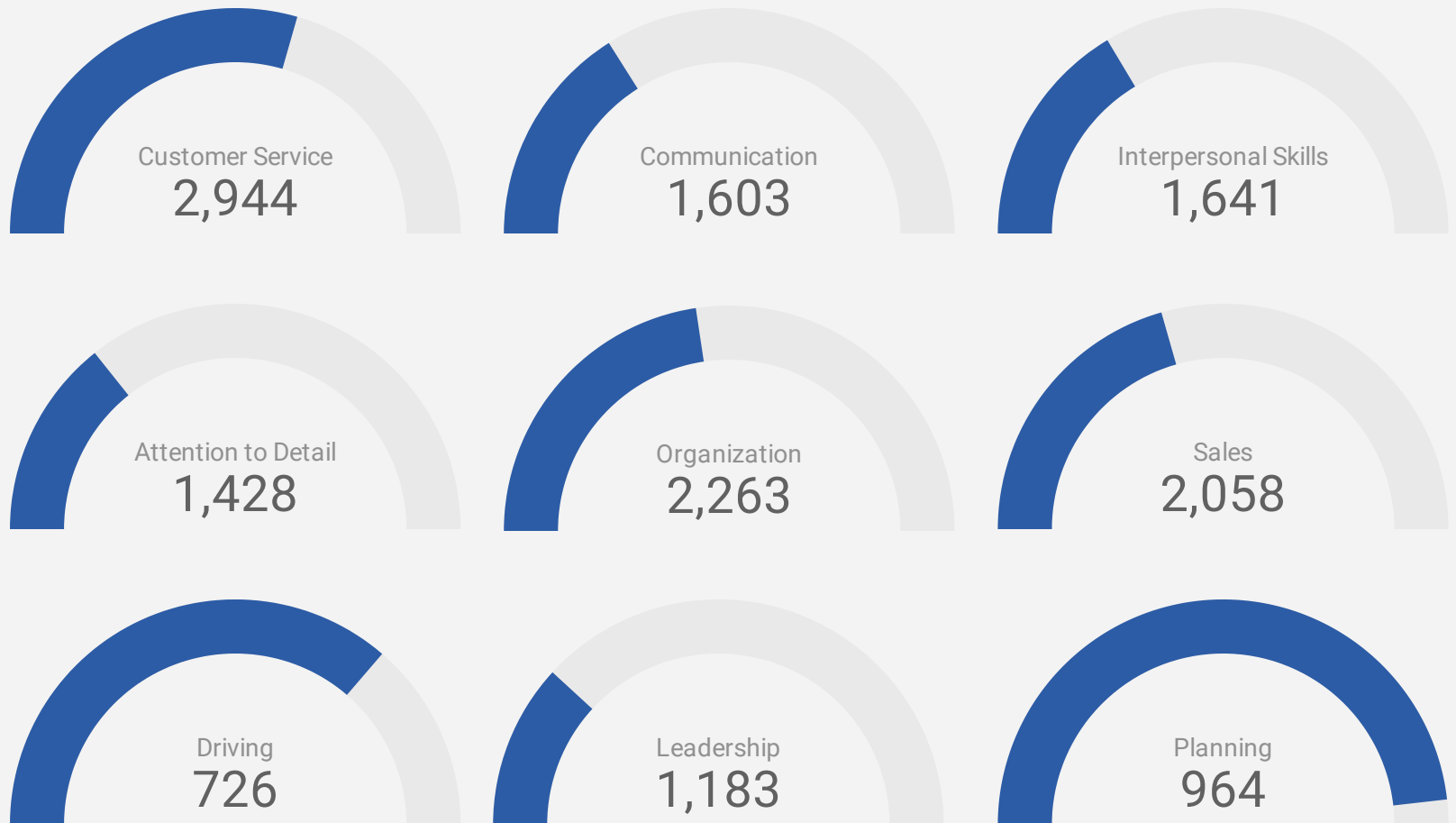
	JOB TITLE	COMPANY	LOCATION	WAGE VALUE ▾
1.	Realtor	One Percent Realty Ltd. Brokerage	City of Oshawa	350,000
2.	Realtor	One Percent Realty Ltd. Brokerage	City of Pickering	350,000
3.	Family Physician	Jack Nathan Health	City of Oshawa	300,000
4.	Associate Dentist	Beaverton Dental Office	Municipality of Brock	297,090
5.	Real Estate Agent	Red House Realty, Brokerage	City of Oshawa	238,243
6.	Portfolio Chief Financial Officer - Oshawa, Durham Region	The CFO Centre Limited	City of Oshawa	206,485
7.	Used Car Salesman/woman	Approval Store	City of Ajax	200,000
8.	Insurance Broker	Distinct Insurance	City of Whitby	200,000
9.	Outside Sales Representative - Residential	Renewal by Andersen	City of Pickering	200,000
10.	Speech-language Pathologist	All About Communication	Municipality of Brock	196,088
11.	150,000
				1 - 100 / 3948 < >

TOP IN-DEMAND SKILLS

How many times were these skills found in job postings?

ACTIVE JOB POSTINGS THIS MONTH

9,857

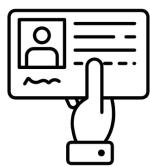


KEY JOB REQUIREMENTS

How often are these requirements desired in job postings?

ACTIVE JOB POSTINGS THIS MONTH

9,857



Driver's License
1,720



First Aid
537



Regular Access to a Vehicle
388



Criminal Record Check
487



Microsoft Office
603



Food Safety
252

TOP OCCUPATIONS BY SKILL, FREQUENCY & DURATION

What jobs are in-demand and/or hard to fill?

	4 DIGIT NOC	4 DIGIT NOC NAME	SKILL LEVEL	POSTING COUNT	AVG POSTING LENGTH IN DAYS	MEDIAN POSTING LENGTH IN DAYS
1.	6421	Retail salespersons	NOC Skill Level C	592	20.5	22
2.	7452	Material handlers	NOC Skill Level C	346	20.0	22
3.	6552	Other customer and information services representatives	NOC Skill Level C	283	19.7	22
4.	4412	Home support workers, housekeepers and related occupations	NOC Skill Level C	232	28.9	22
5.	6513	Food and beverage servers	NOC Skill Level C	222	22.2	22
6.	6322	Cooks	NOC Skill Level B	211	29.1	22
7.	6622	Store shelf stockers, clerks and order fillers	NOC Skill Level D	183	21.1	22
8.	6541	Security guards and related security service occupations	NOC Skill Level C	174	27.2	22
9.	621	Retail and wholesale trade managers	NOC Skill Level A	156	21.8	22
10.	1241	Administrative assistants	NOC Skill Level B	145	22.6	22
11.	6731	Light duty cleaners	NOC Skill Level D	138	23.2	22
12.	7611	Construction trades helpers and labourers	NOC Skill Level D	121	23.6	22
13.	6611	Cashiers	NOC Skill Level D	121	21.4	22
14.	7514	Delivery and courier service drivers	NOC Skill Level C	120	20.9	22
15.	4032	Elementary school and kindergarten teachers	NOC Skill Level A	109	31.1	22
16.	4011	University professors and lecturers	NOC Skill Level A	103	22.4	22
17.	7511	Transport truck drivers	NOC Skill Level C	98	23.5	22
18.	6711	Food counter attendants, kitchen helpers and related support occupations	NOC Skill Level D	96	20.7	22
19.	1414	Receptionists	NOC Skill Level C	94	21.1	22
20.	3012	Registered nurses and registered psychiatric nurses	NOC Skill Level A	90	36.7	22
21.	1114	Other financial officers	NOC Skill Level A	84	17.0	21
22.	4214	Early childhood educators and assistants	NOC Skill Level B	83	26.0	22
23.	9619	Other labourers in processing, manufacturing and utilities	NOC Skill Level D	74	22.6	22
24.	6222	Retail and wholesale buyers	NOC Skill Level B	72	28.4	22
25.	6311	Food service supervisors	NOC Skill Level B	68	28.5	22
26.	6733	Janitors, caretakers and building superintendents	NOC Skill Level D	66	22.7	22
27.	1411	General office support workers	NOC Skill Level C	65	22.2	22
28.	3219	Other medical technologists and technicians (except dental health)	NOC Skill Level B	64	19.3	22
29.	6211	Retail sales supervisors	NOC Skill Level B	59	21.7	22

JOB POSTINGS BY 3-DIGIT NATIONAL OCCUPATION CLASSIFICATION

What jobs are hard to fill and/or in-demand?

	3 DIGIT NOC	3 DIGIT NOC NAME	SKILL LEVEL	POSTING COUNT	AVG POSTING LENGTH IN DAYS	MEDIAN POSTING LENGTH IN DAYS
1.	642	Retail salespersons	NOC Skill Level C	592	20.5	22
2.	745	Longshore workers and material handlers	NOC Skill Level C	346	20.0	22
3.	651	Occupations in food and beverage service	NOC Skill Level C	294	23.6	22
4.	655	Customer and information services representatives	NOC Skill Level C	292	19.6	22
5.	441	Home care providers and educational support occupations	NOC Skill Level C	259	31.5	22
6.	751	Motor vehicle and transit drivers	NOC Skill Level C	247	22.2	22
7.	673	Cleaners	NOC Skill Level D	237	23.1	22
8.	632	Chefs and cooks	NOC Skill Level B	228	28.3	22
9.	662	Other sales support and related occupations	NOC Skill Level D	196	21.0	22
10.	654	Security guards and related security service occupations	NOC Skill Level C	174	27.2	22
11.	141	General office workers	NOC Skill Level C	161	21.1	22
12.	421	Paraprofessional occupations in legal, social, community and education services	NOC Skill Level B	160	23.3	22
13.	124	Office administrative assistants - general, legal and medical	NOC Skill Level B	156	22.6	22
14.	062	Retail and wholesale trade managers	NOC Skill Level A	156	21.8	22
15.	403	Secondary and elementary school teachers and educational counsellors	NOC Skill Level A	147	25.8	22
16.	341	Assisting occupations in support of health services	NOC Skill Level C	124	23.6	22
17.	761	Trades helpers and labourers	NOC Skill Level D	123	23.6	22
18.	661	Cashiers	NOC Skill Level D	121	21.4	22
19.	111	Auditors, accountants and investment professionals	NOC Skill Level A	116	17.8	22
20.	401	University professors and post-secondary assistants	NOC Skill Level A	103	22.4	22
21.	671	Food counter attendants, kitchen helpers and related support occupations	NOC Skill Level D	96	20.7	22
22.	122	Administrative and regulatory occupations	NOC Skill Level B	90	25.7	22
23.	301	Professional occupations in nursing	NOC Skill Level A	90	36.7	22
24.	631	Service supervisors	NOC Skill Level B	85	27.3	22
25.	321	Medical technologists and technicians (except dental health)	NOC Skill Level B	83	19.8	22
26.	323	Other technical occupations in health care	NOC Skill Level B	81	34.6	22
27.	622	Technical sales specialists in wholesale trade and retail and wholesale buyers	NOC Skill Level B	79	27.5	21.5
28.	961	Labourers in processing, manufacturing and utilities	NOC Skill Level D	79	22.4	22
29.	152	Supply chain logistics, tracking and scheduling coordination	NOC Skill Level C	72	20.6	22

JOB POSTINGS BY 2-DIGIT NATIONAL OCCUPATION CLASSIFICATION

What jobs are hard to fill and/or in-demand?

	2 DIGIT NOC	2 DIGIT NOC NAME	SKILL LEVEL	POSTING COUNT ▼	AVG POSTING LENGTH IN DAYS	MEDIAN POSTING LENGTH IN DAYS
1.	65	Service representatives and other customer and personal services occupations	NOC Skill Level C	818	22.4	22
2.	64	Sales representatives and salespersons - wholesale and retail trade	NOC Skill Level C	611	20.3	22
3.	74	Other installers, repairers and servicers and material handlers	NOC Skill Level C	373	20.2	22
4.	63	Service supervisors and specialized service occupations	NOC Skill Level B	367	28.3	22
5.	67	Service support and other service occupations, n.e.c.	NOC Skill Level D	348	22.6	22
6.	75	Transport and heavy equipment operation and related maintenance occupations	NOC Skill Level C	339	22.7	22
7.	66	Sales support occupations	NOC Skill Level D	317	21.2	22
8.	12	Administrative and financial supervisors and administrative occupations	NOC Skill Level B	267	23.8	22
9.	44	Care providers and educational, legal and public protection support occupations	NOC Skill Level C	259	31.5	22
10.	40	Professional occupations in education services	NOC Skill Level A	259	24.5	22
11.	06	Middle management occupations in retail and wholesale trade and customer services	NOC Skill Level A	246	25.2	22
12.	72	Industrial, electrical and construction trades	NOC Skill Level B	219	27.4	22
13.	14	Office support occupations	NOC Skill Level C	214	20.6	22
14.	62	Retail sales supervisors and specialized sales occupations	NOC Skill Level B	200	22.9	22
15.	32	Technical occupations in health	NOC Skill Level B	179	27.3	22
16.	42	Paraprofessional occupations in legal, social, community and education services	NOC Skill Level B	160	23.3	22
17.	11	Professional occupations in business and finance	NOC Skill Level A	148	17.9	22
18.	76	Trades helpers, construction labourers and related occupations	NOC Skill Level D	147	23.3	22
19.	31	Professional occupations in health (except nursing)	NOC Skill Level A	125	24.6	22
20.	34	Assisting occupations in support of health services	NOC Skill Level C	124	23.6	22
21.	21	Professional occupations in natural and applied sciences	NOC Skill Level A	123	35.9	27
22.	73	Maintenance and equipment operation trades	NOC Skill Level B	107	36.0	22
23.	01	Senior managers - construction, transportation, production and utilities	NOC Skill Level A	95	25.6	22
24.	15	Distribution, tracking and scheduling co-ordination occupations	NOC Skill Level C	92	20.8	22
25.	30	Professional occupations in nursing	NOC Skill Level A	90	36.7	22
26.	41	Professional occupations in law and social, community and government services	NOC Skill Level A	88	21.6	22
27.	22	Technical occupations related to natural and applied sciences	NOC Skill Level B	82	22.9	22

MULTILINGUAL JOB POSTINGS BY THE NUMBERS

ACTIVE POSTINGS
229

NEW POSTINGS
5

COMPANIES
131

LANGUAGES
9

OF DAYS POSTED

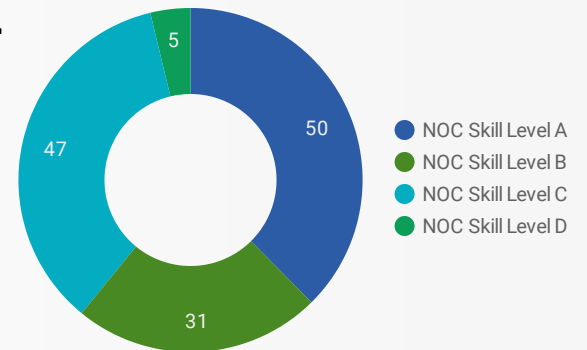
AVERAGE
22.0

MEDIAN
22

MULTILINGUAL JOB POSTINGS BY SKILL LEVEL

What language skills are employers looking for by occupational skill level?

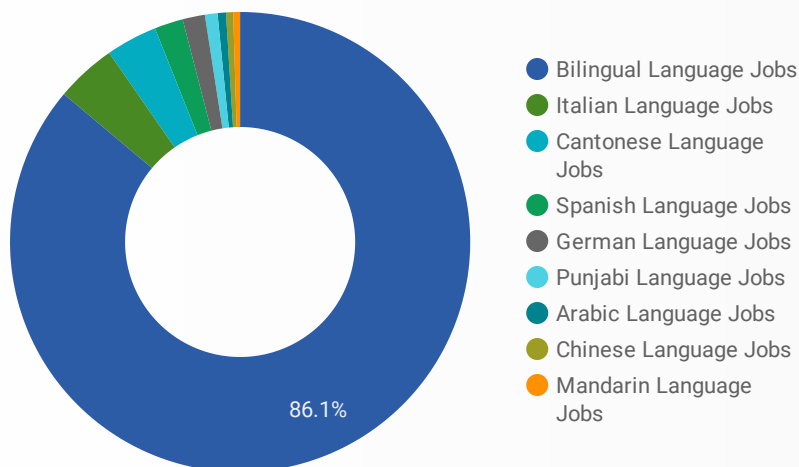
- 50** Skill Level A - Management/ Professional Occupations usually requiring University
- 31** Skill Level B - Usually college education or apprenticeship training
- 47** Skill Level C - Usually secondary education or occupation-specific training
- 5** Skill Level D - Usually on-the-job training



LANGUAGES	NOC Skill Level A	NOC Skill Level B	NOC Skill Level C	NOC Skill Level D
Bilingual Lan...	3
Italian Langu...		4	3	2
Cantonese La...	3	1	1	
Punjabi Lang...	1		2	
German Lang...	1	1	1	
Chinese Lang...	1		1	
Spanish Lang...			2	

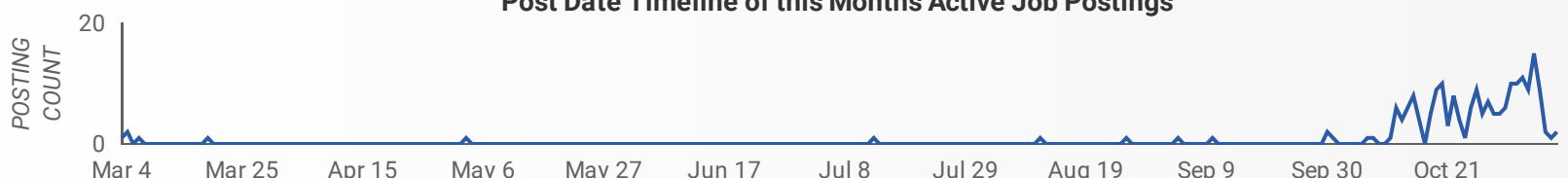
LANGUAGE SKILLS BREAKDOWN

Which kinds of language skills do employers seek?



LANGUAGES	POSTING COUNT
1. Bilingual Language Jobs	197
2. Italian Language Jobs	9
3. Cantonese Language Jobs	7
4. Spanish Language Jobs	5
5. German Language Jobs	4
6. Punjabi Language Jobs	3
1 - 9 / 9	

Post Date Timeline of this Month's Active Job Postings



LANGUAGE SKILLS BEING RECRUITED BY SKILL TYPE

What language skills are sought by 1-Digit NOC?

SKILL TYPE NAME	Bilingual ...	Italian La...	Cantones...	Punjabi L...	German ...	Chinese ...	Grand total
Business, finance and administration occu...	8				1		9
Health occupations	7		2				9
Management occupations	8			1	1	1	11
Natural and applied sciences and related o...	4						4
Natural resources, agriculture and related ...	1						2
Occupations in art, culture, recreation and ...	1						1
Occupations in education, law and social, ...	33		2	2	1	1	39
Sales and service occupations	46	8					55
Trades, transport and equipment operator...	1	1	1				3
Grand total	109	9	5	3	3	2	133

MULTILINGUAL JOB POSTINGS BY MUNICIPALITY

What language skills are sought by 4-Digit NOC?

	MUNICIPALITY	JOB LANGUAGES	AVG POSTING LENGTH IN DAYS	MEDIAN POSTING LENGTH IN DAYS
1.	City of Oshawa	64	21.9	22
2.	City of Pickering	49	22.5	22
3.	City of Whitby	38	23.7	22
4.	City of Ajax	30	24.0	22
5.	Municipality of Clarington	20	21.6	22
6.	Municipality of Uxbridge	7	27.2	22
7.	Municipality of Scugog	5	29.3	22
8.	Municipality of Brock	3	30.4	22



LANGUAGE DEMAND BY JOB

What language skills are sought by 4-Digit NOC?

4 DIGIT NOC NAME	POSTINGS
1. Retail salespersons	18
2. Other customer and information services re...	11
3. Elementary school and kindergarten teachers	11
4. Home support workers, housekeepers and r...	9
5. Cooks	6
6. Retail and wholesale trade managers	4
7. Registered nurses and registered psychiatri...	4
8. Other instructors	4
9. Chefs	3
10. Cashiers	3
11. Secondary school teachers	3
12. Security guards and related security service...	2
13. General farm workers	2
14. Business development officers and marketi...	2
15. Insurance agents and brokers	2
16. Social policy researchers, consultants and p...	2
17. Insurance adjusters and claims examiners	2
18. College and other vocational instructors	2
19. Administrative officers	2
20. Employment counsellors	2
21. Advertising, marketing and public relations ...	2
22. Food counter attendants, kitchen helpers an...	2
23. Retail sales supervisors	2
24. Biologists and related scientists	1
25. Mechanical engineers	1
26. Delivery and courier service drivers	1
27. Probation and parole officers and related oc...	1
28. Other financial officers	1
29. Customer and information services supervi...	1
30. Opticians	1
31. Corporate sales managers	1
1 - 56 / 56	< >

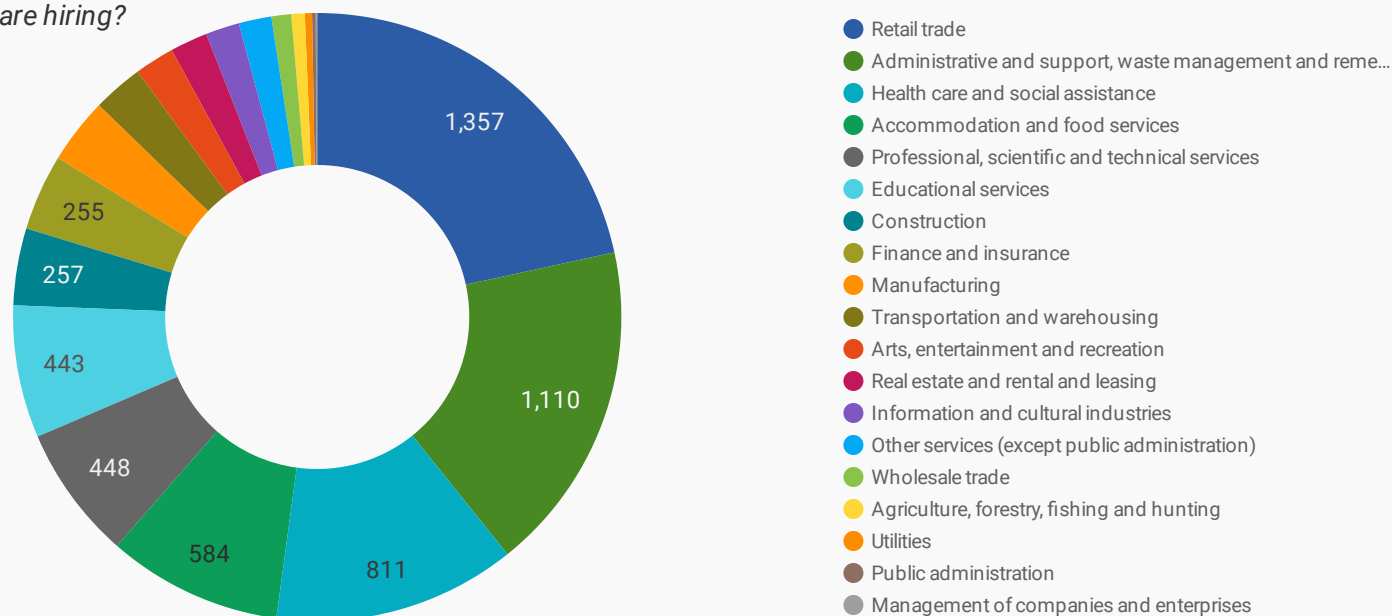
MULTILINGUAL HIRING EMPLOYERS

Which employers are seeking multilingual candidates?

COMPANY	POSTINGS
1. Bell	11
2. Durham District School Board	10
3. Municipal Property Assessment Corporation	7
4. Farm Boy Inc.	7
5. BELL MOBILITY/BELL MOBILITÄ%	6
6. Farm Boy	5
7. F1 TECH INC.	5
8. Volkswagen Group Canada	4
9. La Source	4
10. Bell Canada	4
11. Banque De Developpement Du Canada FR	4
12. Intact	4
13. The Source (Bell) Electronics Inc.	3
14. Concentrix	3
15. Grandview Kids	3
16. Le Conseil des organismes francophones de la rÃ©gion de Durham	3
17. Pizzamunno Artisanal Pizza	3
18. Southbridge Care Homes	3
19. Indigo	3
20. Kijiji Jobs	3
21. Agilec	2
22. Ontario Tech University	2
23. Skyrise Prefab Building Solutions Inc.	2
24. East Penn Canada	2
25. Phoenix A.M.D. International Inc.	2
26. CM2 Solutions Inc.	2
27. Peterborough Victoria Northumberland and Clarington Catholic DSB	2
28. Intact and Belair	2
29. East Side Mario's	2
1 - 50 / 132	< >

TOP HIRING SECTORS BY 2-DIGIT NAICS CODE

What sectors are hiring?



	2-DIGIT NAICS LABEL	NAICS CODE	POSTING COUNT	AVG POSTING LENGTH IN DAYS	MEDIAN POSTING LENGTH IN DAYS
1.	Retail trade	44-45	1,357	19.9	22
2.	Administrative and support, waste management and remediation services	56	1,110	24.9	22
3.	Health care and social assistance	62	811	25.1	22
4.	Accommodation and food services	72	584	25.1	22
5.	Professional, scientific and technical services	54	448	21.9	22
6.	Educational services	61	443	27.3	22
7.	Construction	23	257	22.3	22
8.	Finance and insurance	52	255	19.9	22
9.	Manufacturing	31-33	220	26.5	22
10.	Transportation and warehousing	48-49	169	20.7	22
11.	Arts, entertainment and recreation	71	133	22.7	22
12.	Real estate and rental and leasing	53	125	21.5	22
13.	Information and cultural industries	51	113	20.7	22
14.	Other services (except public administration)	81	109	23.1	22
15.	Wholesale trade	41	66	21.2	22
16.	Agriculture, forestry, fishing and hunting	11	45	23.0	22
17.	Utilities	22	24	19.2	22
18.	Public administration	91	12	20.8	22
19.	Management of companies and enterprises	55	5	18.5	18.5

NOTE: NAICS code 56 includes Employment Agencies. Manufacturing includes codes 31-33, Retail Trade includes codes 44-45 and Transportation and Warehousing includes codes 48-49.

TOP HIRING SECTORS BY 3-DIGIT NAICS CODE

What sectors are hiring?

	3-DIGIT NAICS LABEL	NAICS CODE	POSTING COUNT ▾	AVG POSTING LENGTH IN DAYS	MEDIAN POSTING LENGTH IN DAYS
1.	Administrative and support services	561	1,057	25.0	22
2.	Food services and drinking places	722	530	25.2	22
3.	Professional, scientific and technical services	541	448	21.9	22
4.	Educational services	611	443	27.3	22
5.	Ambulatory health care services	621	423	21.9	22
6.	Nursing and residential care facilities	623	269	32.8	22
7.	Food and beverage stores	445	224	19.7	22
8.	General merchandise stores	452	192	16.9	22
9.	Building material and garden equipment and supplies dealers	444	184	15.4	15
10.	Motor vehicle and parts dealers	441	180	23.7	22
11.	Clothing and clothing accessories stores	448	176	23.0	22
12.	Specialty trade contractors	238	151	22.6	22
13.	Health and personal care stores	446	148	18.1	22
14.	Credit intermediation and related activities	522	139	20.2	22
15.	Amusement, gambling and recreation industries	713	131	22.9	22
16.	Social assistance	624	117	20.4	22
17.	Insurance carriers and related activities	524	105	19.7	22
18.	Telecommunications	517	103	20.6	22
19.	Furniture and home furnishings stores	442	96	19.3	22
20.	Construction of buildings	236	91	21.9	22
21.	Truck transportation	484	87	19.5	22
22.	Real estate	531	73	23.2	22
23.	Transportation equipment manufacturing	336	61	22.0	21.5
24.	Waste management and remediation services	562	53	22.4	22
25.	Miscellaneous store retailers	453	52	20.3	22
26.	Personal and laundry services	812	52	22.2	22
27.	Accommodation services	721	50	23.9	22
28.	Crop production	111	45	23.0	22
29.	Rental and leasing services	532	40	20.0	22
30.	Couriers and messengers	492	39	19.2	22
31.	Sporting goods, hobby, book and music stores	451	37	21.9	22

TOP HIRING SECTORS BY 4-DIGIT NAICS CODE

What sectors are hiring?

	4-DIGIT NAICS LABEL	NAICS CODE	POSTING COUNT ▾	AVG POSTING LENGTH IN DAYS	MEDIAN POSTING LENGTH IN DAYS
1.	Employment services	5613	735	25.5	22
2.	Full-service restaurants and limited-service eating places	7225	480	26.8	22
3.	Elementary and secondary schools	6111	245	31.9	22
4.	Grocery stores	4451	211	19.1	22
5.	Community care facilities for the elderly	6233	196	33.6	22
6.	Building material and supplies dealers	4441	175	14.2	15
7.	Services to buildings and dwellings	5617	174	22.0	22
8.	Home health care services	6216	158	22.0	22
9.	Health and personal care stores	4461	148	18.1	22
10.	Clothing stores	4481	143	21.9	22
11.	Department stores	4521	140	14.5	20
12.	Architectural, engineering and related services	5413	114	21.1	22
13.	Depository credit intermediation	5221	114	19.3	21.5
14.	Automobile dealers	4411	111	26.0	22
15.	Agencies, brokerages and other insurance related activities	5242	103	19.7	22
16.	Wired and wireless telecommunications carriers(except satellite)	5173	103	20.6	22
17.	Offices of dentists	6212	99	20.6	22
18.	Other professional, scientific and technical services	5419	94	21.5	22
19.	Offices of other health practitioners	6213	93	21.0	22
20.	Investigation and security services	5616	90	34.5	22
21.	Advertising, public relations, and related services	5418	85	18.1	17
22.	Universities	6113	82	20.4	22
23.	Other amusement and recreation industries	7139	82	24.9	22
24.	General freight trucking	4841	79	19.7	22
25.	Management, scientific and technical consulting services	5416	74	24.7	22
26.	Community colleges and C.E.G.E.P.s	6112	73	20.4	22
27.	Building equipment contractors	2382	73	24.0	22
28.	Nursing care facilities	6231	70	30.9	22
29.	Child day-care services	6244	68	20.4	22
30.	Furniture stores	4421	65	19.5	22
31.	Motor vehicle manufacturing	3361	61	22.0	21.5

TOP HIRING SECTORS BY 5-DIGIT NAICS CODE

What sectors are hiring?

	5-DIGIT NAICS LABEL	NAICS CODE	POSTING COUNT ▾	AVG POSTING LENGTH IN DAYS	MEDIAN POSTING LENGTH IN DAYS
1.	Employment placement agencies and executive search services	56131	706	25.4	22
2.	Full-service restaurants and limited-service eating places	72251	480	26.8	22
3.	Elementary and secondary schools	61111	245	31.9	22
4.	Supermarkets and other grocery (except convenience) stores	44511	204	19.3	22
5.	Community care facilities for the elderly	62331	196	33.6	22
6.	Hardware stores	44413	170	13.8	14
7.	Home health care services	62161	158	22.0	22
8.	Department stores	45211	140	14.5	20
9.	Engineering services	54133	112	21.0	22
10.	Banking	52211	105	19.1	19
11.	Wired and wireless telecommunications carriers (except satellite)	51731	103	20.6	22
12.	Insurance agencies and brokerages	52421	100	19.7	22
13.	Offices of dentists	62121	99	20.6	22
14.	Investigation, guard and armoured car services	56161	84	35.5	22
15.	Universities	61131	82	20.4	22
16.	Janitorial services	56172	78	20.1	22
17.	Community colleges and C.E.G.E.P.s	61121	73	20.4	22
18.	Fitness and recreational sports centres	71394	71	25.4	22
19.	Nursing care facilities	62311	70	30.9	22
20.	Child day-care services	62441	68	20.4	22
21.	All other professional, scientific and technical services	54199	67	21.6	19
22.	Advertising agencies	54181	65	17.4	17
23.	Furniture stores	44211	65	19.5	22
24.	Other health and personal care stores	44619	64	9.0	7
25.	Used car dealers	44112	63	32.0	22
26.	Management consulting services	54161	62	24.6	22
27.	Automobile and light-duty motor vehicle manufacturing	33611	61	22.0	21.5
28.	Landscaping services	56173	59	23.1	22
29.	Automotive parts and accessories stores	44131	53	21.1	22
30.	All other general merchandise stores	45299	52	23.3	22
31.	General freight trucking, local	48411	51	21.2	22

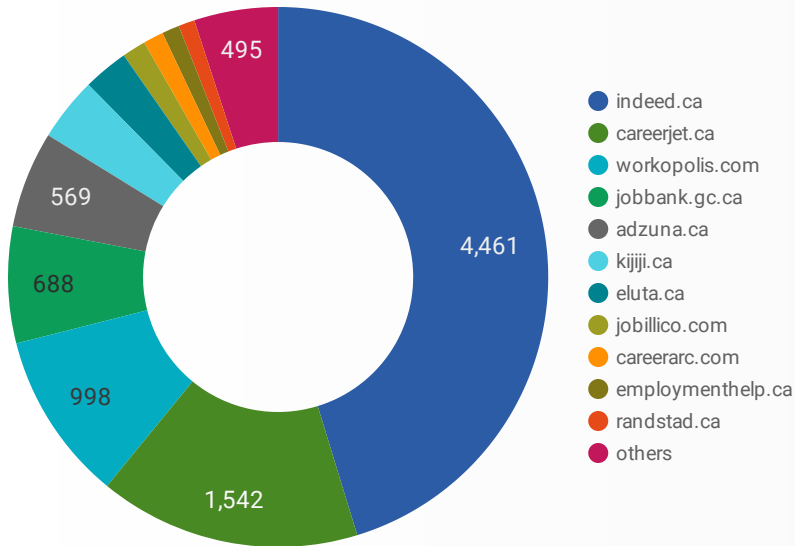
TOP HIRING SECTORS BY 6-DIGIT NAICS CODE

What sectors are hiring?

	6-DIGIT NAICS LABEL	NAICS CODE	POSTING COUNT ▼	AVG POSTING LENGTH IN DAYS	MEDIAN POSTING LENGTH IN DAYS
1.	Employment placement agencies and executive search services	561310	706	25.4	22
2.	Limited-service eating places	722512	294	22.7	22
3.	Elementary and secondary schools	611110	245	31.9	22
4.	Supermarkets and other grocery (except convenience) stores	445110	204	19.3	22
5.	Community care facilities for the elderly	623310	196	33.6	22
6.	Full-service restaurants	722511	186	32.3	22
7.	Hardware stores	444130	170	13.8	14
8.	Home health care services	621610	158	22.0	22
9.	Department stores	452110	140	14.5	20
10.	Engineering services	541330	112	21.0	22
11.	Personal and commercial banking industry	522111	105	19.1	19
12.	Wired and wireless telecommunications carriers (except satellite)	517310	103	20.6	22
13.	Insurance agencies and brokerages	524210	100	19.7	22
14.	Offices of dentists	621210	99	20.6	22
15.	Security guard and patrol services	561612	84	35.5	22
16.	Universities	611310	82	20.4	22
17.	Janitorial services (except window cleaning)	561722	74	20.3	22
18.	Community colleges and C.E.G.E.P.s	611210	73	20.4	22
19.	Fitness and recreational sports centres	713940	71	25.4	22
20.	Nursing care facilities	623110	70	30.9	22
21.	Child day-care services	624410	68	20.4	22
22.	All other professional, scientific and technical services	541990	67	21.6	19
23.	Advertising agencies	541810	65	17.4	17
24.	Furniture stores	442110	65	19.5	22
25.	Used car dealers	441120	63	32.0	22
26.	All other health and personal care stores	446199	62	9.0	7
27.	Automobile and light-duty motor vehicle manufacturing	336110	61	22.0	21.5
28.	Landscaping services	561730	59	23.1	22
29.	Automotive parts and accessories stores	441310	53	21.1	22
30.	General freight trucking, local	484110	51	21.2	22
31.	Offices of physical, occupational and speech therapists and audiologists	681310	48	21.2	22

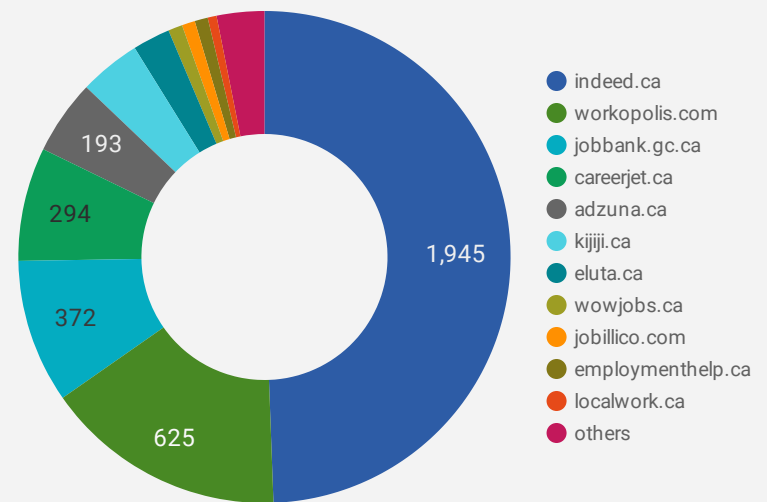
JOB POSTINGS BY JOB BOARD

What share of unique job postings appear on each job board?



COMPANIES BY JOB BOARD

What share of unique job postings appear on each job board?



JOB POSTING DETAILS BY JOB BOARD

How does job posting activity differ by job board?

	JOB BOARD	POSTING COUNT ▾	AVG POSTING LENGTH IN DAYS	MEDIAN POSTING LENGTH IN DAYS	# OF COMPANIES
1.	indeed.ca	4,461	21.9	22	1,945
2.	careerjet.ca	1,542	26.7	16	294
3.	workopolis.com	998	15.0	15	625
4.	jobbank.gc.ca	688	38.1	30	372
5.	adzuna.ca	569	15.0	15	193
6.	kijiji.ca	376	15.0	15	159
7.	eluta.ca	267	22.0	22	97
8.	jobillico.com	140	16.6	16	34
9.	careerarc.com	120	45.9	30	19
10.	employmenthelp.ca	103	60.7	65	34
11.	randstad.ca	96	34.3	20	1
12.	network.applytoeducation.com	65	30.6	8	6
13.	agilec.ca	59	43.3	33	7
14.	wowjobs.ca	54	16.0	16	37
15.	careerbuilder.ca	52	25.3	31	21
16.	druhc.1c1.ca	38	16.0	16	15
17.	localwork.ca	36	29.5	31	23