

# JOB DEMAND REPORT

## OCTOBER 2021

### HIGHLIGHTS

#### JOB POSTINGS BY THE NUMBERS

POSTING COUNT	NEW THIS MONTH	COMPANIES	JOB BOARDS
10,319	5,880	3,269	32

#### # OF DAYS POSTED

AVERAGE	MEDIAN
23.0	22

## REPORT BUILDER

The default filter selection below will show all job demand data for the month. You can use the filters to create a customized report for the purpose of understanding a subset of the data.

#### OCCUPATION FILTERS

SKILL TYPE NAME / 1-DIGIT NOC	▼
MAJOR GROUP / 2-DIGIT NOC	▼
MINOR GROUP / 3-DIGIT NOC	▼
UNIT GROUP / 4-DIGIT NOC	▼
SKILL LEVEL	▼
JOB TYPE	▼
JOB DURATION	▼
ADDITIONAL LANGUAGE	▼
SPECIFIC JOB TAGS	▼

#### INDUSTRY/SECTOR FILTERS

HIRING SECTOR BY 2-DIGIT NAICS CODE	▼
HIRING SECTOR BY 3-DIGIT NAICS CODE	▼
HIRING SECTOR BY 4-DIGIT NAICS CODE	▼
HIRING SECTOR BY 5-DIGIT NAICS CODE	▼
HIRING SECTOR BY 6-DIGIT NAICS CODE	▼

#### OTHER FILTERS

MUNICIPALITY	▼
JOB BOARD	▼

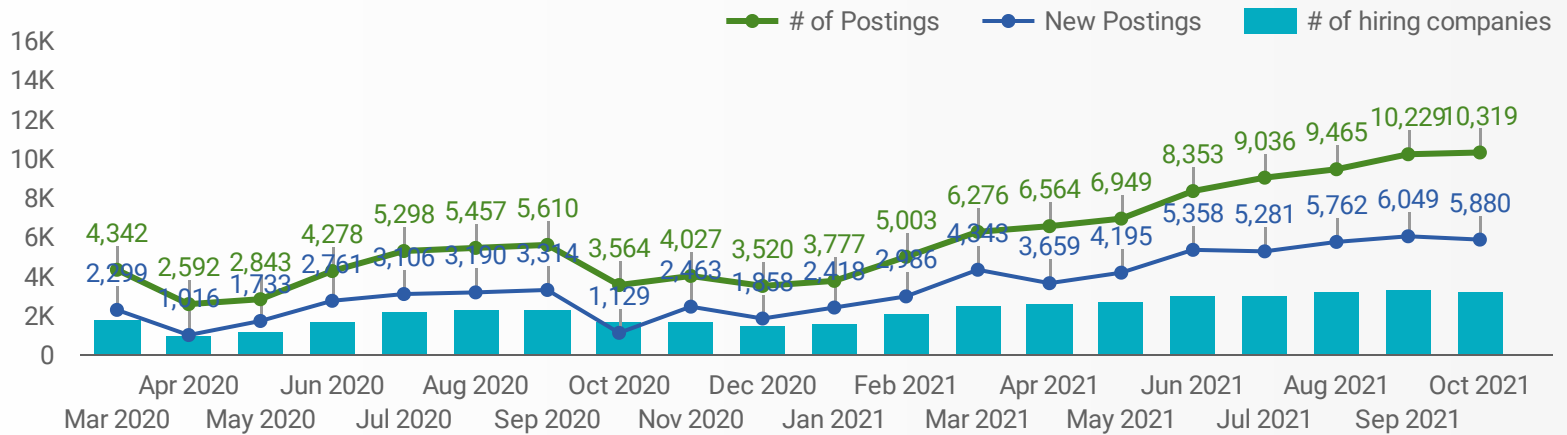
NOC = National Occupation Classification | NAICS = North American Industry Classification System

#### Source:

Job posting data collected by Durham Workforce Authority from job boards and employer websites who recruit candidates in Durham Region.

## JOB POSTINGS BY MONTH FOR DURHAM REGION

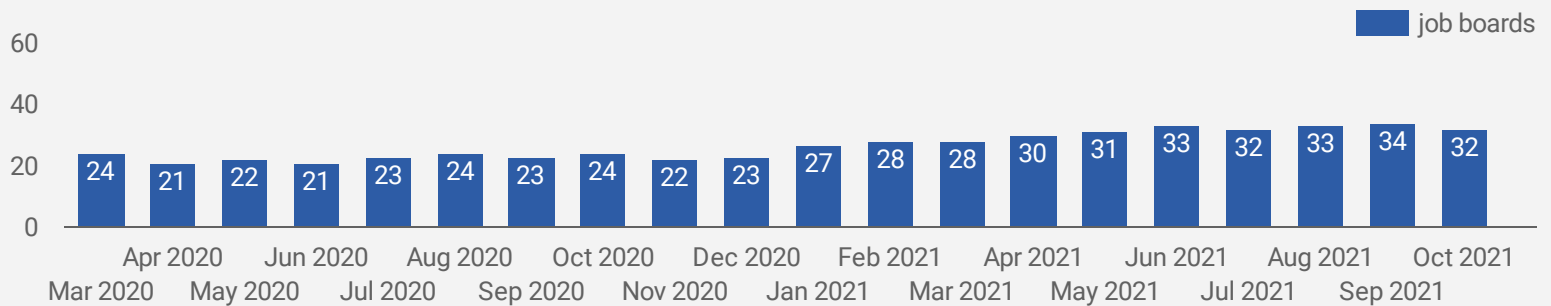
How many job postings were active for at least 1 day this month?



NOTE: This graph cannot be filtered using the controls on the cover page

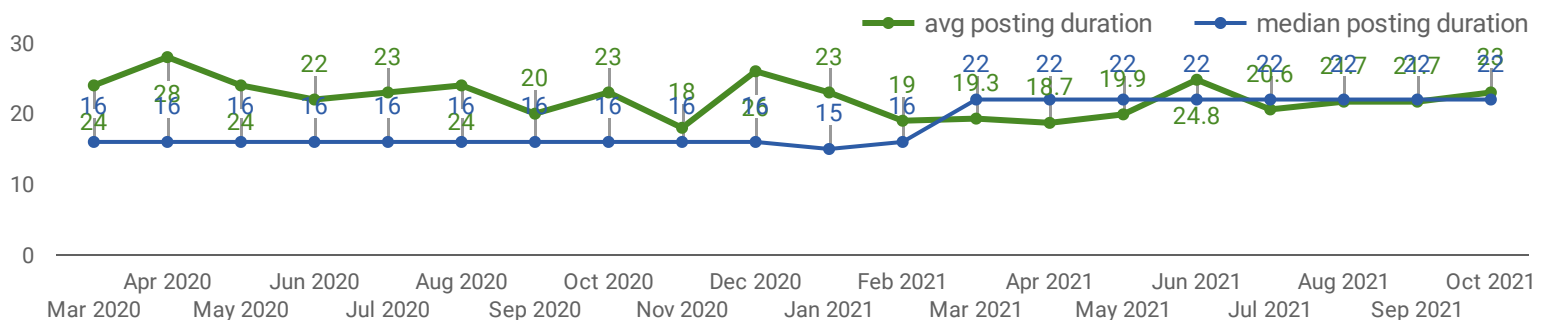
## NUMBER OF ACTIVE JOB BOARDS

How many job postings were active for at least 1 day this month on these job boards?



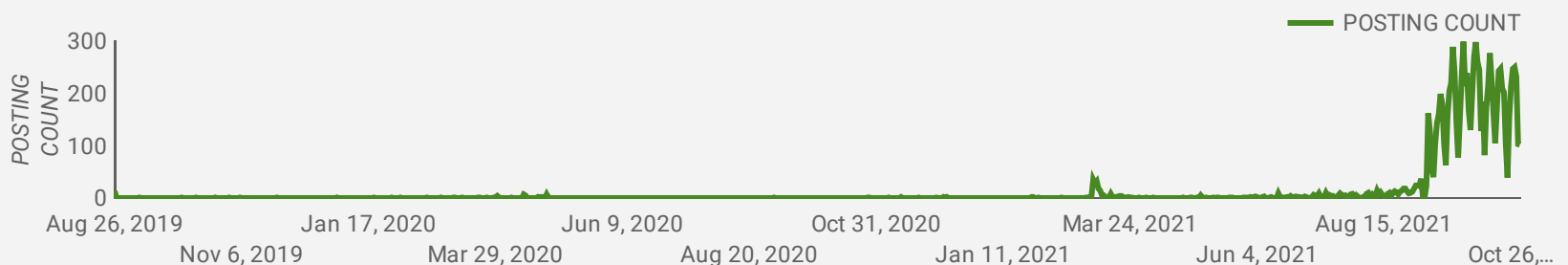
## AVG & MEDIAN POSTING LENGTH BY DAYS

How long are employers having to recruit for to find candidates to fill their job vacancies?




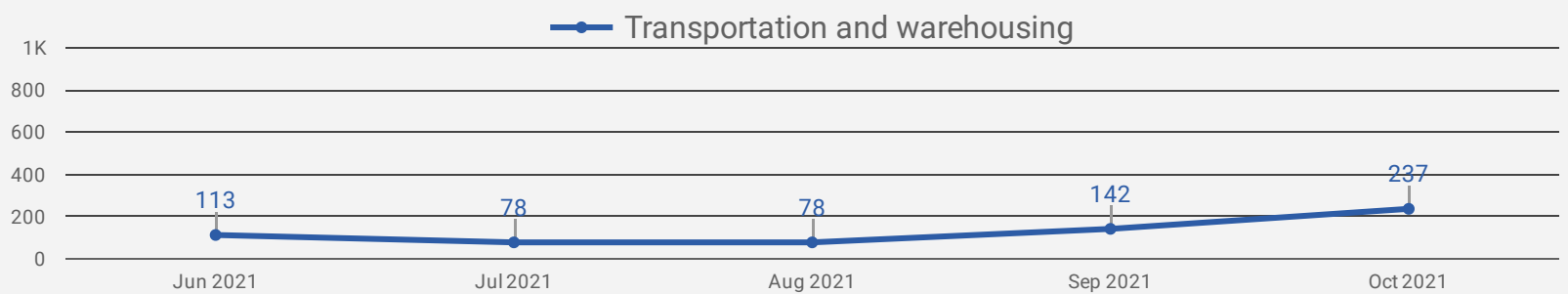
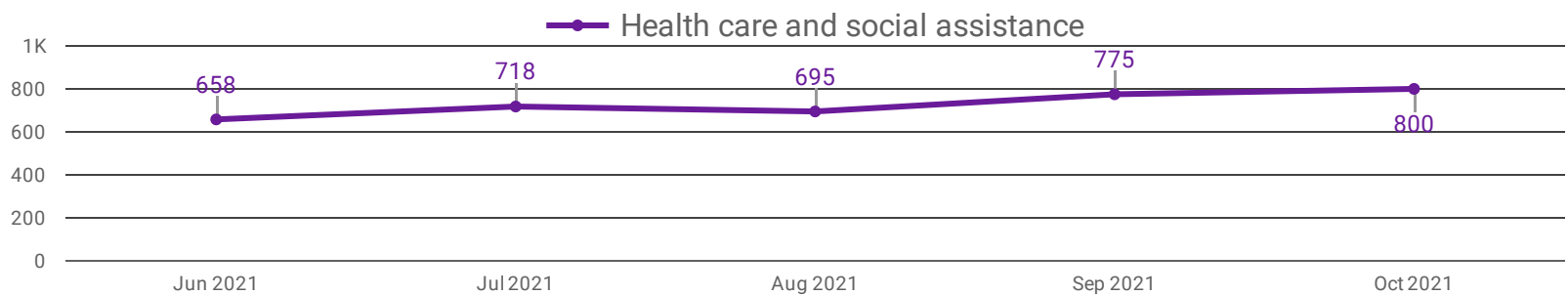
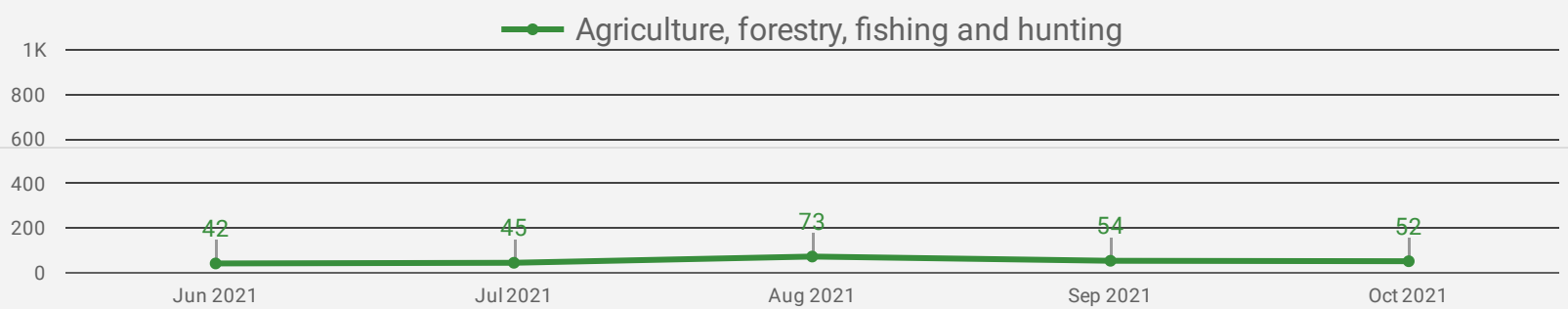
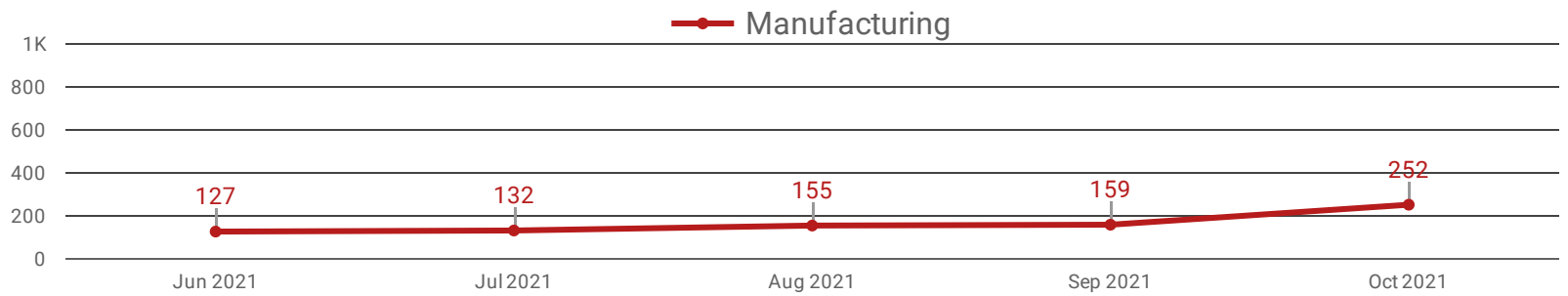
## POST DATE TIMELINE FOR THIS MONTH'S ACTIVE JOB POSTINGS

How many job postings were active for at least 1 day this month?



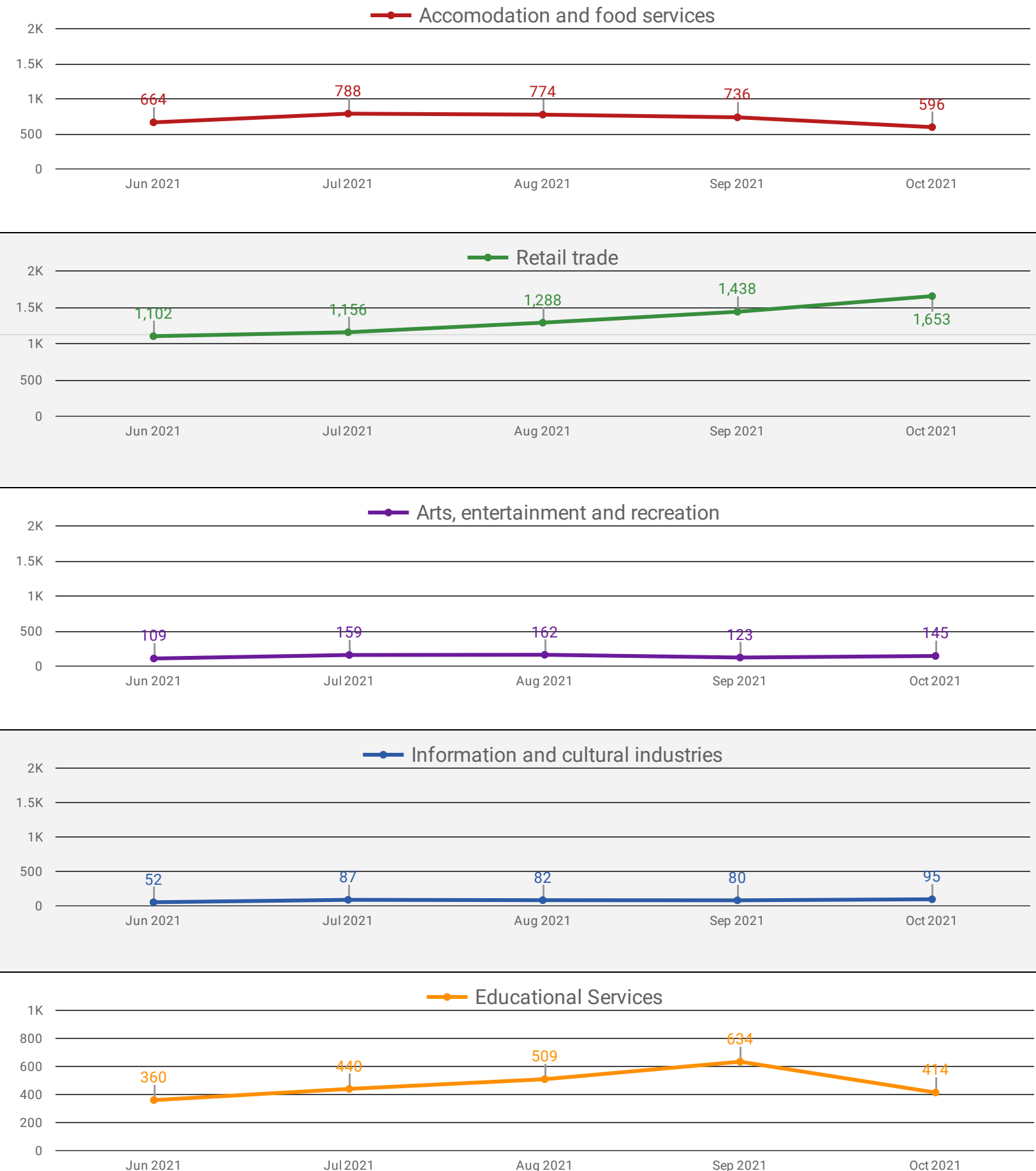
## DEMAND BY KEY SECTOR (DURHAM REGION)

How many job postings were active for at least 1 day this month by sector?



## DEMAND BY IMPACTED SECTOR (DURHAM REGION)

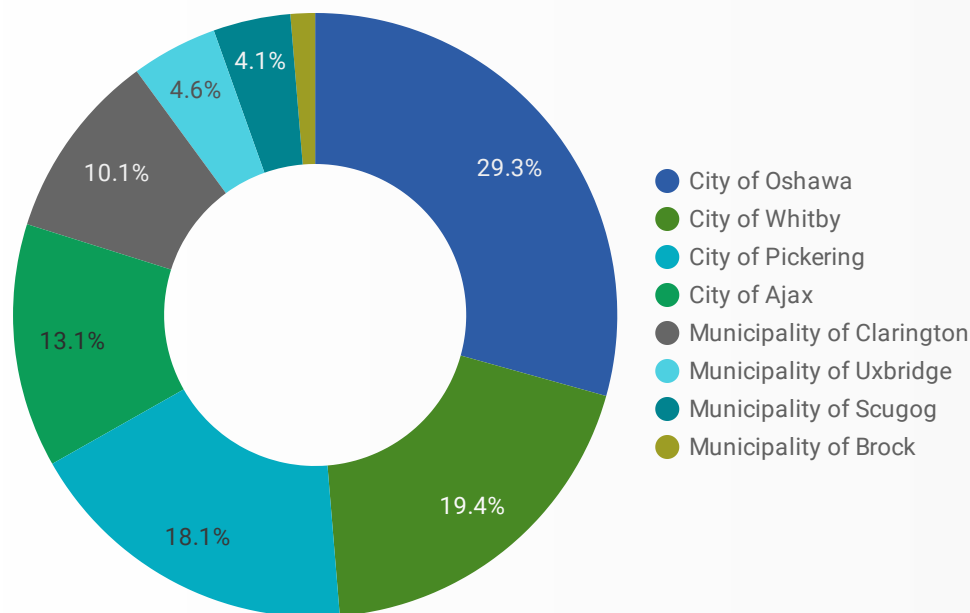
How many job postings were active for at least 1 day this month by sector?



## JOB POSTINGS BY MUNICIPALITY

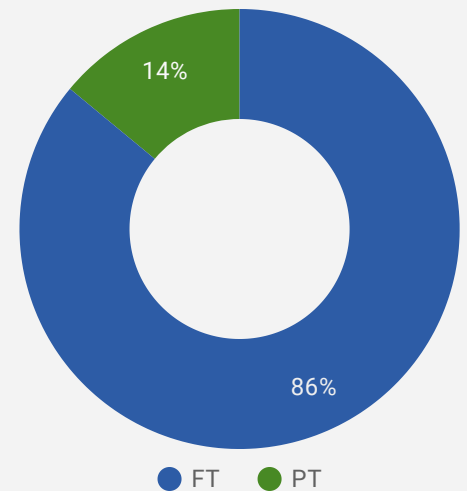
How many job postings were active for at least 1 day this month?

	MUNICIPALITY	POSTING COUNT	AVG POSTING LENGTH IN DAYS	MEDIAN POSTING LENGTH IN DAYS
1.	City of Oshawa	2,950	23.2	22
2.	City of Whitby	1,949	23.0	22
3.	City of Pickering	1,821	23.8	22
4.	City of Ajax	1,314	22.2	22
5.	Municipality of Clarington	1,014	22.8	22
6.	Municipality of Uxbridge	464	21.1	22
7.	Municipality of Scugog	416	25.9	22
8.	Municipality of Brock	132	26.1	22



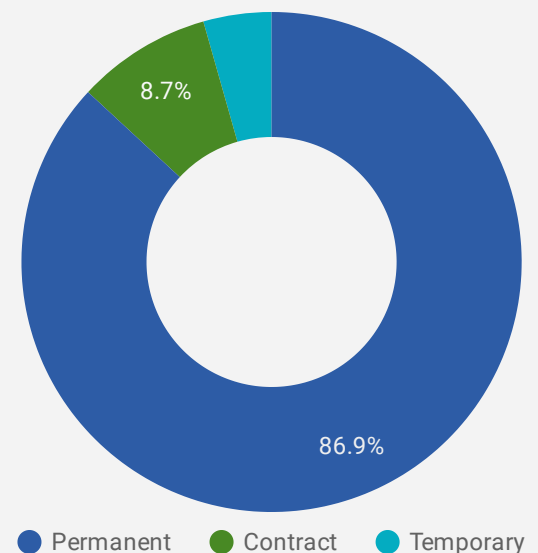
## JOB TYPE

Full-time vs Part-time



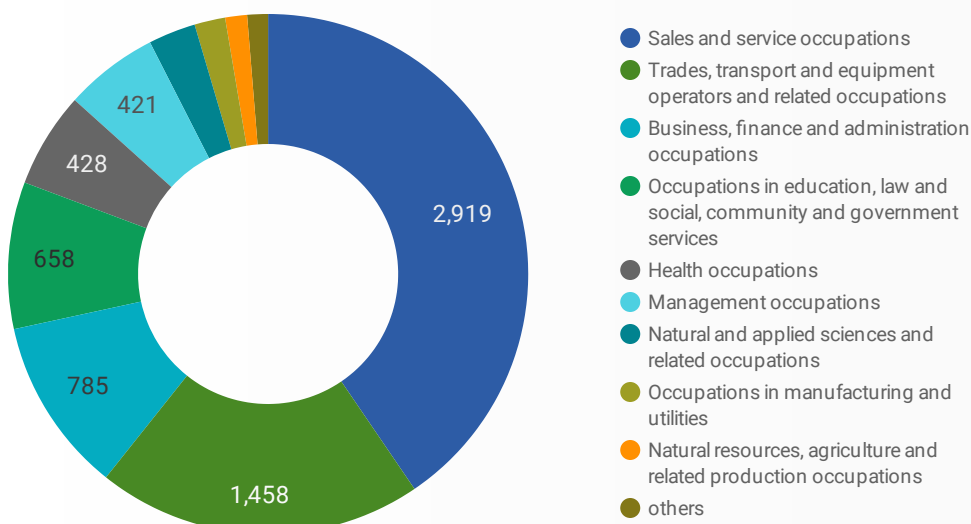
## JOB DURATION

Permanency of jobs posted



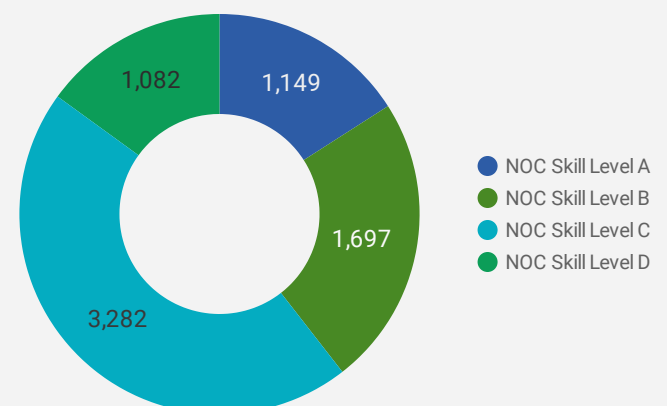
## JOB POSTINGS BY SKILL TYPE

What skill type is being recruited?



## JOB POSTINGS BY SKILL LEVEL

What education do occupations typically require?



Skill Level A = Usually University education | Skill Level B = Usually College education or Apprenticeship training | Skill Level C = Usually Secondary education or occupation-specific training | Skill Level D = Usually on-the-job training

## TOP HIRING EMPLOYERS & AGENCIES

Who is hiring?




	COMPANY	MUNICIPALITY	POSTINGS COUNT ▾	AVG POSTING LENGTH IN DAYS	MEDIAN POSTING LENGTH IN DAYS
1.	Randstad	City of Oshawa	114	19.0	22
2.	Randstad Canada	City of Oshawa	99	54.1	62
3.	Durham District School Board	City of Whitby	79	38.7	22
4.	Amazon Fulfillment	Municipality of Clarington	76	1.8	2
5.	Amazon Fulfillment	City of Pickering	56	1.1	1
6.	Ontario Shores Centre for Mental Health Services	City of Whitby	52	21.6	22
7.	BDO	City of Oshawa	51	33.8	22
8.	Durham District School Board	City of Oshawa	51	22.4	22
9.	General Motors	City of Oshawa	48	14.6	12
10.	Walmart	City of Oshawa	45	5.0	4
11.	Durham College	City of Oshawa	42	20.4	22
12.	Ontario Tech University	City of Oshawa	39	19.9	22
13.	Walmart Canada	City of Oshawa	38	18.6	22
14.	Amazon Fulfillment	City of Ajax	36	2.6	1
15.	Durham Catholic District School Board	City of Oshawa	33	49.4	61
16.	Cannapipe Corp.	City of Pickering	33	20.7	22
17.	Durham Region Unemployed Help Centre	null	32	16.0	16
18.	Thermo Fisher Scientific	City of Whitby	32	16.4	21
19.	Lakeridge Health	City of Oshawa	32	22.0	22
20.	City of Pickering	City of Pickering	30	20.4	18
21.	Amazon Fulfillment	Municipality of Uxbridge	29	1.0	1
22.	Medtronic	Municipality of Scugog	29	46.8	42
23.	VPI Working Solutions	City of Oshawa	28	70.0	72
24.	Finesight Solutions	City of Pickering	27	14.3	15
25.	Compass Group	City of Oshawa	26	22.2	22
26.	Intact	City of Ajax	25	20.6	22
27.	Dicom	City of Pickering	25	null	null
28.	Procom	City of Oshawa	24	9.7	2
29.	Amazon Fulfillment	City of Whitby	24	1.0	1
--	--	--	--	--	--

## TOP HOURLY WAGES IN JOB POSTINGS

What are employers willing to pay to find the perfect candidate?

# of Minimum Wage Job Postings

176

	JOB TITLE	COMPANY	LOCATION	WAGE VALUE ▾
1.	Part-time Optometrist, Independent	Alpha Optical	City of Oshawa	80 
2.	Project Manager	Morson International	Municipality of Clarington	75 
3.	21-080- Technical Procedures Subject Matter Expert (sme)	Morson Canada	Municipality of Clarington	75 
4.	Hiring subcontractors	Kijiji Jobs	City of Whitby	75 
5.	21-070- Project Leader, Maintenance	Morson International	Municipality of Clarington	75 
6.	Project Planner	Morson International	Municipality of Clarington	75 
7.	Np Medical Program	Lakeridge Health	City of Oshawa	67.03 
8.	Radiation Surveyor	Nuvia Canada Inc.	Municipality of Clarington	65 
9.	21-052 - Vendor Quality & Performance Officer	Morson International	Municipality of Clarington	65 
10.	Pcm, Inpatient Surgery Lho& Lhap	Lakeridge Health	City of Oshawa	65 
11.	Patient Care Manager, Operating Room Lhb	Lakeridge Health	Municipality of Scugog	65 
12.	Voc Instructor	JOCE INC	City of Whitby	65 
				1 - 100 / 2981 < >

## TOP SALARIES IN JOB POSTINGS

What are employers willing to pay to find the perfect candidate?

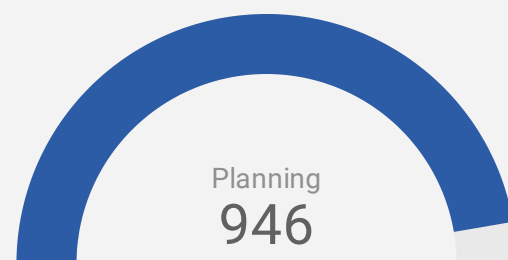
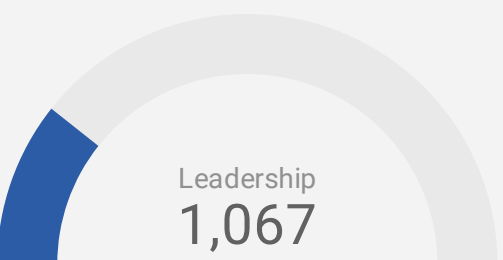
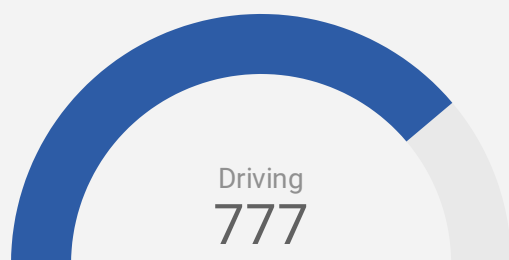
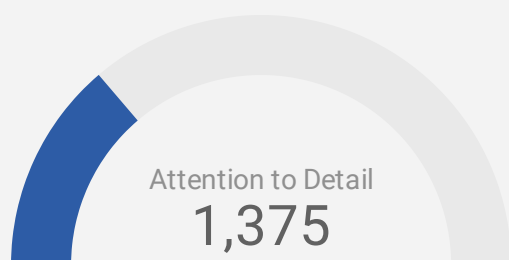
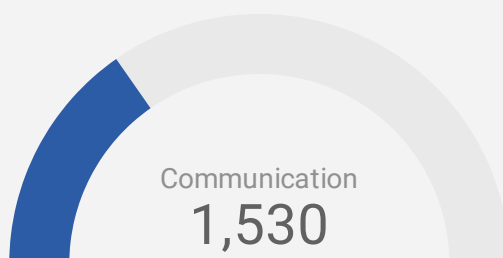
	JOB TITLE	COMPANY	LOCATION	WAGE VALUE ▾
1.	Realtor	One Percent Realty Ltd. Brokerage	City of Pickering	350,000 
2.	Realtor	One Percent Realty Ltd. Brokerage	City of Oshawa	350,000 
3.	Mortgage Agent	Allure Mortgage Firm	City of Ajax	300,000 
4.	Real Estate Agent	Red House Realty, Brokerage	City of Oshawa	238,243 
5.	Financial Services Manager	Williams GM Uxbridge	Municipality of Uxbridge	200,000 
6.	Outside Sales Representative - Residential	Renewal by Andersen	City of Pickering	200,000 
7.	Experienced Personal Lines Sales Broker	Mitchell & Whale Insurance Brokers	City of Whitby	200,000 
8.	Used Car Salesman/woman	Approval Store	City of Ajax	200,000 
9.	Sales Representative	Royal York Property Management	City of Oshawa	180,000 
10.	Real Estate Salesperson	Royal York Property Management	null	180,000 
				1 - 100 / 4100 < >

## TOP IN-DEMAND SKILLS

How many times were these skills found in job postings?

ACTIVE JOB POSTINGS THIS MONTH

10,319

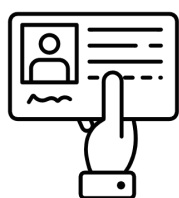


## KEY JOB REQUIREMENTS

How often are these requirements desired in job postings?

ACTIVE JOB POSTINGS THIS MONTH

10,319



Driver's License  
1,499



JOB LANGUAGES  
328



Regular Access to a Vehicle  
231



Criminal Record Check  
333



## TOP OCCUPATIONS BY SKILL, FREQUENCY & DURATION

What jobs are in-demand and/or hard to fill?

	4 DIGIT NOC	4 DIGIT NOC NAME	SKILL LEVEL	POSTING COUNT	AVG POSTING LENGTH IN DAYS	MEDIAN POSTING LENGTH IN DAYS
1.	6421	Retail salespersons	NOC Skill Level C	733	20.7	22
2.	7452	Material handlers	NOC Skill Level C	546	18.2	16
3.	6552	Other customer and information services representatives	NOC Skill Level C	277	21.5	22
4.	6622	Store shelf stockers, clerks and order fillers	NOC Skill Level D	267	20.3	18
5.	6513	Food and beverage servers	NOC Skill Level C	251	20.6	22
6.	4412	Home support workers, housekeepers and related occupations	NOC Skill Level C	225	27.4	22
7.	6322	Cooks	NOC Skill Level B	184	23.9	22
8.	621	Retail and wholesale trade managers	NOC Skill Level A	171	22.8	22
9.	7611	Construction trades helpers and labourers	NOC Skill Level D	166	19.2	22
10.	6611	Cashiers	NOC Skill Level D	149	22.9	22
11.	6731	Light duty cleaners	NOC Skill Level D	142	21.7	22
12.	1241	Administrative assistants	NOC Skill Level B	140	22.9	22
13.	6211	Retail sales supervisors	NOC Skill Level B	131	22.1	22
14.	7514	Delivery and courier service drivers	NOC Skill Level C	127	22.6	22
15.	7511	Transport truck drivers	NOC Skill Level C	124	19.5	22
16.	6541	Security guards and related security service occupations	NOC Skill Level C	116	23.1	22
17.	1414	Receptionists	NOC Skill Level C	109	21.0	22
18.	4032	Elementary school and kindergarten teachers	NOC Skill Level A	106	24.7	22
19.	9619	Other labourers in processing, manufacturing and utilities	NOC Skill Level D	91	35.2	22
20.	6711	Food counter attendants, kitchen helpers and related support occupations	NOC Skill Level D	88	20.9	22
21.	6222	Retail and wholesale buyers	NOC Skill Level B	75	22.4	22
22.	1114	Other financial officers	NOC Skill Level A	72	29.4	22
23.	6311	Food service supervisors	NOC Skill Level B	71	34.2	22
24.	3012	Registered nurses and registered psychiatric nurses	NOC Skill Level A	64	34.4	30
25.	4214	Early childhood educators and assistants	NOC Skill Level B	62	22.8	22
26.	3219	Other medical technologists and technicians (except dental health)	NOC Skill Level B	60	19.1	22
27.	4031	Secondary school teachers	NOC Skill Level A	59	35.2	22
28.	1411	General office support workers	NOC Skill Level C	56	21.6	22
29.	3411	Dental assistants	NOC Skill Level C	56	22.6	22

## JOB POSTINGS BY 3-DIGIT NATIONAL OCCUPATION CLASSIFICATION

What jobs are hard to fill and/or in-demand?

	3 DIGIT NOC	3 DIGIT NOC NAME	SKILL LEVEL	POSTING COUNT ▼	AVG POSTING LENGTH IN DAYS	MEDIAN POSTING LENGTH IN DAYS
1.	642	Retail salespersons	NOC Skill Level C	733	20.7	22
2.	745	Longshore workers and material handlers	NOC Skill Level C	546	18.2	16
3.	651	Occupations in food and beverage service	NOC Skill Level C	335	21.4	22
4.	751	Motor vehicle and transit drivers	NOC Skill Level C	286	24.7	22
5.	655	Customer and information services representatives	NOC Skill Level C	283	21.5	22
6.	662	Other sales support and related occupations	NOC Skill Level D	275	20.2	18
7.	441	Home care providers and educational support occupations	NOC Skill Level C	255	30.8	22
8.	673	Cleaners	NOC Skill Level D	230	21.5	22
9.	632	Chefs and cooks	NOC Skill Level B	204	24.3	22
10.	062	Retail and wholesale trade managers	NOC Skill Level A	171	22.8	22
11.	141	General office workers	NOC Skill Level C	168	21.0	22
12.	761	Trades helpers and labourers	NOC Skill Level D	168	19.2	22
13.	403	Secondary and elementary school teachers and educational counsellors	NOC Skill Level A	166	28.4	22
14.	124	Office administrative assistants - general, legal and medical	NOC Skill Level B	152	23.2	22
15.	661	Cashiers	NOC Skill Level D	149	22.9	22
16.	621	Retail sales supervisors	NOC Skill Level B	131	22.1	22
17.	421	Paraprofessional occupations in legal, social, community and education services	NOC Skill Level B	118	21.8	22
18.	654	Security guards and related security service occupations	NOC Skill Level C	116	23.1	22
19.	122	Administrative and regulatory occupations	NOC Skill Level B	105	24.3	22
20.	341	Assisting occupations in support of health services	NOC Skill Level C	103	21.7	22
21.	111	Auditors, accountants and investment professionals	NOC Skill Level A	95	28.7	22
22.	961	Labourers in processing, manufacturing and utilities	NOC Skill Level D	92	34.8	22
23.	152	Supply chain logistics, tracking and scheduling co-ordination occupations	NOC Skill Level C	89	25.9	22
24.	671	Food counter attendants, kitchen helpers and related support occupations	NOC Skill Level D	88	20.9	22
25.	631	Service supervisors	NOC Skill Level B	88	30.6	22
26.	323	Other technical occupations in health care	NOC Skill Level B	83	27.5	22
27.	622	Technical sales specialists in wholesale trade and retail and wholesale buyers	NOC Skill Level B	80	22.4	22
28.	321	Medical technologists and technicians (except dental health)	NOC Skill Level B	70	19.4	22
					1 - 50 / 126	< >

## JOB POSTINGS BY 2-DIGIT NATIONAL OCCUPATION CLASSIFICATION

What jobs are hard to fill and/or in-demand?

	2 DIGIT NOC	2 DIGIT NOC NAME	SKILL LEVEL	POSTING COUNT ▼	AVG POSTING LENGTH IN DAYS	MEDIAN POSTING LENGTH IN DAYS
1.	65	Service representatives and other customer and personal services occupations	NOC Skill Level C	797	21.6	22
2.	64	Sales representatives and salespersons - wholesale and retail trade	NOC Skill Level C	753	20.6	22
3.	74	Other installers, repairers and servicers and material handlers	NOC Skill Level C	576	18.5	17
4.	66	Sales support occupations	NOC Skill Level D	424	21.2	22
5.	75	Transport and heavy equipment operation and related maintenance occupations	NOC Skill Level C	356	24.2	22
6.	63	Service supervisors and specialized service occupations	NOC Skill Level B	350	25.1	22
7.	67	Service support and other service occupations, n.e.c.	NOC Skill Level D	329	21.4	22
8.	12	Administrative and financial supervisors and administrative occupations	NOC Skill Level B	280	24.1	22
9.	62	Retail sales supervisors and specialized sales occupations	NOC Skill Level B	266	21.7	22
10.	44	Care providers and educational, legal and public protection support occupations	NOC Skill Level C	258	30.4	22
11.	06	Middle management occupations in retail and wholesale trade and customer services	NOC Skill Level A	240	23.6	22
12.	14	Office support occupations	NOC Skill Level C	230	21.3	22
13.	72	Industrial, electrical and construction trades	NOC Skill Level B	230	29.3	22
14.	76	Trades helpers, construction labourers and related occupations	NOC Skill Level D	195	19.3	22
15.	40	Professional occupations in education services	NOC Skill Level A	193	29.2	22
16.	32	Technical occupations in health	NOC Skill Level B	163	23.9	22
17.	11	Professional occupations in business and finance	NOC Skill Level A	121	27.0	22
18.	21	Professional occupations in natural and applied sciences	NOC Skill Level A	119	27.2	22
19.	42	Paraprofessional occupations in legal, social, community and education services	NOC Skill Level B	118	21.8	22
20.	15	Distribution, tracking and scheduling co-ordination occupations	NOC Skill Level C	116	24.4	22
21.	34	Assisting occupations in support of health services	NOC Skill Level C	103	21.7	22
22.	73	Maintenance and equipment operation trades	NOC Skill Level B	101	29.1	22
23.	31	Professional occupations in health (except nursing)	NOC Skill Level A	97	16.6	15.5
24.	22	Technical occupations related to natural and applied sciences	NOC Skill Level B	93	30.4	22
25.	96	Labourers in processing, manufacturing and utilities	NOC Skill Level D	92	34.8	22
26.	41	Professional occupations in law and social, community and government services	NOC Skill Level A	88	27.1	22
27.	01	Senior managers - construction, transportation, production and utilities	NOC Skill Level A	72	24.4	22

## MULTILINGUAL JOB POSTINGS BY THE NUMBERS

ACTIVE POSTINGS  
**372**

NEW POSTINGS  
**140**

COMPANIES  
**186**

LANGUAGES  
**9**

## # OF DAYS POSTED

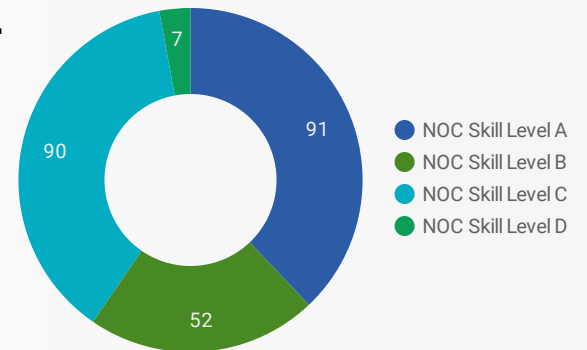
AVERAGE  
**23.6**

MEDIAN  
**22**

## MULTILINGUAL JOB POSTINGS BY SKILL LEVEL

What language skills are employers looking for by occupational skill level?

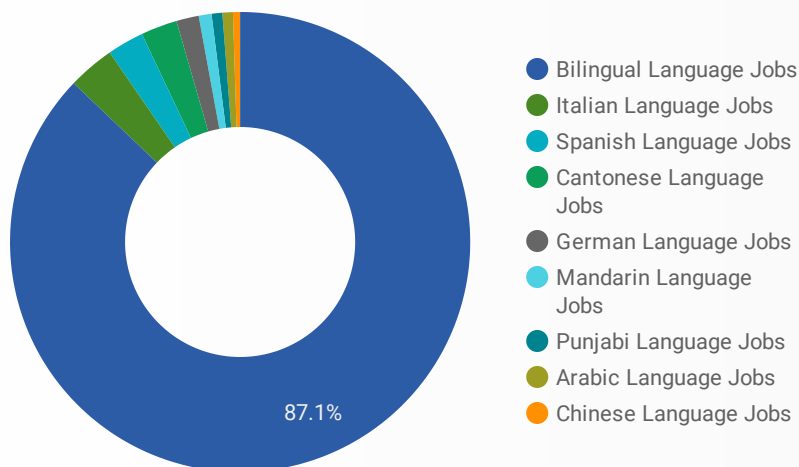
- 91** Skill Level A - Management/ Professional Occupations usually requiring University
- 52** Skill Level B - Usually college education or apprenticeship training
- 90** Skill Level C - Usually secondary education or occupation-specific training
- 7** Skill Level D - Usually on-the-job training



LANGUAGES	NOC Skill Level A	NOC Skill Level B	NOC Skill Level C	NOC Skill Level D
Bilingual Lan...	...	...	...	7
Italian Langu...		5	5	
Cantonese La...	2	1	2	
Spanish Lang...			4	
German Lang...	3	1		
Punjabi Lang...	1		2	
Chinese Lang...	1		1	

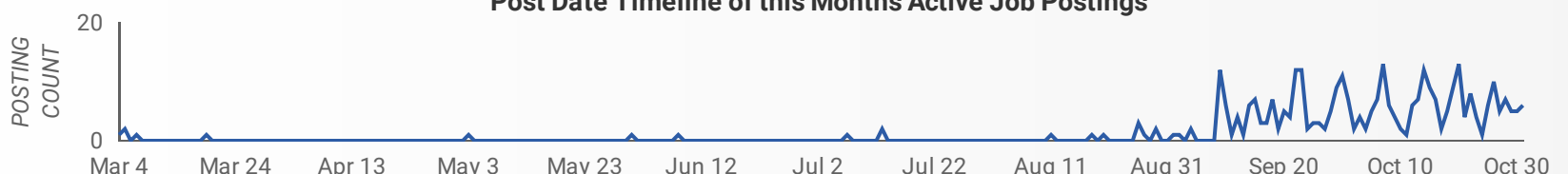
## LANGUAGE SKILLS BREAKDOWN

Which kinds of language skills do employers seek?



LANGUAGES	POSTING COUNT
1. Bilingual Language Jobs	328
2. Italian Language Jobs	13
3. Cantonese Language Jobs	9
4. Spanish Language Jobs	7
5. German Language Jobs	5
6. Mandarin Language Jobs	3

## Post Date Timeline of this Month's Active Job Postings



## LANGUAGE SKILLS BEING RECRUITED BY SKILL TYPE

What language skills are sought by 1-Digit NOC?

SKILL TYPE NAME	Bilingual ...	Italian La...	Cantones...	Spanish ...	German ...	Punjabi L...	Grand total
Business, finance and administration occu...	28			1	1		31
Health occupations	7		2				9
Management occupations	20				2	1	24
Natural and applied sciences and related o...	2				1		3
Natural resources, agriculture and related ...	1			1			2
Occupations in art, culture, recreation and ...	2						2
Occupations in education, law and social, ...	71	3	2			2	80
Sales and service occupations	76	6	1	2			85
Trades, transport and equipment operator...	2	1					4
<b>Grand total</b>	<b>209</b>	<b>10</b>	<b>5</b>	<b>4</b>	<b>4</b>	<b>3</b>	<b>240</b>

## MULTILINGUAL JOB POSTINGS BY MUNICIPALITY

What language skills are sought by 4-Digit NOC?

	MUNICIPALITY	JOB LANGUAGES	AVG POSTING LENGTH IN DAYS	MEDIAN POSTING LENGTH IN DAYS
1.	City of Oshawa	132	23.2	22
2.	City of Pickering	65	23.8	22
3.	City of Whitby	64	23.0	22
4.	City of Ajax	42	22.2	22
5.	Municipality of Clarington	26	22.8	22
6.	Municipality of Uxbridge	16	21.1	22
7.	Municipality of Scugog	8	25.9	22
8.	Municipality of Brock	3	26.1	22



## LANGUAGE DEMAND BY JOB

What language skills are sought by 4-Digit NOC?

4 DIGIT NOC NAME		POSTINGS ▾
1.	Elementary school and kindergarten teachers	39
2.	Retail salespersons	29
3.	Other customer and information services re...	22
4.	Home support workers, housekeepers and r...	19
5.	Retail and wholesale trade managers	11
6.	Cooks	8
7.	Other instructors	7
8.	Cashiers	7
9.	Secondary school teachers	7
10.	Shippers and receivers	5
11.	Retail sales supervisors	5
12.	Advertising, marketing and public relations ...	4
13.	Insurance adjusters and claims examiners	4
14.	Administrative officers	4
15.	Accounting and related clerks	3
16.	Bakers	3
17.	Other financial officers	3
18.	Insurance agents and brokers	3
19.	Human resources professionals	3
20.	Human resources and recruitment officers	2
21.	Registered nurses and registered psychiatri...	2
22.	General farm workers	2
23.	Security guards and related security service...	2
24.	Corporate sales managers	2
25.	Licensed practical nurses	2
26.	Material handlers	2
27.	Purchasing agents and officers	2
28.	Food and beverage servers	2
29.	Financial managers	1
30.	Opticians	1
31.	Conference and event planners	1
1 - 64 / 64		< >

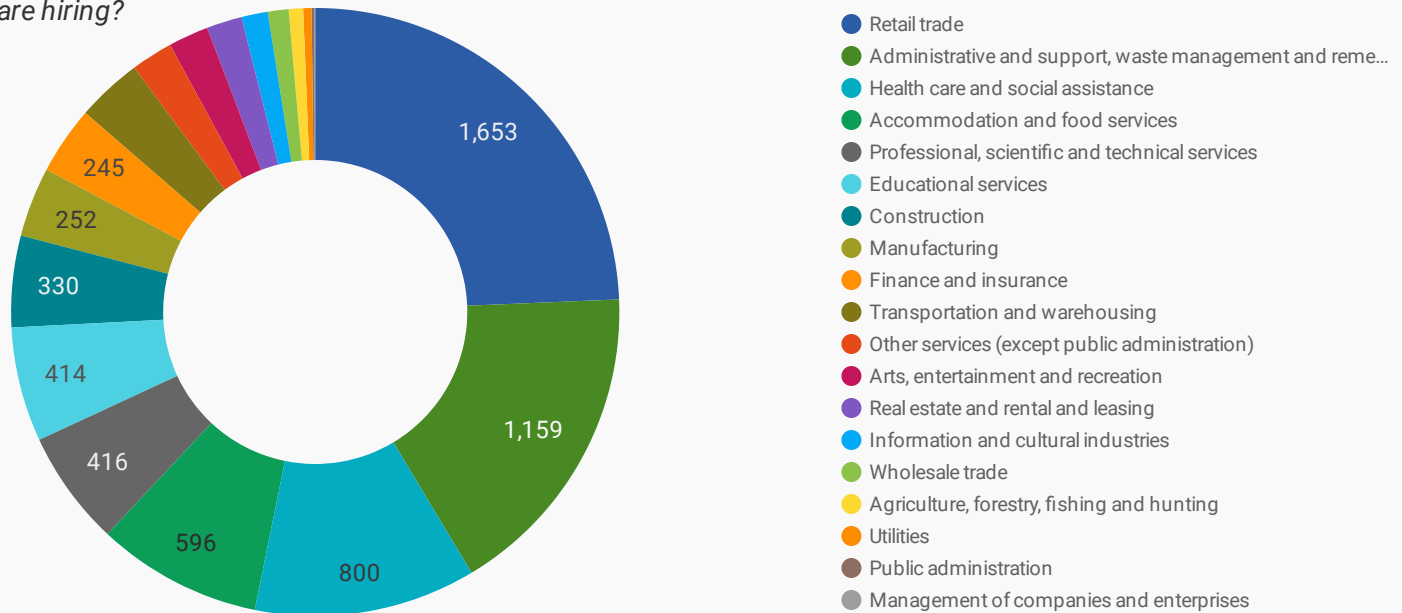
## MULTILINGUAL HIRING EMPLOYERS

Which employers are seeking multilingual candidates?

COMPANY		POSTINGS ▾
1.	Durham District School Board	39
2.	Bell	14
3.	Farm Boy Inc.	10
4.	Farm Boy	8
5.	Municipal Property Assessment Corporation	7
6.	Intact	6
7.	CBI Health	6
8.	BELL MOBILITY/BELL MOBILITÄ%	6
9.	Grandview Kids	5
10.	Safran	5
11.	Indigo	5
12.	Copart	4
13.	Lush Handmade Cosmetics	4
14.	Kawartha Pine Ridge District School Board	4
15.	Concentrix	4
16.	CM2 Solutions Inc.	4
17.	La Source	4
18.	F1 TECH INC.	4
19.	NFP Corp	3
20.	Reitmans	3
21.	Agilec	3
22.	Durham Region Unemployed Help Centre	3
23.	Alzheimer Society of Durham Region	3
24.	Workzoom	3
25.	East Penn Canada	3
26.	Pizzamunno Artisanal Pizza	3
27.	Banque De Developpement Du Canada FR	3
28.	BDO	3
29.	Durham Catholic District School Board	3
30.	Bell Canada	3
1 - 50 / 187		< >

## TOP HIRING SECTORS BY 2-DIGIT NAICS CODE

What sectors are hiring?



	2-DIGIT NAICS LABEL	NAICS CODE	POSTING COUNT	AVG POSTING LENGTH IN DAYS	MEDIAN POSTING LENGTH IN DAYS
1.	Retail trade	44-45	1,653	18.6	22
2.	Administrative and support, waste management and remediation services	56	1,159	27.7	22
3.	Health care and social assistance	62	800	24.1	22
4.	Accommodation and food services	72	596	23.5	22
5.	Professional, scientific and technical services	54	416	22.6	22
6.	Educational services	61	414	28.1	22
7.	Construction	23	330	23.7	22
8.	Manufacturing	31-33	252	20.6	22
9.	Finance and insurance	52	245	20.3	22
10.	Transportation and warehousing	48-49	237	22.0	22
11.	Other services (except public administration)	81	151	21.3	22
12.	Arts, entertainment and recreation	71	145	23.7	22
13.	Real estate and rental and leasing	53	128	19.6	22
14.	Information and cultural industries	51	95	24.5	22
15.	Wholesale trade	41	75	20.0	22
16.	Agriculture, forestry, fishing and hunting	11	52	32.0	22
17.	Utilities	22	30	20.5	22
18.	Public administration	91	9	21.0	22
19.	Management of companies and enterprises	55	4	22.0	22

NOTE: NAICS code 56 includes Employment Agencies. Manufacturing includes codes 31-33, Retail Trade includes codes 44-45 and Transportation and Warehousing includes codes 48-49.

## TOP HIRING SECTORS BY 3-DIGIT NAICS CODE

What sectors are hiring?

	3-DIGIT NAICS LABEL	NAICS CODE	POSTING COUNT ▾	AVG POSTING LENGTH IN DAYS	MEDIAN POSTING LENGTH IN DAYS
1.	Administrative and support services	561	1,118	27.9	22
2.	Food services and drinking places	722	534	23.9	22
3.	Ambulatory health care services	621	444	22.6	22
4.	Professional, scientific and technical services	541	416	22.6	22
5.	Educational services	611	414	28.1	22
6.	General merchandise stores	452	407	15.1	15
7.	Food and beverage stores	445	242	17.9	15.5
8.	Nursing and residential care facilities	623	234	29.0	22
9.	Specialty trade contractors	238	205	24.9	22
10.	Health and personal care stores	446	185	18.9	22
11.	Clothing and clothing accessories stores	448	177	22.3	22
12.	Motor vehicle and parts dealers	441	157	21.0	22
13.	Amusement, gambling and recreation industries	713	140	22.2	22
14.	Truck transportation	484	130	20.4	22
15.	Insurance carriers and related activities	524	118	21.1	22
16.	Social assistance	624	117	20.8	22
17.	Credit intermediation and related activities	522	117	19.8	16
18.	Construction of buildings	236	115	21.9	22
19.	Furniture and home furnishings stores	442	108	20.7	22
20.	Building material and garden equipment and supplies dealers	444	106	16.4	15
21.	Miscellaneous store retailers	453	90	17.0	15
22.	Telecommunications	517	86	24.9	22
23.	Real estate	531	79	20.4	22
24.	Sporting goods, hobby, book and music stores	451	67	21.7	22
25.	Transportation equipment manufacturing	336	59	15.7	14
26.	Personal and laundry services	812	58	20.1	22
27.	Accommodation services	721	54	21.0	22
28.	Non-store retailers	454	54	13.0	6
29.	Repair and maintenance	811	54	24.2	22
30.	Couriers and messengers	492	51	18.3	15
31.	Crop production	111	49	31.4	22



## TOP HIRING SECTORS BY 4-DIGIT NAICS CODE

What sectors are hiring?

	4-DIGIT NAICS LABEL	NAICS CODE	POSTING COUNT ▾	AVG POSTING LENGTH IN DAYS	MEDIAN POSTING LENGTH IN DAYS
1.	Employment services	5613	798	29.6	22
2.	Full-service restaurants and limited-service eating places	7225	466	24.3	22
3.	Department stores	4521	345	13.9	15
4.	Elementary and secondary schools	6111	273	31.8	22
5.	Grocery stores	4451	217	18.0	16
6.	Services to buildings and dwellings	5617	203	25.1	22
7.	Health and personal care stores	4461	185	18.9	22
8.	Community care facilities for the elderly	6233	168	30.3	22
9.	Home health care services	6216	153	24.6	22
10.	Clothing stores	4481	146	22.5	22
11.	General freight trucking	4841	123	20.3	22
12.	Agencies, brokerages and other insurance related activities	5242	115	21.1	22
13.	Offices of dentists	6212	113	21.0	22
14.	Automobile dealers	4411	100	21.6	22
15.	Building material and supplies dealers	4441	95	16.0	15
16.	Offices of other health practitioners	6213	95	19.7	22
17.	Architectural, engineering and related services	5413	93	26.5	22
18.	Other amusement and recreation industries	7139	88	22.8	22
19.	Other professional, scientific and technical services	5419	88	26.6	22
20.	Depository credit intermediation	5221	88	19.8	16
21.	Wired and wireless telecommunications carriers(except satellite)	5173	86	24.9	22
22.	Building equipment contractors	2382	82	26.8	22
23.	Advertising, public relations, and related services	5418	79	19.3	21
24.	Management, scientific and technical consulting services	5416	76	22.5	22
25.	Investigation and security services	5616	74	21.2	22
26.	Residential building construction	2361	70	20.0	22
27.	Special food services	7223	67	21.5	22
28.	Office supplies, stationery and gift stores	4532	63	16.6	17.5
29.	Furniture stores	4421	63	19.4	22
30.	Other general merchandise stores	4529	62	21.4	22
31.	Child day-care services	6244	62	22.0	22

## TOP HIRING SECTORS BY 5-DIGIT NAICS CODE

What sectors are hiring?

	5-DIGIT NAICS LABEL	NAICS CODE	POSTING COUNT ▾	AVG POSTING LENGTH IN DAYS	MEDIAN POSTING LENGTH IN DAYS
1.	Employment placement agencies and executive search services	56131	783	29.6	22
2.	Full-service restaurants and limited-service eating places	72251	466	24.3	22
3.	Department stores	45211	345	13.9	15
4.	Elementary and secondary schools	61111	273	31.8	22
5.	Supermarkets and other grocery (except convenience) stores	44511	206	18.1	18
6.	Community care facilities for the elderly	62331	168	30.3	22
7.	Home health care services	62161	153	24.6	22
8.	Offices of dentists	62121	113	21.0	22
9.	Insurance agencies and brokerages	52421	106	21.2	22
10.	Engineering services	54133	91	26.8	22
11.	Janitorial services	56172	89	26.1	22
12.	Wired and wireless telecommunications carriers (except satellite)	51731	86	24.9	22
13.	Hardware stores	44413	86	15.3	15
14.	Banking	52211	81	19.5	15
15.	Landscaping services	56173	76	23.8	22
16.	Fitness and recreational sports centres	71394	75	23.3	22
17.	Advertising agencies	54181	73	19.2	21
18.	General freight trucking, long distance	48412	70	19.5	22
19.	Residential building construction	23611	70	20.0	22
20.	Other health and personal care stores	44619	69	10.2	15
21.	Investigation, guard and armoured car services	56161	67	21.1	22
22.	Furniture stores	44211	63	19.4	22
23.	Management consulting services	54161	63	20.0	22
24.	Child day-care services	62441	62	22.0	22
25.	Office supplies and stationery stores	45321	62	16.4	15
26.	All other general merchandise stores	45299	62	21.4	22
27.	Nursing care facilities	62311	62	26.3	22
28.	Food service contractors	72231	61	22.1	22
29.	All other professional, scientific and technical services	54199	59	31.9	22
30.	Pharmacies and drug stores	44611	58	23.5	22
31.	Automobile and light-duty motor vehicle manufacturing	33611	58	15.5	13.5

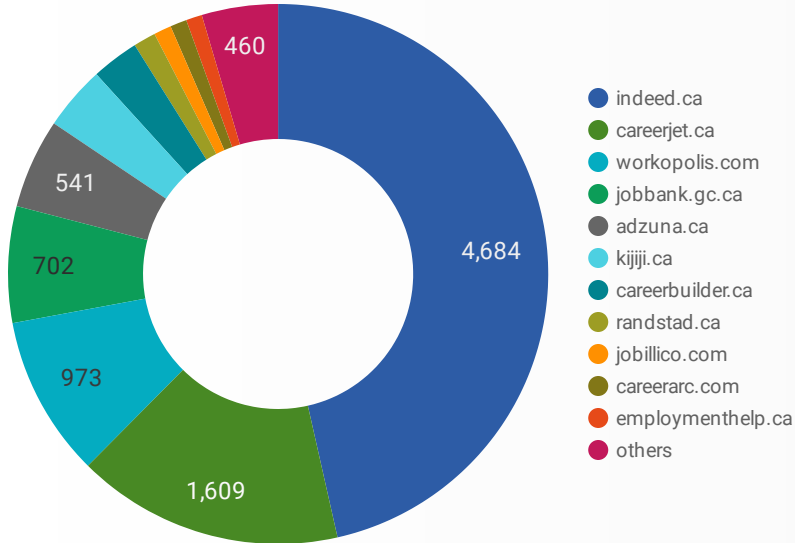
## TOP HIRING SECTORS BY 6-DIGIT NAICS CODE

What sectors are hiring?

	6-DIGIT NAICS LABEL	NAICS CODE	POSTING COUNT ▼	AVG POSTING LENGTH IN DAYS	MEDIAN POSTING LENGTH IN DAYS
1.	Employment placement agencies and executive search services	561310	783	29.6	22
2.	Department stores	452110	345	13.9	15
3.	Limited-service eating places	722512	287	21.6	22
4.	Elementary and secondary schools	611110	273	31.8	22
5.	Supermarkets and other grocery (except convenience) stores	445110	206	18.1	18
6.	Full-service restaurants	722511	179	29.0	22
7.	Community care facilities for the elderly	623310	168	30.3	22
8.	Home health care services	621610	153	24.6	22
9.	Offices of dentists	621210	113	21.0	22
10.	Insurance agencies and brokerages	524210	106	21.2	22
11.	Engineering services	541330	91	26.8	22
12.	Janitorial services (except window cleaning)	561722	88	26.1	22
13.	Wired and wireless telecommunications carriers (except satellite)	517310	86	24.9	22
14.	Hardware stores	444130	86	15.3	15
15.	Personal and commercial banking industry	522111	81	19.5	15
16.	Landscaping services	561730	76	23.8	22
17.	Fitness and recreational sports centres	713940	75	23.3	22
18.	Advertising agencies	541810	73	19.2	21
19.	Residential building construction	236110	70	20.0	22
20.	All other health and personal care stores	446199	68	10.1	15
21.	Security guard and patrol services	561612	67	21.1	22
22.	Furniture stores	442110	63	19.4	22
23.	Office supplies and stationery stores	453210	62	16.4	15
24.	Nursing care facilities	623110	62	26.3	22
25.	Child day-care services	624410	62	22.0	22
26.	Food service contractors	722310	61	22.1	22
27.	All other professional, scientific and technical services	541990	59	31.9	22
28.	Pharmacies and drug stores	446110	58	23.5	22
29.	Automobile and light-duty motor vehicle manufacturing	336110	58	15.5	13.5
30.	Community colleges and C.E.G.E.P.s	611210	57	19.4	22
31.	Used car dealers	441100	54	22.1	21.5

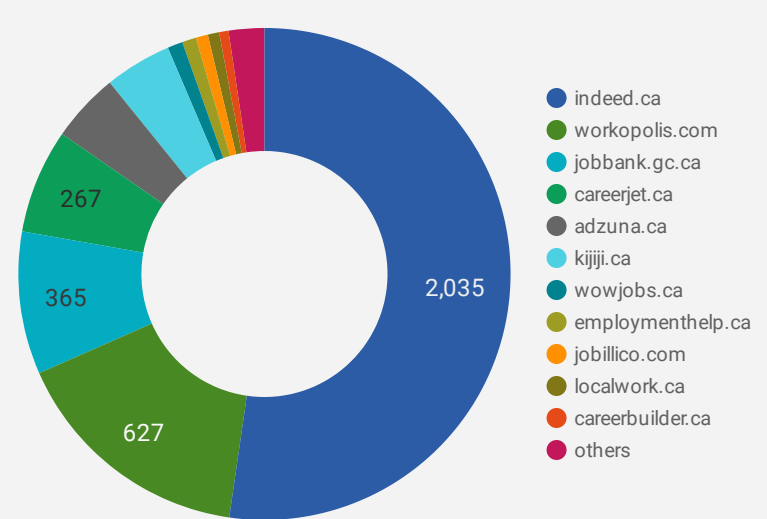
## JOB POSTINGS BY JOB BOARD

What share of unique job postings appear on each job board?



## COMPANIES BY JOB BOARD

What share of unique job postings appear on each job board?



## JOB POSTING DETAILS BY JOB BOARD

How does job posting activity differ by job board?

	JOB BOARD	POSTING COUNT ▾	AVG POSTING LENGTH IN DAYS	MEDIAN POSTING LENGTH IN DAYS	# OF COMPANIES
1.	indeed.ca	4,684	22.0	22	2,035
2.	careerjet.ca	1,609	27.1	18	267
3.	workopolis.com	973	15.0	15	627
4.	jobbank.gc.ca	702	40.8	31	365
5.	adzuna.ca	541	15.0	15	177
6.	kijiji.ca	387	15.0	15	171
7.	careerbuilder.ca	286	8.6	2	24
8.	randstad.ca	135	55.1	69	1
9.	jobillico.com	106	32.5	30	31
10.	careerarc.com	100	27.4	22	18
11.	employmenthelp.ca	97	57.9	47	36
12.	agilec.ca	65	31.4	29	8
13.	network.applytoeducation.com	64	16.3	5	6
14.	wowjobs.ca	55	16.0	16	39
15.	localwork.ca	53	33.7	31	29
16.	druhc.1c1.ca	51	16.0	16	12
17.	pickering.ca	30	20.4	18	1