

JOB DEMAND REPORT

SEPTEMBER 2021

HIGHLIGHTS

JOB POSTINGS BY THE NUMBERS

POSTING COUNT	NEW THIS MONTH	COMPANIES	JOB BOARDS
10,286	6,044	3,376	35

OF DAYS POSTED

AVERAGE	MEDIAN
22.9	22

REPORT BUILDER

The default filter selection below will show all job demand data for the month. You can use the filters to create a customized report for the purpose of understanding a subset of the data.

OCCUPATION FILTERS

SKILL TYPE NAME / 1-DIGIT NOC	▼
MAJOR GROUP / 2-DIGIT NOC	▼
MINOR GROUP / 3-DIGIT NOC	▼
UNIT GROUP / 4-DIGIT NOC	▼
SKILL LEVEL	▼
JOB TYPE	▼
JOB DURATION	▼
ADDITIONAL LANGUAGE	▼
SPECIFIC JOB TAGS	▼

INDUSTRY/SECTOR FILTERS

HIRING SECTOR BY 2-DIGIT NAICS CODE	▼
HIRING SECTOR BY 3-DIGIT NAICS CODE	▼
HIRING SECTOR BY 4-DIGIT NAICS CODE	▼
HIRING SECTOR BY 5-DIGIT NAICS CODE	▼
HIRING SECTOR BY 6-DIGIT NAICS CODE	▼

OTHER FILTERS

MUNICIPALITY	▼
JOB BOARD	▼

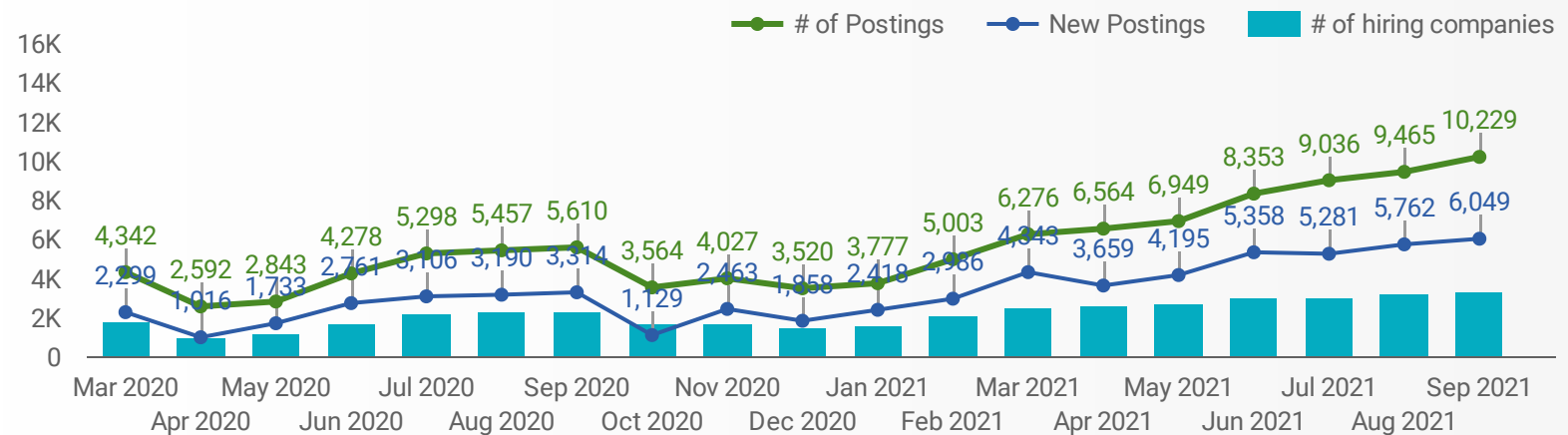
NOC = National Occupation Classification | NAICS = North American Industry Classification System

Source:

Job posting data collected by Durham Workforce Authority from job boards and employer websites who recruit candidates in Durham Region.

JOB POSTINGS BY MONTH FOR DURHAM REGION

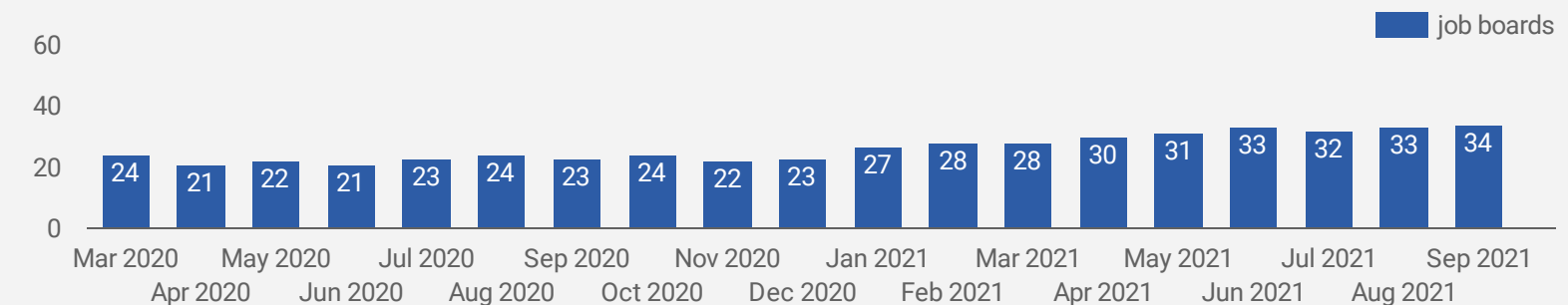
How many job postings were active for at least 1 day this month?



NOTE: This graph cannot be filtered using the controls on the cover page

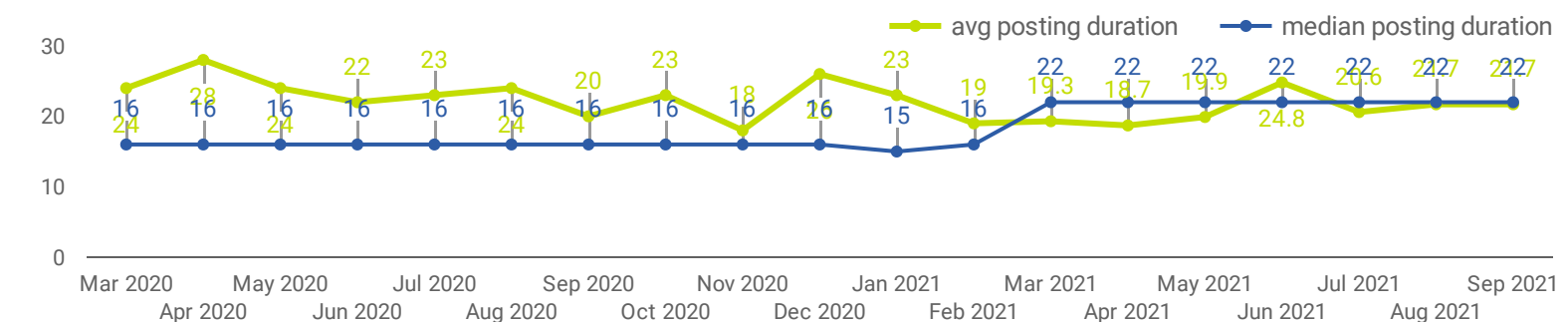
NUMBER OF ACTIVE JOB BOARDS

How many job postings were active for at least 1 day this month on these job boards?



AVG & MEDIAN POSTING LENGTH BY DAYS

How long are employers having to recruit for to find candidates to fill their job vacancies?




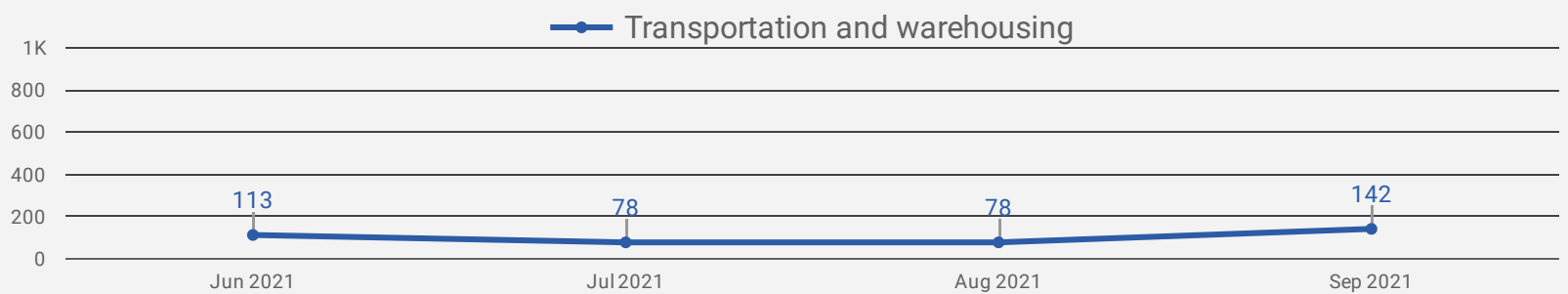
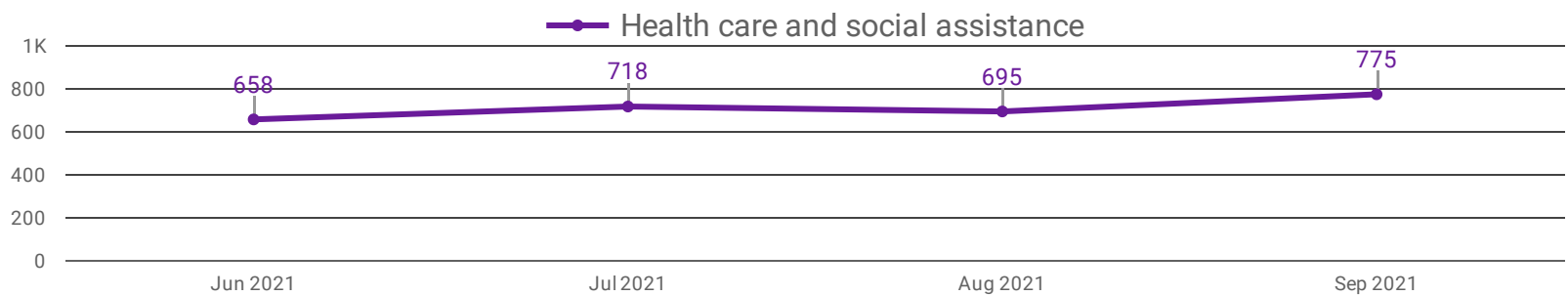
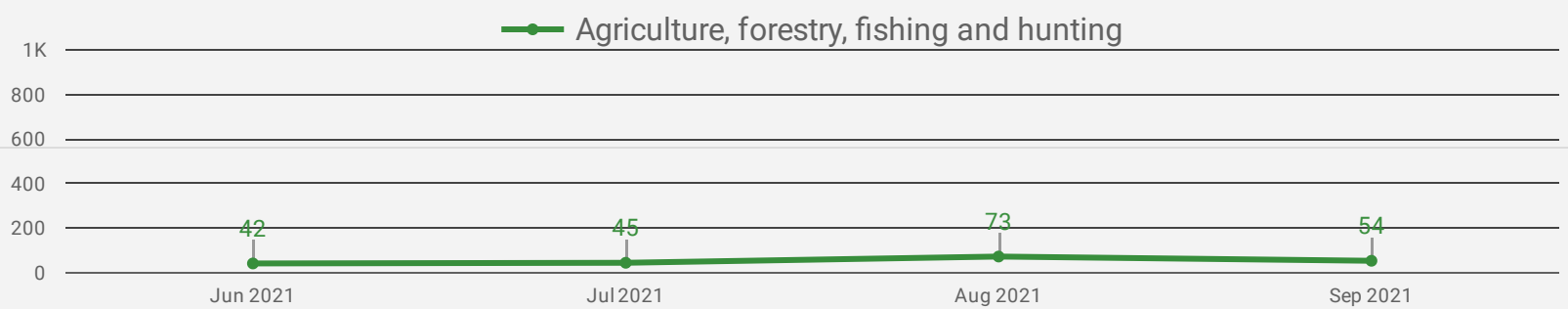

POST DATE TIMELINE FOR THIS MONTH'S ACTIVE JOB POSTINGS

How many job postings were active for at least 1 day this month?



DEMAND BY KEY SECTOR (DURHAM REGION)

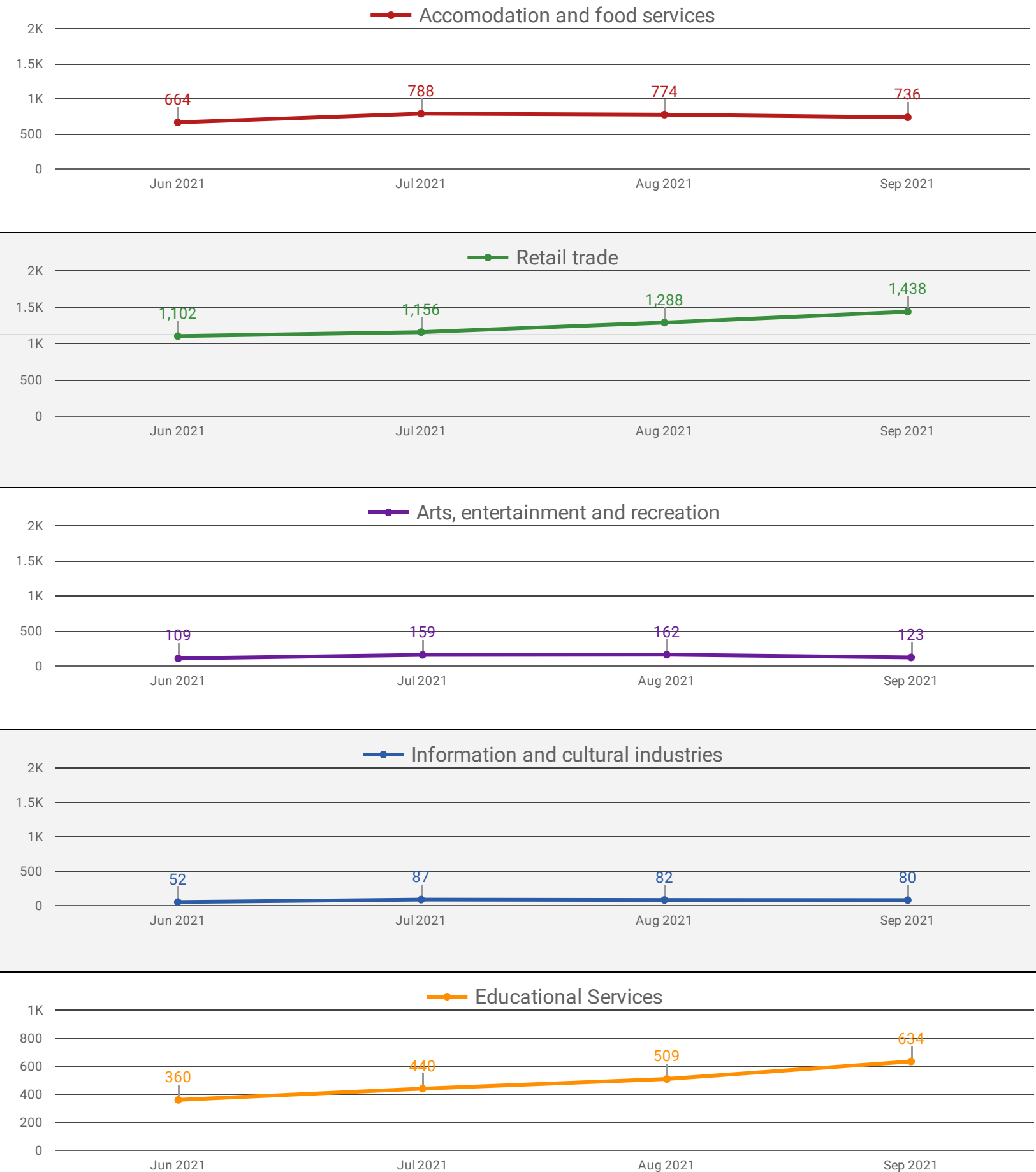
How many job postings were active for at least 1 day this month by sector?



NOTE: This graph cannot be filtered using the controls on the cover page

DEMAND BY IMPACTED SECTOR (DURHAM REGION)

How many job postings were active for at least 1 day this month by sector?

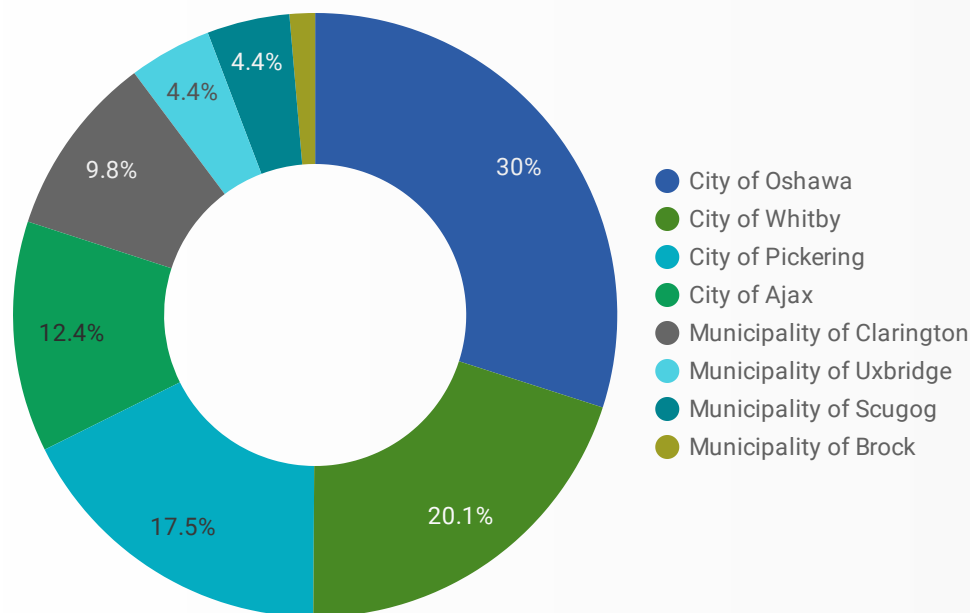


NOTE: This graph cannot be filtered using the controls on the cover page

JOB POSTINGS BY MUNICIPALITY

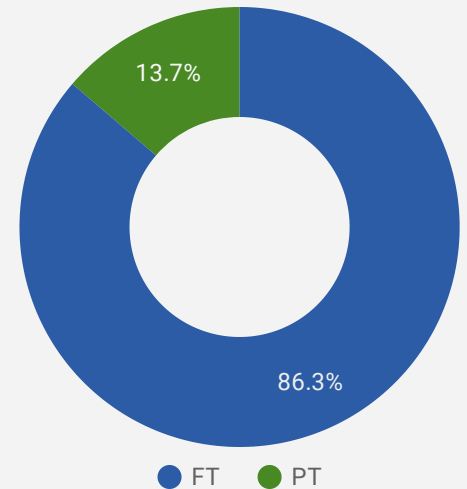
How many job postings were active for at least 1 day this month?

	MUNICIPALITY	POSTING COUNT	AVG POSTING LENGTH IN DAYS	MEDIAN POSTING LENGTH IN DAYS
1.	City of Oshawa	3,008	22.8	22
2.	City of Whitby	2,023	22.1	22
3.	City of Pickering	1,762	22.4	22
4.	City of Ajax	1,241	22.6	22
5.	Municipality of Clarington	982	23.8	22
6.	Municipality of Uxbridge	445	23.8	22
7.	Municipality of Scugog	444	27.2	22
8.	Municipality of Brock	137	22.7	22



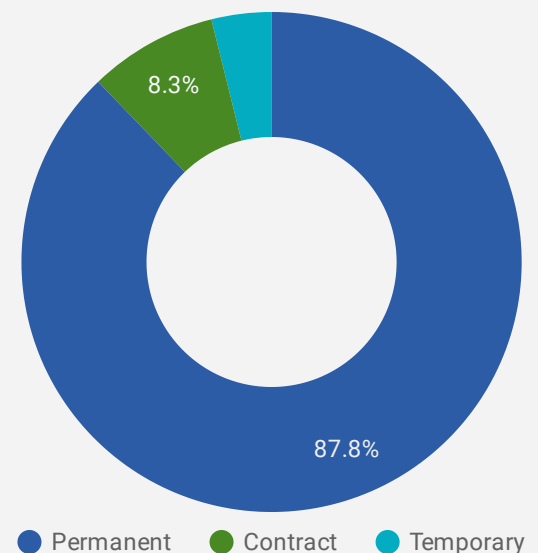
JOB TYPE

Full-time vs Part-time



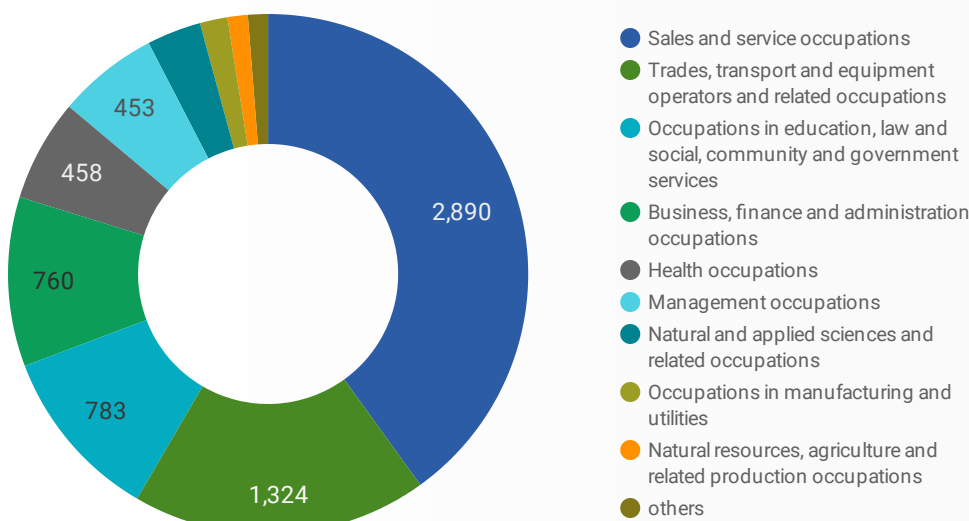
JOB DURATION

Permanency of jobs posted



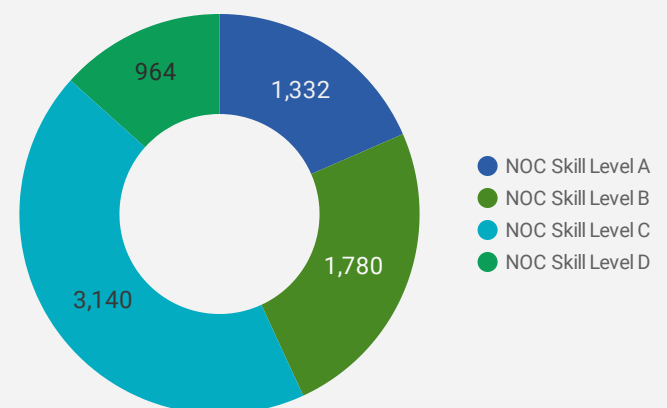
JOB POSTINGS BY SKILL TYPE

What skill type is being recruited?



JOB POSTINGS BY SKILL LEVEL

What education do occupations typically require?



Skill Level A = Usually University education | Skill Level B = Usually College education or Apprenticeship training | Skill Level C = Usually Secondary education or occupation-specific training | Skill Level D = Usually on-the-job training

TOP HIRING EMPLOYERS & AGENCIES

Who is hiring?

	COMPANY	MUNICIPALITY	POSTINGS COUNT ▾	AVG POSTING LENGTH IN DAYS	MEDIAN POSTING LENGTH IN DAYS
1.	Durham District School Board	City of Whitby	157	17.8	15
2.	Randstad Canada	City of Oshawa	121	42.5	20
3.	Durham District School Board	City of Oshawa	102	19.3	22
4.	Randstad	City of Oshawa	95	15.1	12
5.	Thermo Fisher Scientific	City of Whitby	64	27.5	22
6.	Durham Catholic District School Board	City of Oshawa	60	16.5	4
7.	Durham District School Board	City of Ajax	57	18.2	22
8.	Durham College	City of Oshawa	49	22.1	22
9.	Ontario Shores Centre for Mental Health Services	City of Whitby	41	20.5	22
10.	Ontario Tech University	City of Oshawa	40	19.8	22
11.	General Motors	City of Oshawa	40	14.4	14
12.	City of Pickering	City of Pickering	39	13.0	10
13.	Finesight Solutions	City of Pickering	38	13.9	15
14.	Durham Region Unemployed Help Centre	null	38	16.0	16
15.	Cannapiece Corp.	City of Pickering	36	20.4	22
16.	Medtronic	Municipality of Scugog	30	56.5	53
17.	Durham Region	Municipality of Uxbridge	28	41.0	24
18.	VPI Working Solutions	City of Oshawa	28	72.3	85
19.	Durham Region	Municipality of Scugog	28	31.9	31
20.	Lakeridge Health	City of Oshawa	28	19.8	22
21.	BDO	City of Oshawa	28	21.2	22
22.	Durham District School Board	City of Pickering	27	16.6	19
23.	Telecon	City of Whitby	27	21.1	22
24.	Intact	City of Ajax	26	21.5	22
25.	Randstad Canada	City of Ajax	24	56.6	54
26.	LEND CARE	City of Pickering	23	20.7	22
27.	Fine Sight Solutions	City of Pickering	21	27.0	29
28.	The Town of Whitby	City of Whitby	21	20.1	22
29.	Walmart Canada	City of Oshawa	21	16.3	22
30.	Walmart Canada	City of Oshawa	20	17.0	15

TOP HOURLY WAGES IN JOB POSTINGS

What are employers willing to pay to find the perfect candidate?

of Minimum Wage Job Postings

310










	JOB TITLE	COMPANY	LOCATION	WAGE VALUE ▾
1.	Carrier Shortage Driver Required (thursday Only)	The Ajax Pickering News Advertiser	City of Oshawa	90 
2.	Automotive Used Market Analyst	VW Credit Canada Inc	City of Ajax	83 
3.	Registered Massage Therapist U-823	Durham Region	Municipality of Scugog	80 
4.	Hiring subcontractors	Kijiji Jobs	City of Whitby	75 
5.	Physiotherapist	Meridian Home Care Services Inc.	City of Ajax	75 
6.	Retail Floor Cleaner	GCBS Group	City of Whitby	75 
7.	21-052 - Vendor Quality & Performance Officer	Morson International	Municipality of Clarington	65 
8.	Pcm, Inpatient Surgery Lho& Lhap	Lakeridge Health	City of Oshawa	65 
9.	Patient Care Manager, Medicine	Lakeridge Health	City of Oshawa	65 
10.	Radiation Surveyor	Nuvia Canada Inc.	Municipality of Clarington	65 
11.	Pcm, Ambulatory Clinics & Special Projects	Lakeridge Health	City of Oshawa	61.64 
12	Patient Care Manager Med/surg	Lakeridge Health	Municipality of Scugog	61.64 

1 - 100 / 2992



TOP SALARIES IN JOB POSTINGS

What are employers willing to pay to find the perfect candidate?

	JOB TITLE	COMPANY	LOCATION	WAGE VALUE ▾
1.	Realtor	One Percent Realty Ltd. Brokerage	City of Oshawa	350,000 
2.	Realtor	One Percent Realty Ltd. Brokerage	City of Pickering	350,000 
3.	Mortgage Agent	Allure Mortgage Firm	City of Ajax	300,000 
4.	Insurance Broker	Billyard Insurance Group - Oshawa	City of Oshawa	200,000 
5.	Experienced Personal Lines Sales Broker	Mitchell & Whale Insurance Brokers	City of Whitby	200,000 
6.	Az Owner Operator - Local Delivery	TSN Express Limited	City of Pickering	198,500 
7.	Real Estate Salesperson	Royal York Property Management	null	180,000 
8.	Chiropractor Wanted	Lakeview Health and Wellness Inc.	Municipality of Scugog	153,497 
9.	Az Flatbed Truck Drivers Needed	ROADRUNNER PRIME LOGISTICS INC	City of Oshawa	150,000 

1 - 100 / 4218

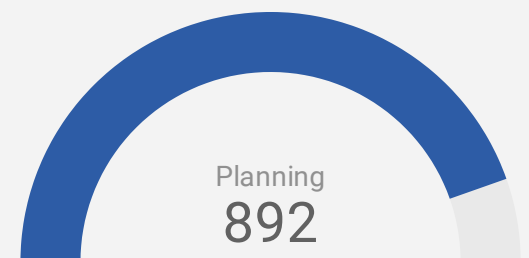
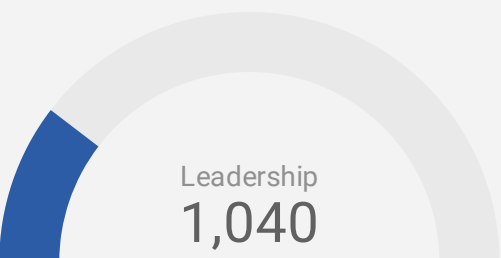
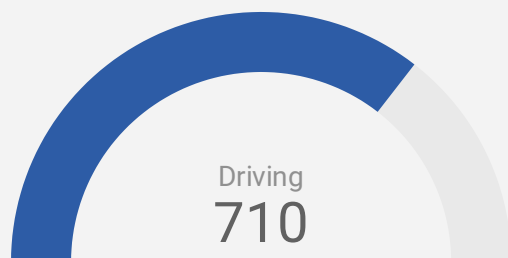
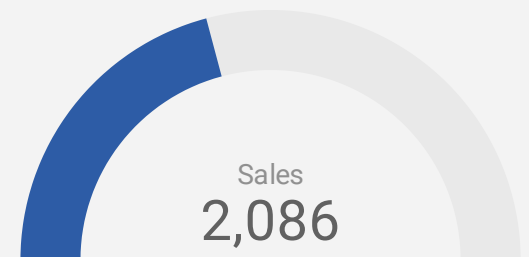
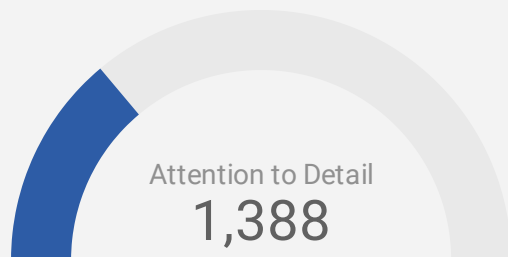
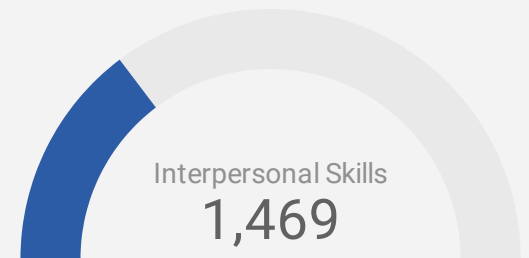
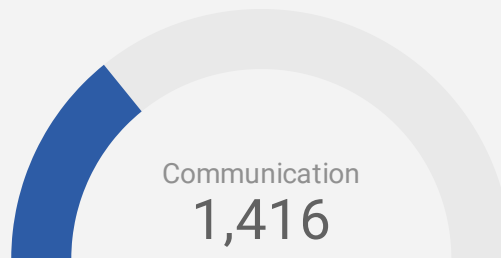
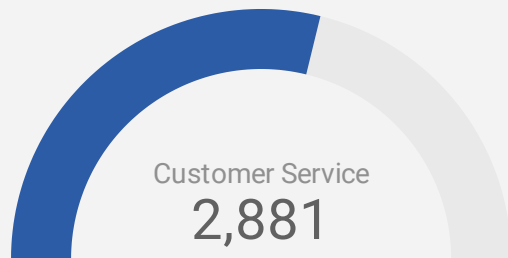


TOP IN-DEMAND SKILLS

How many times were these skills found in job postings?

ACTIVE JOB POSTINGS THIS MONTH

10,286

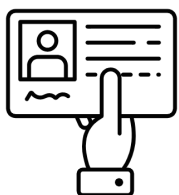


KEY JOB REQUIREMENTS

How often are these requirements desired in job postings?

ACTIVE JOB POSTINGS THIS MONTH

10,286



Driver's License
1,331



JOB LANGUAGES
440

TOP OCCUPATIONS BY SKILL, FREQUENCY & DURATION

What jobs are in-demand and/or hard to fill?

	4 DIGIT NOC	4 DIGIT NOC NAME	SKILL LEVEL	POSTING COUNT ▾	AVG POSTING LENGTH IN DAYS	MEDIAN POSTING LENGTH IN DAYS
1.	6421	Retail salespersons	NOC Skill Level C	679	21.3	22
2.	7452	Material handlers	NOC Skill Level C	387	20.3	17.5
3.	6513	Food and beverage servers	NOC Skill Level C	308	21.7	17
4.	6552	Other customer and information services representatives	NOC Skill Level C	291	19.5	15.5
5.	4032	Elementary school and kindergarten teachers	NOC Skill Level A	248	19.2	22
6.	6322	Cooks	NOC Skill Level B	220	26.2	22
7.	4412	Home support workers, housekeepers and related occupations	NOC Skill Level C	210	24.8	22
8.	621	Retail and wholesale trade managers	NOC Skill Level A	185	22.4	22
9.	6622	Store shelf stockers, clerks and order fillers	NOC Skill Level D	168	18.8	15
10.	7611	Construction trades helpers and labourers	NOC Skill Level D	157	23.2	22
11.	6731	Light duty cleaners	NOC Skill Level D	151	19.8	22
12.	6211	Retail sales supervisors	NOC Skill Level B	151	20.4	22
13.	7514	Delivery and courier service drivers	NOC Skill Level C	145	19.7	22
14.	6611	Cashiers	NOC Skill Level D	139	24.0	22
15.	1241	Administrative assistants	NOC Skill Level B	138	22.4	22
16.	7511	Transport truck drivers	NOC Skill Level C	128	20.2	22
17.	1414	Receptionists	NOC Skill Level C	119	18.8	22
18.	6541	Security guards and related security service occupations	NOC Skill Level C	109	29.2	22
19.	6711	Food counter attendants, kitchen helpers and related support occupations	NOC Skill Level D	87	23.8	22
20.	9619	Other labourers in processing, manufacturing and utilities	NOC Skill Level D	79	33.6	22
21.	6512	Bartenders	NOC Skill Level C	73	23.8	22
22.	6222	Retail and wholesale buyers	NOC Skill Level B	67	16.5	15
23.	3411	Dental assistants	NOC Skill Level C	67	22.9	22
24.	1114	Other financial officers	NOC Skill Level A	62	28.6	16.5
25.	3012	Registered nurses and registered psychiatric nurses	NOC Skill Level A	61	29.6	28
26.	7271	Carpenters	NOC Skill Level B	61	20.0	22
27.	1411	General office support workers	NOC Skill Level C	58	19.3	22
28.	4214	Early childhood educators and assistants	NOC Skill Level B	57	24.9	21.5
29.	3219	Other medical technologists and technicians (except dental health)	NOC Skill Level B	57	20.8	22

JOB POSTINGS BY 3-DIGIT NATIONAL OCCUPATION CLASSIFICATION

What jobs are hard to fill and/or in-demand?

	3 DIGIT NOC	3 DIGIT NOC NAME	SKILL LEVEL	POSTING COUNT ▼	AVG POSTING LENGTH IN DAYS	MEDIAN POSTING LENGTH IN DAYS
1.	642	Retail salespersons	NOC Skill Level C	679	21.3	22
2.	651	Occupations in food and beverage service	NOC Skill Level C	418	22.7	22
3.	745	Longshore workers and material handlers	NOC Skill Level C	387	20.3	17.5
4.	403	Secondary and elementary school teachers and educational counsellors	NOC Skill Level A	306	19.2	22
5.	751	Motor vehicle and transit drivers	NOC Skill Level C	305	24.7	22
6.	655	Customer and information services representatives	NOC Skill Level C	294	19.6	16
7.	673	Cleaners	NOC Skill Level D	249	20.7	22
8.	632	Chefs and cooks	NOC Skill Level B	245	26.1	22
9.	441	Home care providers and educational support occupations	NOC Skill Level C	242	27.7	22
10.	062	Retail and wholesale trade managers	NOC Skill Level A	185	22.4	22
11.	662	Other sales support and related occupations	NOC Skill Level D	180	18.6	15
12.	141	General office workers	NOC Skill Level C	180	19.0	22
13.	761	Trades helpers and labourers	NOC Skill Level D	159	23.2	22
14.	621	Retail sales supervisors	NOC Skill Level B	151	20.4	22
15.	124	Office administrative assistants - general, legal and medical	NOC Skill Level B	149	22.3	22
16.	661	Cashiers	NOC Skill Level D	139	24.0	22
17.	341	Assisting occupations in support of health services	NOC Skill Level C	112	22.3	22
18.	654	Security guards and related security service occupations	NOC Skill Level C	109	29.2	22
19.	421	Paraprofessional occupations in legal, social, community and education services	NOC Skill Level B	103	22.9	22
20.	152	Supply chain logistics, tracking and scheduling co-ordination occupations	NOC Skill Level C	98	25.1	22
21.	122	Administrative and regulatory occupations	NOC Skill Level B	95	23.0	22
22.	111	Auditors, accountants and investment professionals	NOC Skill Level A	87	27.9	18
23.	671	Food counter attendants, kitchen helpers and related support occupations	NOC Skill Level D	87	23.8	22
24.	961	Labourers in processing, manufacturing and utilities	NOC Skill Level D	82	32.9	22
25.	323	Other technical occupations in health care	NOC Skill Level B	80	42.1	22
26.	321	Medical technologists and technicians (except dental health)	NOC Skill Level B	74	20.2	22
27.	622	Technical sales specialists in wholesale trade and retail and wholesale buyers	NOC Skill Level B	70	16.4	15
28.	631	Service supervisors	NOC Skill Level B	68	37.7	22

JOB POSTINGS BY 2-DIGIT NATIONAL OCCUPATION CLASSIFICATION

What jobs are hard to fill and/or in-demand?

	2 DIGIT NOC	2 DIGIT NOC NAME	SKILL LEVEL	POSTING COUNT ▾	AVG POSTING LENGTH IN DAYS	MEDIAN POSTING LENGTH IN DAYS
1.	65	Service representatives and other customer and personal services occupations	NOC Skill Level C	886	22.4	22
2.	64	Sales representatives and salespersons - wholesale and retail trade	NOC Skill Level C	698	21.2	22
3.	74	Other installers, repairers and servicers and material handlers	NOC Skill Level C	414	20.4	17.5
4.	75	Transport and heavy equipment operation and related maintenance occupations	NOC Skill Level C	365	24.5	22
5.	63	Service supervisors and specialized service occupations	NOC Skill Level B	363	27.0	22
6.	67	Service support and other service occupations, n.e.c.	NOC Skill Level D	344	21.6	22
7.	40	Professional occupations in education services	NOC Skill Level A	332	20.0	22
8.	66	Sales support occupations	NOC Skill Level D	319	21.0	16
9.	62	Retail sales supervisors and specialized sales occupations	NOC Skill Level B	280	19.5	16
10.	12	Administrative and financial supervisors and administrative occupations	NOC Skill Level B	264	22.6	22
11.	72	Industrial, electrical and construction trades	NOC Skill Level B	263	26.3	22
12.	06	Middle management occupations in retail and wholesale trade and customer services	NOC Skill Level A	263	27.1	22
13.	44	Care providers and educational, legal and public protection support occupations	NOC Skill Level C	244	27.7	22
14.	14	Office support occupations	NOC Skill Level C	234	19.5	22
15.	32	Technical occupations in health	NOC Skill Level B	176	28.8	22
16.	76	Trades helpers, construction labourers and related occupations	NOC Skill Level D	166	23.3	22
17.	21	Professional occupations in natural and applied sciences	NOC Skill Level A	131	39.7	22
18.	15	Distribution, tracking and scheduling co-ordination occupations	NOC Skill Level C	117	24.7	22
19.	73	Maintenance and equipment operation trades	NOC Skill Level B	116	30.9	22
20.	34	Assisting occupations in support of health services	NOC Skill Level C	112	22.3	22
21.	22	Technical occupations related to natural and applied sciences	NOC Skill Level B	112	25.7	22
22.	11	Professional occupations in business and finance	NOC Skill Level A	109	25.4	17
23.	31	Professional occupations in health (except nursing)	NOC Skill Level A	106	20.5	22
24.	42	Paraprofessional occupations in legal, social, community and education services	NOC Skill Level B	103	22.9	22
25.	41	Professional occupations in law and social, community and government services	NOC Skill Level A	103	22.9	22
26.	01	Senior managers - construction, transportation, production and utilities	NOC Skill Level A	82	29.6	22
27.	96	Labourers in processing, manufacturing and utilities	NOC Skill Level D	82	32.9	22

MULTILINGUAL JOB POSTINGS BY THE NUMBERS

ACTIVE POSTINGS
505

NEW POSTINGS
250

COMPANIES
185

LANGUAGES
10

OF DAYS POSTED

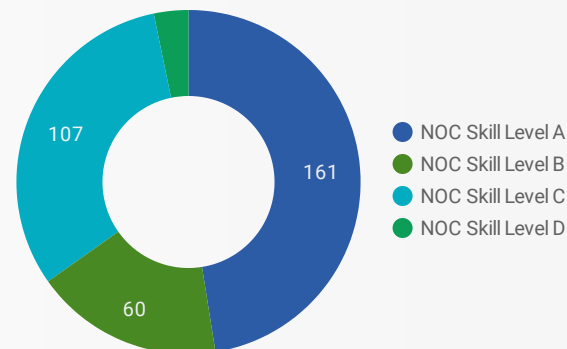
AVERAGE
23.1

MEDIAN
22

MULTILINGUAL JOB POSTINGS BY SKILL LEVEL

What language skills are employers looking for by occupational skill level?

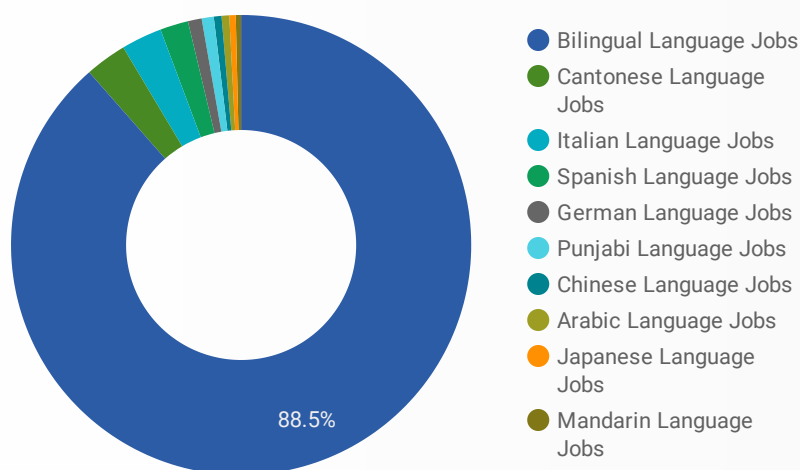
- 161** Skill Level A - Management/ Professional Occupations usually requiring University
- 60** Skill Level B - Usually college education or apprenticeship training
- 107** Skill Level C - Usually secondary education or occupation-specific training
- 11** Skill Level D - Usually on-the-job training



LANGUAGES	NOC Skill Level A	NOC Skill Level B	NOC Skill Level C	NOC Skill Level D
Bilingual Lan...	153	50	84	9
Italian Langu...		6	8	2
Cantonese La...	3	2	4	
Spanish Lang...			5	
Chinese Lang...	2		2	
Punjabi Lang...	2		1	
Mandarin Lan...		1	1	

LANGUAGE SKILLS BREAKDOWN

Which kinds of language skills do employers seek?



LANGUAGES	POSTING COUNT
1. Bilingual Language Jobs	440
2. Italian Language Jobs	22
3. Cantonese Language Jobs	12
4. Spanish Language Jobs	9
5. German Language Jobs	7
6. Chinese Language Jobs	4

Post Date Timeline of this Month's Active Job Postings



LANGUAGE SKILLS BEING RECRUITED BY SKILL TYPE

What language skills are sought by 1-Digit NOC?

SKILL TYPE NAME	Bilingual ...	Italian La...	Cantones...	Spanish ...	Chinese ...	Punjabi L...	Grand total
Business, finance and administration occu...	36			1			37
Health occupations	8		2				10
Management occupations	26				1	2	30
Natural and applied sciences and related o...	2						3
Natural resources, agriculture and related ...	1						1
Occupations in education, law and social, ...	142	3	4		1	1	151
Sales and service occupations	79	13	3	4	2		104
Trades, transport and equipment operator...	2						3
Grand total	296	16	9	5	4	3	339

MULTILINGUAL JOB POSTINGS BY MUNICIPALITY

What language skills are sought by 4-Digit NOC?

	MUNICIPALITY	JOB LANGUAGES	AVG POSTING LENGTH IN DAYS	MEDIAN POSTING LENGTH IN DAYS
1.	City of Oshawa	195	22.8	22
2.	City of Whitby	105	22.1	22
3.	City of Pickering	71	22.4	22
4.	City of Ajax	66	22.6	22
5.	Municipality of Clarington	31	23.8	22
6.	Municipality of Uxbridge	16	23.8	22
7.	Municipality of Scugog	6	27.2	22
8.	Municipality of Brock	4	22.7	22



LANGUAGE DEMAND BY JOB

What language skills are sought by 4-Digit NOC?

4 DIGIT NOC NAME	POSTINGS
1. Elementary school and kindergarten teachers	109
2. Retail salespersons	34
3. Other customer and information services re...	27
4. Retail and wholesale trade managers	17
5. Home support workers, housekeepers and r...	12
6. Cooks	10
7. Shippers and receivers	8
8. Other instructors	8
9. Food and beverage servers	8
10. Secondary school teachers	6
11. Insurance adjusters and claims examiners	5
12. Cashiers	5
13. Food counter attendants, kitchen helpers an...	4
14. Retail sales supervisors	4
15. Administrative assistants	4
16. Early childhood educators and assistants	4
17. Chefs	3
18. Business development officers and marketi...	3
19. General office support workers	3
20. Advertising, marketing and public relations ...	3
21. Social policy researchers, consultants and p...	3
22. Security guards and related security service...	2
23. Executive assistants	2
24. Automotive service technicians, truck and b...	2
25. Purchasing agents and officers	2
26. Accounting and related clerks	2
27. Registered nurses and registered psychiatri...	2
28. Accommodation service managers	2
29. Collectors	2
30. Respiratory therapists, clinical perfusionist...	2
31. Managers in health care	2

1 - 67 / 67 < >

MULTILINGUAL HIRING EMPLOYERS

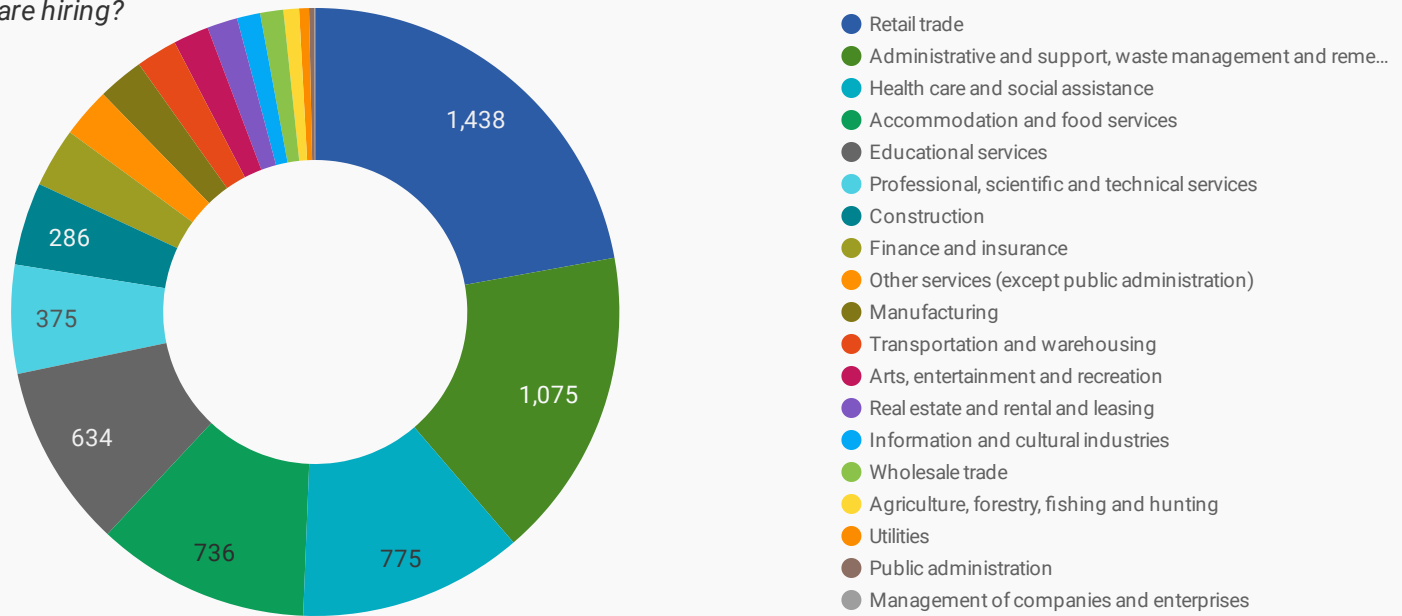
Which employers are seeking multilingual candidates?

COMPANY	POSTINGS
1. Durham District School Board	137
2. Bell	17
3. Swiss Chalet	11
4. Intact	8
5. Old Navy	8
6. Farm Boy Inc.	7
7. Farm Boy	7
8. Municipal Property Assessment Corporation	7
9. Durham Catholic District School Board	6
10. Concentrix	6
11. Le Conseil des organismes francophones de la rgion de Durham	5
12. Peterborough Victoria Northumberland and Clarington Catholic DSB	5
13. East Penn Canada	5
14. Indigo	5
15. CBI Health	5
16. Agilec	4
17. Optical Thirty 8 - Ajax	4
18. General Motors	4
19. Bell Canada	4
20. NFP Corp	4
21. The Source (Bell) Electronics Inc.	4
22. Copart	4
23. Kawartha Pine Ridge District School Board	4
24. Air Liquide	3
25. TeamViewer GmbH	3
26. Safran	3
27. Qualicare Whitby	3
28. Grandview Kids	3
29. Durham Region Unemployed Help Centre	3
30. 622164 MB INC	2

1 - 50 / 186 < >

TOP HIRING SECTORS BY 2-DIGIT NAICS CODE

What sectors are hiring?



	2-DIGIT NAICS LABEL	NAICS CODE	POSTING COUNT ▾	AVG POSTING LENGTH IN DAYS	MEDIAN POSTING LENGTH IN DAYS
1.	Retail trade	44-45	1,438	19.4	22
2.	Administrative and support, waste management and remediation services	56	1,075	28.8	22
3.	Health care and social assistance	62	775	23.3	22
4.	Accommodation and food services	72	736	25.8	22
5.	Educational services	61	634	19.5	22
6.	Professional, scientific and technical services	54	375	23.1	22
7.	Construction	23	286	21.7	22
8.	Finance and insurance	52	205	21.1	22
9.	Other services (except public administration)	81	172	23.2	22
10.	Manufacturing	31-33	159	20.0	22
11.	Transportation and warehousing	48-49	142	24.3	22
12.	Arts, entertainment and recreation	71	123	21.8	22
13.	Real estate and rental and leasing	53	105	18.5	21
14.	Information and cultural industries	51	80	23.9	22
15.	Wholesale trade	41	80	20.6	22
16.	Agriculture, forestry, fishing and hunting	11	54	25.5	22
17.	Utilities	22	34	18.1	18.5
18.	Public administration	91	18	16.2	16
19.	Management of companies and enterprises	55	3	22.0	22

NOTE: NAICS code 56 includes Employment Agencies. Manufacturing includes codes 31-33, Retail Trade includes codes 44-45 and Transportation and Warehousing includes codes 48-49.

TOP HIRING SECTORS BY 3-DIGIT NAICS CODE

What sectors are hiring?

	3-DIGIT NAICS LABEL	NAICS CODE	POSTING COUNT ▾	AVG POSTING LENGTH IN DAYS	MEDIAN POSTING LENGTH IN DAYS
1.	Administrative and support services	561	1,044	29.0	22
2.	Food services and drinking places	722	676	26.0	22
3.	Educational services	611	634	19.5	22
4.	Ambulatory health care services	621	436	22.5	22
5.	Professional, scientific and technical services	541	375	23.1	22
6.	General merchandise stores	452	266	19.9	22
7.	Nursing and residential care facilities	623	232	25.6	22
8.	Food and beverage stores	445	220	19.3	16
9.	Specialty trade contractors	238	194	22.3	22
10.	Clothing and clothing accessories stores	448	189	21.2	22
11.	Health and personal care stores	446	185	22.2	22
12.	Motor vehicle and parts dealers	441	156	19.7	22
13.	Amusement, gambling and recreation industries	713	119	20.3	22
14.	Credit intermediation and related activities	522	106	22.2	22
15.	Social assistance	624	103	21.4	22
16.	Insurance carriers and related activities	524	99	19.9	22
17.	Personal and laundry services	812	83	20.9	22
18.	Furniture and home furnishings stores	442	80	20.3	22
19.	Building material and garden equipment and supplies dealers	444	80	17.6	19
20.	Construction of buildings	236	80	20.6	22
21.	Miscellaneous store retailers	453	74	17.3	15
22.	Telecommunications	517	72	24.1	22
23.	Non-store retailers	454	65	7.6	4
24.	Repair and maintenance	811	62	28.2	22
25.	Real estate	531	61	18.3	20.5
26.	Transportation equipment manufacturing	336	56	16.2	15
27.	Sporting goods, hobby, book and music stores	451	55	20.4	22
28.	Truck transportation	484	51	19.6	22
29.	Accommodation services	721	51	22.8	22
30.	Electronics and appliance stores	443	51	17.5	18
31.	Food, beverage and tobacco merchant wholesalers	413	46	21.4	22

TOP HIRING SECTORS BY 4-DIGIT NAICS CODE

What sectors are hiring?

	4-DIGIT NAICS LABEL	NAICS CODE	POSTING COUNT ▾	AVG POSTING LENGTH IN DAYS	MEDIAN POSTING LENGTH IN DAYS
1.	Employment services	5613	732	32.5	22
2.	Full-service restaurants and limited-service eating places	7225	619	26.6	22
3.	Elementary and secondary schools	6111	499	18.9	22
4.	Services to buildings and dwellings	5617	222	22.3	22
5.	Grocery stores	4451	194	19.0	16
6.	Department stores	4521	185	16.1	16
7.	Health and personal care stores	4461	185	22.2	22
8.	Community care facilities for the elderly	6233	175	25.6	22
9.	Clothing stores	4481	158	20.9	22
10.	Home health care services	6216	142	24.6	22
11.	Offices of dentists	6212	114	21.7	22
12.	Automobile dealers	4411	112	19.3	22
13.	Agencies, brokerages and other insurance related activities	5242	97	20.0	22
14.	Other amusement and recreation industries	7139	91	20.5	22
15.	Offices of other health practitioners	6213	85	20.0	22
16.	Building equipment contractors	2382	84	25.8	22
17.	Other general merchandise stores	4529	81	26.9	22
18.	Architectural, engineering and related services	5413	81	30.8	22
19.	Advertising, public relations, and related services	5418	78	17.1	15
20.	Depository credit intermediation	5221	78	22.0	19
21.	Building material and supplies dealers	4441	72	16.9	17
22.	Wired and wireless telecommunications carriers(except satellite)	5173	72	24.1	22
23.	Scientific research and development services	5417	68	28.2	22
24.	Other professional, scientific and technical services	5419	68	20.8	22
25.	Personal care services	8121	64	21.3	22
26.	Child day-care services	6244	63	20.7	22
27.	Electronic shopping and mail-order houses	4541	60	6.4	2.5
28.	Automotive repair and maintenance	8111	60	28.7	22
29.	Investigation and security services	5616	59	18.6	16
30.	Furniture stores	4421	58	20.0	22
31.	Community colleges and C.E.G.E.P.s	6112	58	22.1	22

TOP HIRING SECTORS BY 5-DIGIT NAICS CODE

What sectors are hiring?

	5-DIGIT NAICS LABEL	NAICS CODE	POSTING COUNT ▾	AVG POSTING LENGTH IN DAYS	MEDIAN POSTING LENGTH IN DAYS
1.	Employment placement agencies and executive search services	56131	713	32.2	22
2.	Full-service restaurants and limited-service eating places	72251	619	26.6	22
3.	Elementary and secondary schools	61111	499	18.9	22
4.	Department stores	45211	185	16.1	16
5.	Supermarkets and other grocery (except convenience) stores	44511	182	19.1	16
6.	Community care facilities for the elderly	62331	175	25.6	22
7.	Home health care services	62161	142	24.6	22
8.	Offices of dentists	62121	114	21.7	22
9.	Janitorial services	56172	92	21.8	22
10.	Insurance agencies and brokerages	52421	84	19.7	22
11.	All other general merchandise stores	45299	81	26.9	22
12.	Engineering services	54133	77	27.7	22
13.	Banking	52211	74	21.8	16.5
14.	Wired and wireless telecommunications carriers (except satellite)	51731	72	24.1	22
15.	Landscaping services	56173	72	22.3	22
16.	Advertising agencies	54181	71	14.9	15
17.	Hardware stores	44413	68	17.4	18
18.	Research and development in the physical, engineering and life sciences	54171	68	28.2	22
19.	Used car dealers	44112	66	18.2	19
20.	Other health and personal care stores	44619	65	15.9	15
21.	Pharmacies and drug stores	44611	64	20.1	22
22.	Child day-care services	62441	63	20.7	22
23.	Electronic shopping and mail-order houses	45411	60	6.4	2.5
24.	Investigation, guard and armoured car services	56161	58	18.4	16
25.	Community colleges and C.E.G.E.P.s	61121	58	22.1	22
26.	Furniture stores	44211	58	20.0	22
27.	Offices of physicians	62111	55	20.7	22
28.	Fitness and recreational sports centres	71394	55	19.9	22
29.	Women's clothing stores	44812	54	21.6	22
30.	Automobile and light-duty motor vehicle manufacturing	33611	54	16.2	14.5
31.	Nursing care facilities	62311	54	25.6	22

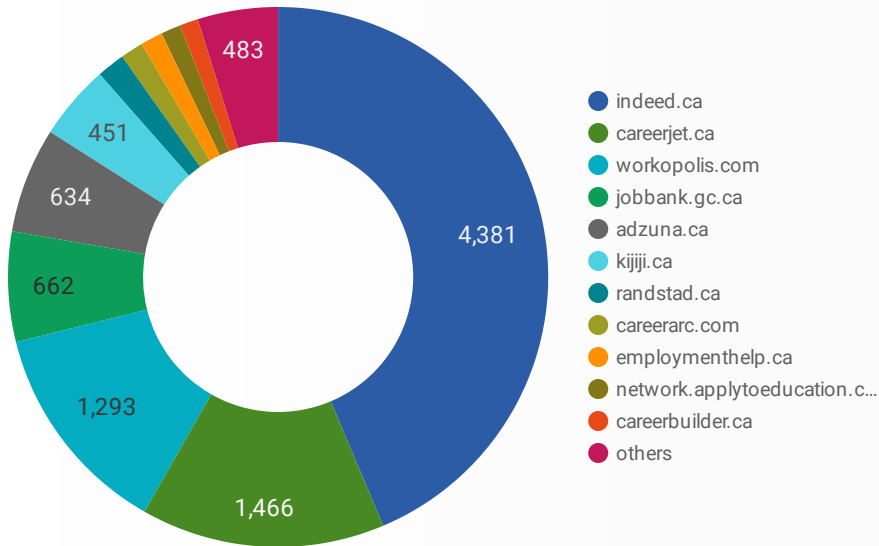
TOP HIRING SECTORS BY 6-DIGIT NAICS CODE

What sectors are hiring?

	6-DIGIT NAICS LABEL	NAICS CODE	POSTING COUNT ▼	AVG POSTING LENGTH IN DAYS	MEDIAN POSTING LENGTH IN DAYS
1.	Employment placement agencies and executive search services	561310	713	32.2	22
2.	Elementary and secondary schools	611110	499	18.9	22
3.	Limited-service eating places	722512	328	19.5	16
4.	Full-service restaurants	722511	291	34.1	22
5.	Department stores	452110	185	16.1	16
6.	Supermarkets and other grocery (except convenience) stores	445110	182	19.1	16
7.	Community care facilities for the elderly	623310	175	25.6	22
8.	Home health care services	621610	142	24.6	22
9.	Offices of dentists	621210	114	21.7	22
10.	Janitorial services (except window cleaning)	561722	91	22.0	22
11.	Insurance agencies and brokerages	524210	84	19.7	22
12.	Engineering services	541330	77	27.7	22
13.	Personal and commercial banking industry	522111	73	21.8	16
14.	Wired and wireless telecommunications carriers (except satellite)	517310	72	24.1	22
15.	Landscaping services	561730	72	22.3	22
16.	Advertising agencies	541810	71	14.9	15
17.	Hardware stores	444130	68	17.4	18
18.	Research and development in the physical, engineering and life sciences	541710	68	28.2	22
19.	Used car dealers	441120	66	18.2	19
20.	Pharmacies and drug stores	446110	64	20.1	22
21.	Child day-care services	624410	63	20.7	22
22.	Electronic shopping and mail-order houses	454110	60	6.4	2.5
23.	Community colleges and C.E.G.E.P.s	611210	58	22.1	22
24.	All other health and personal care stores	446199	58	15.0	15
25.	Furniture stores	442110	58	20.0	22
26.	Security guard and patrol services	561612	57	18.6	16
27.	Offices of physicians	621110	55	20.7	22
28.	Fitness and recreational sports centres	713940	55	19.9	22
29.	Women's clothing stores	448120	54	21.6	22
30.	Nursing care facilities	623110	54	25.6	22
31.	Automobile and light duty motor vehicle manufacturing	336110	54	16.2	14.5

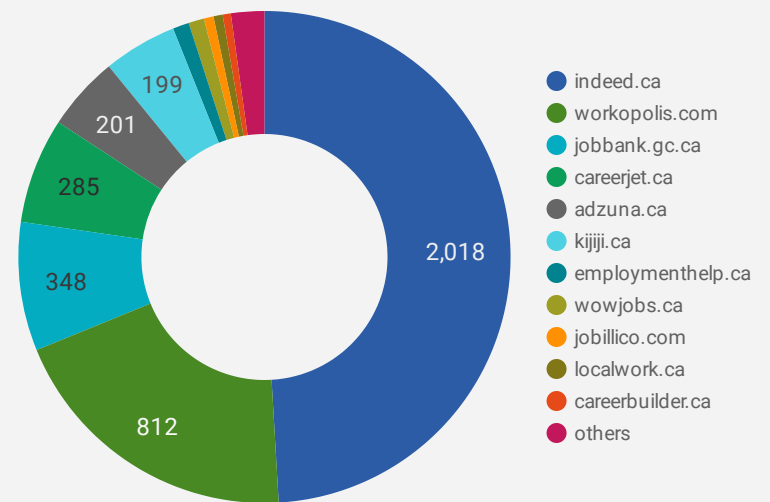
JOB POSTINGS BY JOB BOARD

What share of unique job postings appear on each job board?



COMPANIES BY JOB BOARD

What share of unique job postings appear on each job board?



JOB POSTING DETAILS BY JOB BOARD

How does job posting activity differ by job board?

	JOB BOARD	POSTING COUNT ▾	AVG POSTING LENGTH IN DAYS	MEDIAN POSTING LENGTH IN DAYS	# OF COMPANIES
1.	indeed.ca	4,381	22.0	22	2,018
2.	careerjet.ca	1,466	30.3	21	285
3.	workopolis.com	1,293	15.0	15	812
4.	jobbank.gc.ca	662	34.0	29	348
5.	adzuna.ca	634	15.1	15	201
6.	kijiji.ca	451	15.0	15	199
7.	randstad.ca	169	45.8	49	1
8.	careerarc.com	137	33.1	26	17
9.	employmenthelp.ca	134	52.7	33	44
10.	network.applytoeducation.com	119	10.6	6	5
11.	careerbuilder.ca	111	16.3	16	22
12.	jobillico.com	93	28.7	31	26
13.	wowjobs.ca	63	16.0	16	42
14.	druhc.1c1.ca	62	16.0	16	20
15.	agilec.ca	49	41.3	29	6
16.	localwork.ca	39	27.3	31	25
17.	pickering.ca	39	13.0	10	1
18.	durhamrecruiting.ca	34	18.8	14	1