

JOB DEMAND REPORT

AUGUST 2021

Job posting data collected by Durham Workforce Authority from job boards and employer websites who recruit candidates in Durham Region.

HIGHLIGHTS

JOB POSTINGS BY THE NUMBERS

TOTAL ACTIVE	NEW THIS MONTH	COMPANIES	JOB BOARDS
9,465	5,762	3,229	33

OF DAYS POSTED

AVERAGE	MEDIAN
21.7	22

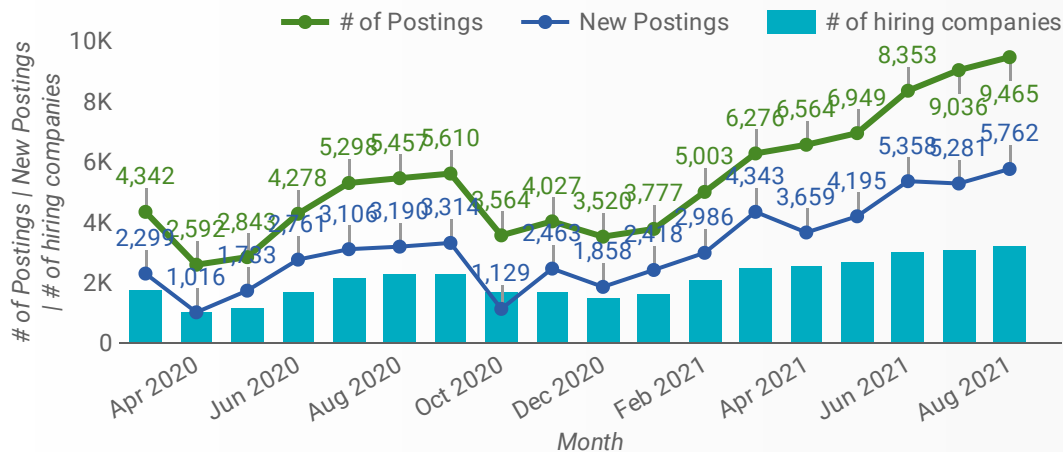
REPORT BUILDER

The default filter selection below will show all job demand data for the month. You can use the filters to create a customized report for the purpose of understanding a subset of the data.

MUNICIPALITY	JOB TYPE	JOB DURATION
JOB BOARD	ADDITIONAL LANGUA...	QUICK FIND
SKILL LEVEL		
SKILL TYPE NAME / 1-DIGIT NATIONAL OCCUPATIONAL CLASSIFICATION CODE		
MAJOR GROUP / 2-DIGIT NATIONAL OCCUPATIONAL CLASSIFICATION CODE		
MINOR GROUP / 3-DIGIT NATIONAL OCCUPATIONAL CLASSIFICATION CODE		
UNIT GROUP / 4-DIGIT NATIONAL OCCUPATIONAL CLASSIFICATION CODE		
COMPANY OR EMPLOYMENT AGENCY		

JOB POSTINGS BY MONTH

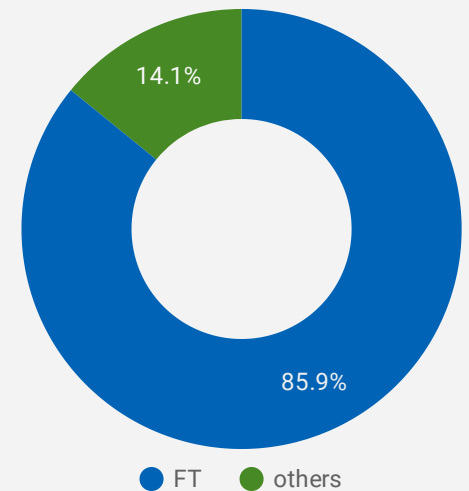
How many job postings were active for at least 1 day this month?



NOTE: This graph cannot be filtered using the controls on the cover page

JOB TYPE

Full-time vs Part-time



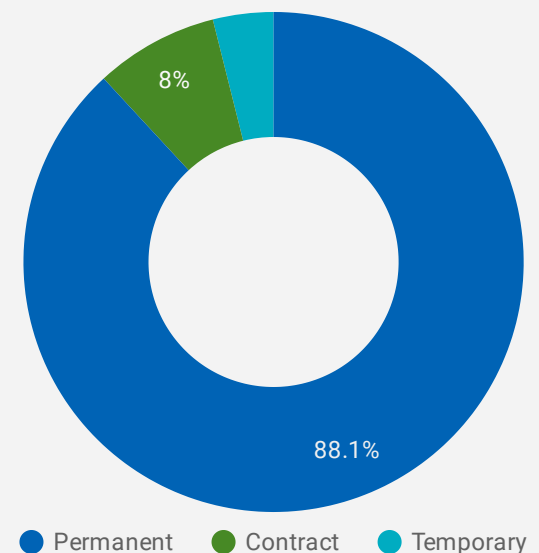
JOB POSTINGS BY MUNICIPALITY

Where are job opportunities being offered?

	MUNICIPALITY	POSTING COUNT	AVG POSTING LENGTH IN DAYS	MEDIAN POSTING LENGTH IN DAYS
1.	City of Oshawa	2,811	19.9	22
2.	City of Whitby	1,867	20.8	22
3.	City of Pickering	1,462	21.6	22
4.	City of Ajax	1,197	22.0	22
5.	Municipality of Clarington	968	21.1	22
6.	Municipality of Uxbridge	435	27.2	22
7.	Municipality of Scugog	417	29.9	22
8.	Municipality of Brock	123	37.4	22

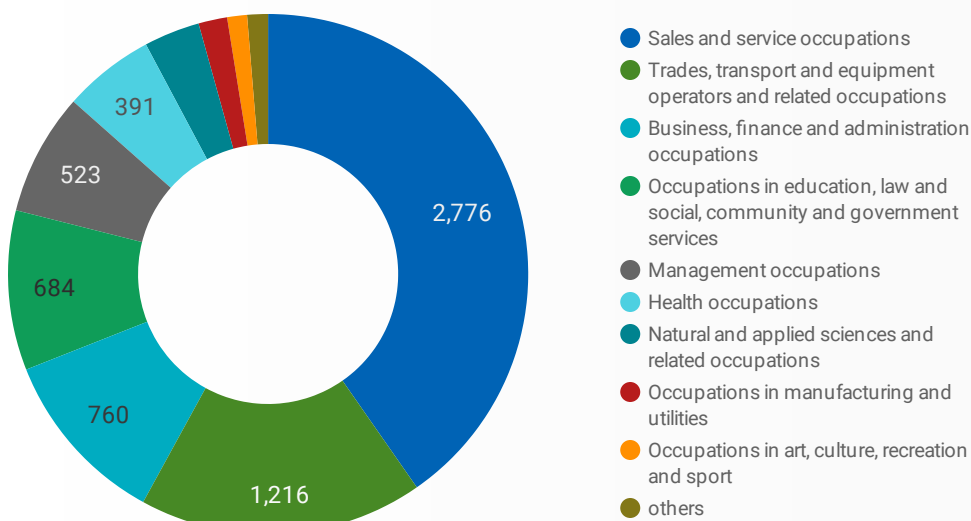
JOB DURATION

Permanency of jobs posted



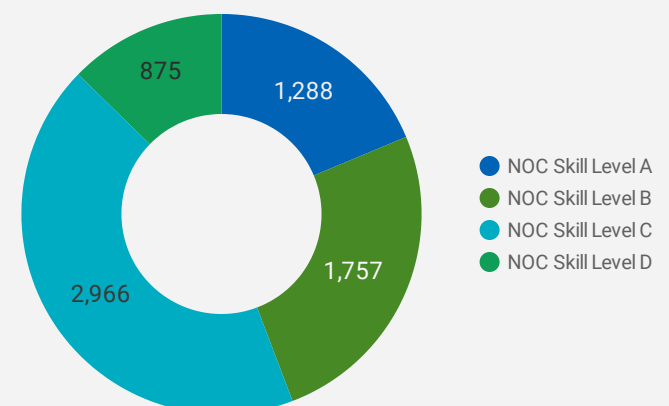
JOB POSTINGS BY SKILL TYPE

What skill type is being recruited?



JOB POSTINGS BY SKILL LEVEL

What education do occupations typically require?



Skill Level A = Usually University education | Skill Level B = Usually College education or Apprenticeship training | Skill Level C = Usually Secondary education or occupation-specific training | Skill Level D = Usually on-the-job training

TOP OCCUPATIONS BY SKILL LEVEL, FREQUENCY & DURATION

What jobs are in-demand and/or hard to fill?

	4 DIGIT NOC	4 DIGIT NOC NAME	SKILL LEVEL	POSTING COUNT ▾	AVG POSTING LENGTH IN DAYS	MEDIAN POSTING LENGTH IN DAYS
1.	6421	Retail salespersons	NOC Skill Level C	630	20.5	22
2.	6552	Other customer and information services representatives	NOC Skill Level C	323	19.9	22
3.	6513	Food and beverage servers	NOC Skill Level C	322	19.8	22
4.	7452	Material handlers	NOC Skill Level C	302	20.2	22
5.	6322	Cooks	NOC Skill Level B	281	22.4	22
6.	621	Retail and wholesale trade managers	NOC Skill Level A	236	20.3	22
7.	4412	Home support workers, housekeepers and related occupations	NOC Skill Level C	189	27.2	22
8.	4032	Elementary school and kindergarten teachers	NOC Skill Level A	173	47.2	61
9.	7514	Delivery and courier service drivers	NOC Skill Level C	164	19.0	22
10.	6622	Store shelf stockers, clerks and order fillers	NOC Skill Level D	144	17.4	15
11.	6731	Light duty cleaners	NOC Skill Level D	137	23.3	22
12.	7611	Construction trades helpers and labourers	NOC Skill Level D	137	19.7	22
13.	6611	Cashiers	NOC Skill Level D	122	22.6	22
14.	1414	Receptionists	NOC Skill Level C	117	20.2	22
15.	1241	Administrative assistants	NOC Skill Level B	114	22.6	22
16.	7511	Transport truck drivers	NOC Skill Level C	102	23.2	22
17.	6711	Food counter attendants, kitchen helpers and related support occupations	NOC Skill Level D	97	22.0	22
18.	6541	Security guards and related security service occupations	NOC Skill Level C	96	18.5	17
19.	6512	Bartenders	NOC Skill Level C	86	21.8	22
20.	7271	Carpenters	NOC Skill Level B	82	23.3	22
21.	9619	Other labourers in processing, manufacturing and utilities	NOC Skill Level D	76	23.7	22
22.	6211	Retail sales supervisors	NOC Skill Level B	76	20.8	22
23.	1114	Other financial officers	NOC Skill Level A	70	22.3	15
24.	4214	Early childhood educators and assistants	NOC Skill Level B	62	30.1	22
25.	3219	Other medical technologists and technicians (except dental health)	NOC Skill Level B	59	16.3	15
26.	6222	Retail and wholesale buyers	NOC Skill Level B	56	17.2	15
27.	1411	General office support workers	NOC Skill Level C	55	27.1	22
28.	7321	Automotive service technicians, truck and bus mechanics and mechanical repairers	NOC Skill Level B	50	24.6	15
29.	631	Restaurant and food service managers	NOC Skill Level A	50	23.2	22

TOP EMPLOYERS/AGENCIES

Who is hiring?

	COMPANY	POSTINGS ▾	AVG POSTING DURATION IN DAYS	MEDIAN POSTING DURATION IN DAYS
1.	Durham District School Board	288	49.0	61
2.	Kijiji Jobs	226	15.0	15
3.	Randstad Canada	132	25.8	24
4.	Randstad	112	13.1	13
5.	Durham Region	109	80.5	70
6.	Ontario Tech University	58	19.8	22
7.	Swiss Chalet	54	62.0	94
8.	Weins Canada	53	17.7	15
9.	Thermo Fisher Scientific	53	24.4	30
10.	McDonald's	51	13.9	15
11.	Shoppers Drug Mart	50	12.4	15
12.	Loblaws	49	15.0	15
13.	BDO	49	16.9	15
14.	Durham Catholic District School Board	47	53.9	61
15.	Shoppers Drug Mart / Pharmaprix	45	18.2	15
16.	Loblaw Companies Limited	44	20.6	22
17.	Amazon	41	19.4	23
18.	Durham College	39	19.7	22
19.	Adecco	39	24.1	22
20.	City of Oshawa	36	21.4	22
21.	Ontario Shores Centre for Mental Health Services	35	22.0	22
22.	Walmart Canada	34	19.9	22
23.	TJX Companies, Inc.	33	18.7	18
24.	Lakeridge Health	32	20.1	22
25.	Walmart	32	2.3	2
26.	Southbridge Care Homes	32	18.5	15
27.	Compass Group	31	8.8	6
28.	General Motors	31	10.5	8
29.	McDonald's Restaurants	31	17.2	15
30.	Medtronic	30	26.2	23
31.	Durham Recruiting	30	20.4	15

JOB POSTINGS BY 3-DIGIT NATIONAL OCCUPATION CLASSIFICATION

What jobs are hard to fill and/or in-demand?

	3 DIGIT NOC	3 DIGIT NOC NAME	SKILL LEVEL	POSTING COUNT ▾	AVG POSTING LENGTH IN DAYS	MEDIAN POSTING LENGTH IN DAYS
1.	642	Retail salespersons	NOC Skill Level C	630	20.5	22
2.	651	Occupations in food and beverage service	NOC Skill Level C	439	20.5	22
3.	655	Customer and information services representatives	NOC Skill Level C	327	19.9	22
4.	632	Chefs and cooks	NOC Skill Level B	310	22.7	22
5.	745	Longshore workers and material handlers	NOC Skill Level C	302	20.2	22
6.	751	Motor vehicle and transit drivers	NOC Skill Level C	290	20.9	22
7.	062	Retail and wholesale trade managers	NOC Skill Level A	236	20.3	22
8.	441	Home care providers and educational support occupations	NOC Skill Level C	231	29.1	22
9.	673	Cleaners	NOC Skill Level D	215	23.4	22
10.	403	Secondary and elementary school teachers and educational counsellors	NOC Skill Level A	197	54.1	61
11.	141	General office workers	NOC Skill Level C	174	23.0	22

1 - 50 / 119 < >

JOB POSTINGS BY 2-DIGIT NATIONAL OCCUPATION CLASSIFICATION

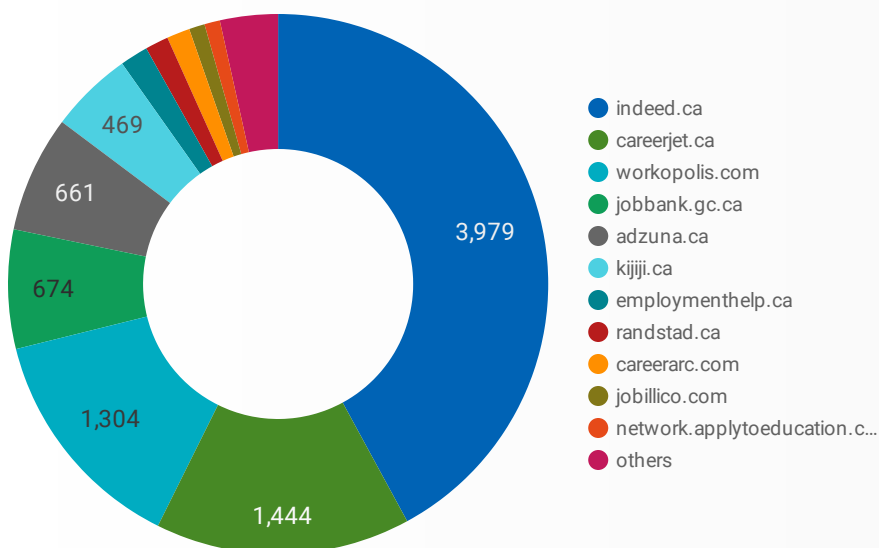
What jobs are hard to fill and/or in-demand?

	2 DIGIT NOC	2 DIGIT NOC NAME	SKILL LEVEL	POSTING COUNT ▾	AVG POSTING LENGTH IN DAYS	MEDIAN POSTING LENGTH IN DAYS
1.	65	Service representatives and other customer and personal services occupations	NOC Skill Level C	925	20.0	22
2.	64	Sales representatives and salespersons - wholesale and retail trade	NOC Skill Level C	640	20.5	22
3.	63	Service supervisors and specialized service occupations	NOC Skill Level B	409	24.2	22
4.	75	Transport and heavy equipment operation and related maintenance occupations	NOC Skill Level C	338	20.9	22
5.	67	Service support and other service occupations, n.e.c.	NOC Skill Level D	324	22.9	22
6.	74	Other installers, repairers and servicers and material handlers	NOC Skill Level C	324	20.3	22
7.	06	Middle management occupations in retail and wholesale trade and customer services	NOC Skill Level A	314	20.6	22
8.	72	Industrial, electrical and construction trades	NOC Skill Level B	293	24.0	22
9.	66	Sales support occupations	NOC Skill Level D	279	19.4	16
10.	14	Office support occupations	NOC Skill Level C	245	22.0	22
11.	40	Professional occupations in education services	NOC Skill Level A	237	32.4	22

1 - 44 / 44 < >

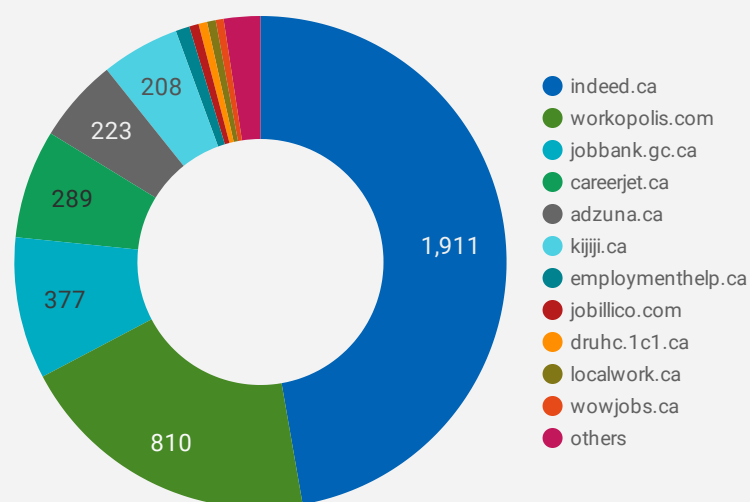
JOB POSTINGS BY JOB BOARD

What share of unique job postings appear on each job board?



COMPANIES BY JOB BOARD

What share of unique job postings appear on each job board?



JOB POSTING DETAILS BY JOB BOARD

How does job posting activity differ by job board?

	JOB BOARD	POSTING COUNT ▾	AVG POSTING LENGTH IN DAYS	MEDIAN POSTING LENGTH IN DAYS	COMPANIES
1.	indeed.ca	3,979	22.0	22	1,911
2.	careerjet.ca	1,444	21.6	13	289
3.	workopolis.com	1,304	15.0	15	810
4.	jobbank.gc.ca	674	33.0	28.5	377
5.	adzuna.ca	661	15.0	15	223
6.	kijiji.ca	469	15.0	15	208
7.	employmenthelp.ca	159	77.7	63	37
8.	randstad.ca	132	25.8	23.5	1
9.	careerarc.com	131	29.7	25.5	16
10.	jobillico.com	89	20.8	16.5	25
11.	network.applytoeducation.com	88	18.0	18	5
12.	localwork.ca	50	29.7	31	23
13.	careerbuilder.ca	47	31.0	31	14
14.	druhc.1c1.ca	45	16.0	16	23
15.	wowjobs.ca	28	16.0	16	21
16.	durhamrecruiting.ca	25	19.8	12	1
17.	simplyhired.ca	18	16.0	16	16
18.	careerowl.ca	17	65.3	60	10