

# JOB DEMAND REPORT

## JULY 2021

Job posting data collected by Durham Workforce Authority from job boards and employer websites who recruit candidates in Durham Region.

### HIGHLIGHTS

#### JOB POSTINGS BY THE NUMBERS

TOTAL ACTIVE	NEW THIS MONTH	COMPANIES	JOB BOARDS
9,036	5,281	3,106	32

#### # OF DAYS POSTED

AVERAGE	MEDIAN
20.6	22

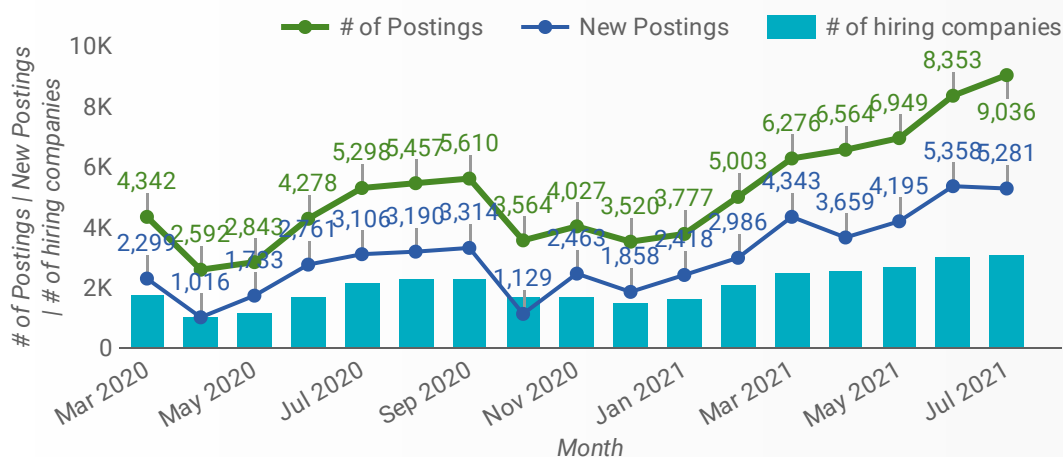
## REPORT BUILDER

The default filter selection below will show all job demand data for the month. You can use the filters to create a customized report for the purpose of understanding a subset of the data.

MUNICIPALITY	JOB TYPE	JOB DURATION
JOB BOARD	ADDITIONAL LANGUA...	QUICK FIND
SKILL LEVEL		
SKILL TYPE NAME / 1-DIGIT NATIONAL OCCUPATIONAL CLASSIFICATION CODE		
MAJOR GROUP / 2-DIGIT NATIONAL OCCUPATIONAL CLASSIFICATION CODE		
MINOR GROUP / 3-DIGIT NATIONAL OCCUPATIONAL CLASSIFICATION CODE		
UNIT GROUP / 4-DIGIT NATIONAL OCCUPATIONAL CLASSIFICATION CODE		
COMPANY OR EMPLOYMENT AGENCY		

## JOB POSTINGS BY MONTH

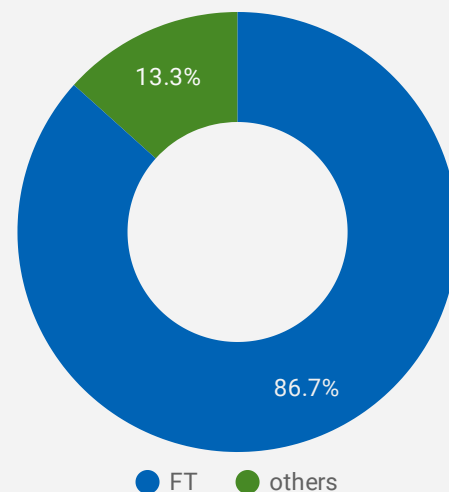
How many job postings were active for at least 1 day this month?



NOTE: This graph cannot be filtered using the controls on the cover page

## JOB TYPE

Full-time vs Part-time



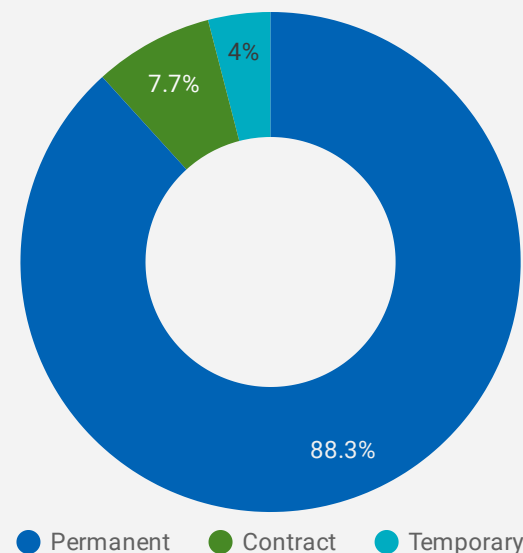
## JOB POSTINGS BY MUNICIPALITY

Where are job opportunities being offered?

	MUNICIPALITY	POSTING COUNT	AVG POSTING LENGTH IN DAYS	MEDIAN POSTING LENGTH IN DAYS
1.	City of Oshawa	2,625	20.2	22
2.	City of Whitby	1,683	20.5	22
3.	City of Pickering	1,505	21.4	22
4.	City of Ajax	1,183	20.9	22
5.	Municipality of Clarington	909	19.7	22
6.	Municipality of Uxbridge	466	21.1	22
7.	Municipality of Scugog	339	23.3	22
8.	Municipality of Brock	111	22.8	20

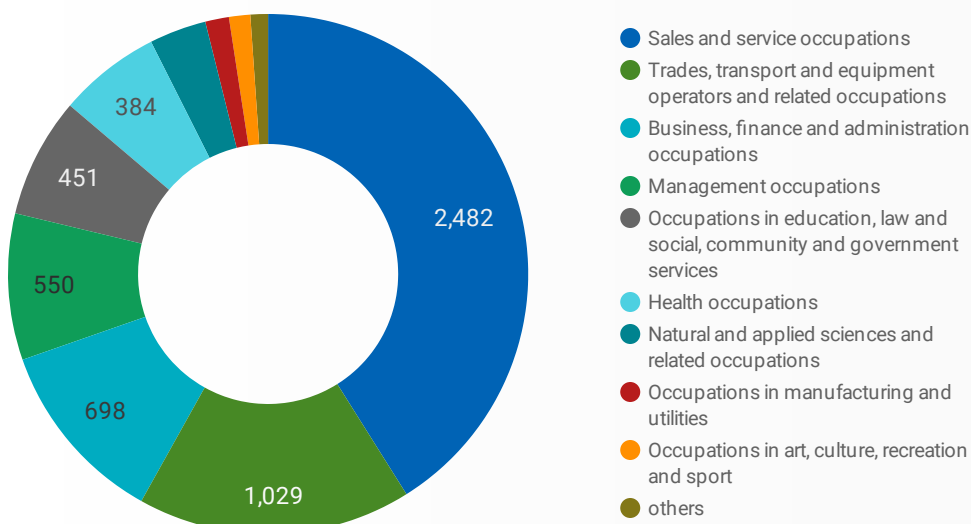
## JOB DURATION

Permanency of jobs posted



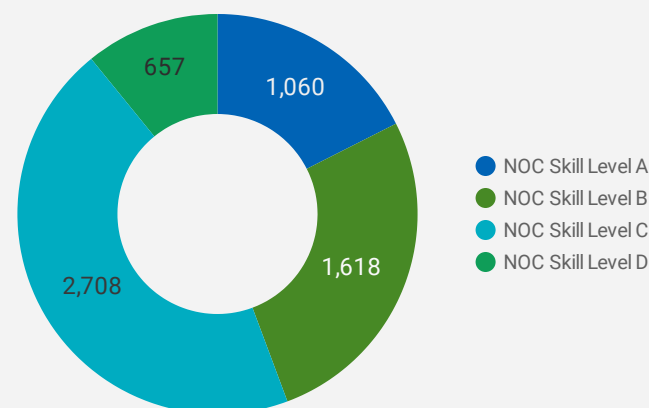
## JOB POSTINGS BY SKILL TYPE

What skill type is being recruited?



## JOB POSTINGS BY SKILL LEVEL

What education do occupations typically require?



Skill Level A = Usually University education | Skill Level B = Usually College education or Apprenticeship training | Skill Level C = Usually Secondary education or occupation-specific training | Skill Level D = Usually on-the-job training

## TOP OCCUPATIONS

What kind of jobs are in-demand?

	4 DIGIT NOC NAME	POSTINGS ▾
1.	Retail salespersons	523
2.	Cooks	318
3.	Food and beverage servers	288
4.	Other customer and information services representatives	286
5.	Retail and wholesale trade managers	227
6.	Material handlers	219
7.	Home support workers, housekeepers and related occupations	203
8.	Transport truck drivers	141
9.	Delivery and courier service drivers	128
10.	Light duty cleaners	126
11.	Bartenders	115
12.	Cashiers	111
13.	Administrative assistants	106
14.	Receptionists	103
15.	Food counter attendants, kitchen helpers and related support occupations	95
16.	Store shelf stockers, clerks and order fillers	88
17.	Security guards and related security service occupations	84
18.	Other financial officers	77
19.	Construction trades helpers and labourers	68
20.	Restaurant and food service managers	66
21.	Carpenters	65
22.	Retail and wholesale buyers	56
23.	Dental assistants	55
24.	General office support workers	53
25.	Painters and decorators (except interior decorators)	51
26.	Maintenance and repair workers and related occupations	49
27.	Early childhood educators and assistants	49
28.	Registered nurses and registered psychiatric nurses	46
29.	Licensed practical nurses	45
30.	Other labourers in processing, manufacturing and utilities	44

## TOP EMPLOYERS/AGENCIES

Who is hiring?

	COMPANY	POSTINGS ▾
1.	Kijiji Jobs	199
2.	Durham District School Board	186
3.	Randstad Canada	106
4.	Randstad	100
5.	Ontario Tech University	74
6.	Durham Region	71
7.	Durham Catholic District School Board	71
8.	Recipe Unlimited Corporation	55
9.	BDO	53
10.	Swiss Chalet	51
11.	McDonald's	49
12.	Durham Recruiting	47
13.	Shoppers Drug Mart	45
14.	Thermo Fisher Scientific	43
15.	Lowe's	42
16.	Ontario Shores Centre for Mental Health Services	36
17.	Lakeridge Health	36
18.	City of Oshawa	36
19.	Loblaw Companies Limited	34
20.	Medtronic	33
21.	Loblaws	32
22.	Sobeys	32
23.	Adecco	31
24.	Great Blue Heron Charity Casino	29
25.	Great Canadian Casinos	29
26.	Loblaw	28
27.	Walmart Canada	27
28.	LEND CARE	26
29.	McDonald's Restaurants	26

## OCCUPATIONS BY FREQUENCY & LENGTH OF JOB POSTINGS

What jobs are hard to fill and/or in-demand?

	4 DIGIT NOC	4 DIGIT NOC NAME	SKILL LEVEL	POSTING COUNT	AVG POSTING LENGTH IN DAYS	MEDIAN POSTING LENGTH IN DAYS
1.	6421	Retail salespersons	NOC Skill Level C	523	19.9	22
2.	6322	Cooks	NOC Skill Level B	318	21.7	22
3.	6513	Food and beverage servers	NOC Skill Level C	288	20.2	22
4.	6552	Other customer and information services representatives	NOC Skill Level C	286	19.8	20
5.	621	Retail and wholesale trade managers	NOC Skill Level A	227	20.4	22
6.	7452	Material handlers	NOC Skill Level C	219	21.0	22
7.	4412	Home support workers, housekeepers and related occupations	NOC Skill Level C	203	24.4	22
8.	7511	Transport truck drivers	NOC Skill Level C	141	21.7	22
9.	7514	Delivery and courier service drivers	NOC Skill Level C	128	19.2	22
10.	6731	Light duty cleaners	NOC Skill Level D	126	22.6	22
11.	6512	Bartenders	NOC Skill Level C	115	19.9	22
12.	6611	Cashiers	NOC Skill Level D	111	20.0	22
13.	1241	Administrative assistants	NOC Skill Level B	106	21.3	22
14.	1414	Receptionists	NOC Skill Level C	103	20.5	22
15.	6711	Food counter attendants, kitchen helpers and related support occupations	NOC Skill Level D	95	20.8	22
16.	6622	Store shelf stockers, clerks and order fillers	NOC Skill Level D	88	17.5	20
17.	6541	Security guards and related security service occupations	NOC Skill Level C	84	19.5	22
18.	1114	Other financial officers	NOC Skill Level A	77	19.3	15
19.	7611	Construction trades helpers and labourers	NOC Skill Level D	68	24.5	22
20.	631	Restaurant and food service managers	NOC Skill Level A	66	20.9	22
21.	7271	Carpenters	NOC Skill Level B	65	19.5	22
22.	6222	Retail and wholesale buyers	NOC Skill Level B	56	19.5	22
23.	3411	Dental assistants	NOC Skill Level C	55	21.0	22
24.	1411	General office support workers	NOC Skill Level C	53	21.0	22
25.	7294	Painters and decorators (except interior decorators)	NOC Skill Level B	51	19.2	22
26.	6511	Maître d'hôtel and hosts/hostesses	NOC Skill Level C	49	19.9	22
27.	4214	Early childhood educators and assistants	NOC Skill Level B	49	22.2	22
28.	3012	Registered nurses and registered psychiatric nurses	NOC Skill Level A	46	29.0	22
29.	3233	Licensed practical nurses	NOC Skill Level B	45	27.2	22
30.	6610	Other labourers in processing, manufacturing and utilities	NOC Skill Level D	44	21.0	22

## JOB POSTINGS BY 3-DIGIT NATIONAL OCCUPATION CLASSIFICATION

What jobs are hard to fill and/or in-demand?

	3 DIGIT NOC	3 DIGIT NOC NAME	SKILL LEVEL	POSTING COUNT ▾	AVG POSTING LENGTH IN DAYS	MEDIAN POSTING LENGTH IN DAYS
1.	642	Retail salespersons	NOC Skill Level C	523	19.9	22
2.	651	Occupations in food and beverage service	NOC Skill Level C	452	20.1	22
3.	632	Chefs and cooks	NOC Skill Level B	343	21.5	22
4.	655	Customer and information services representatives	NOC Skill Level C	289	19.8	20
5.	751	Motor vehicle and transit drivers	NOC Skill Level C	285	21.2	22
6.	441	Home care providers and educational support occupations	NOC Skill Level C	229	25.1	22
7.	062	Retail and wholesale trade managers	NOC Skill Level A	227	20.4	22
8.	745	Longshore workers and material handlers	NOC Skill Level C	219	21.0	22
9.	673	Cleaners	NOC Skill Level D	190	22.4	22
10.	141	General office workers	NOC Skill Level C	162	20.9	22
11.	124	Office administrative assistants - general, legal and medical	NOC Skill Level B	122	21.1	22
12	661	Cashiers	NOC Skill Level D	111	20.0	22

1 - 50 / 123 < >

## JOB POSTINGS BY 2-DIGIT NATIONAL OCCUPATION CLASSIFICATION

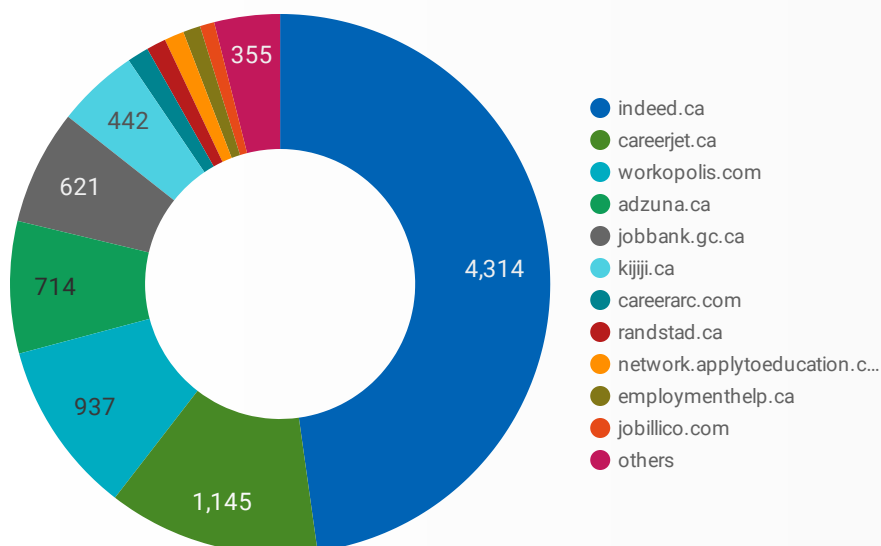
What jobs are hard to fill and/or in-demand?

	2 DIGIT NOC	2 DIGIT NOC NAME	SKILL LEVEL	POSTING COUNT ▾	AVG POSTING LENGTH IN DAYS	MEDIAN POSTING LENGTH IN DAYS
1.	65	Service representatives and other customer and personal services occupations	NOC Skill Level C	875	19.9	22
2.	64	Sales representatives and salespersons - wholesale and retail trade	NOC Skill Level C	535	20.0	22
3.	63	Service supervisors and specialized service occupations	NOC Skill Level B	432	24.0	22
4.	75	Transport and heavy equipment operation and related maintenance occupations	NOC Skill Level C	331	22.0	22
5.	06	Middle management occupations in retail and wholesale trade and customer services	NOC Skill Level A	324	20.7	22
6.	67	Service support and other service occupations, n.e.c.	NOC Skill Level D	295	22.4	22
7.	72	Industrial, electrical and construction trades	NOC Skill Level B	285	21.5	22
8.	74	Other installers, repairers and servicers and material handlers	NOC Skill Level C	241	20.9	22
9.	14	Office support occupations	NOC Skill Level C	237	21.2	22
10.	44	Care providers and educational, legal and public protection support occupations	NOC Skill Level C	230	25.1	22
11.	12	Administrative and financial supervisors and administrative	NOC Skill Level B	209	20.9	22

1 - 44 / 44 < >

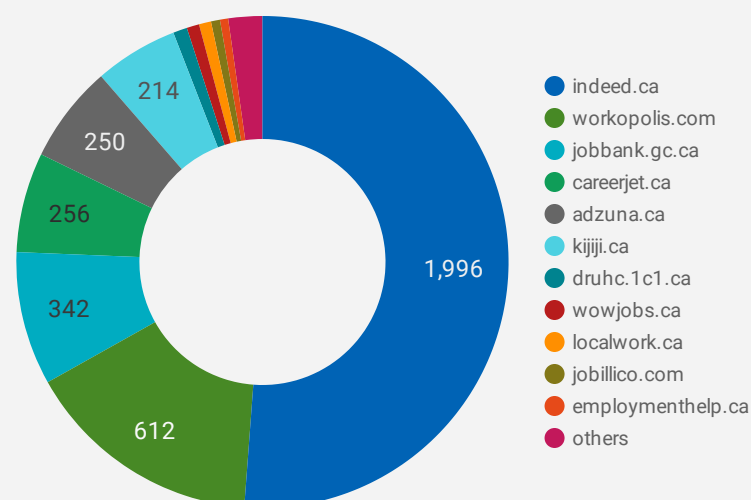
## JOB POSTINGS BY JOB BOARD

What share of unique job postings appear on each job board?



## COMPANIES BY JOB BOARD

What share of unique job postings appear on each job board?



## JOB POSTING DETAILS BY JOB BOARD

How does job posting activity differ by job board?

	JOB BOARD	POSTING COUNT ▾	AVG POSTING LENGTH IN DAYS	MEDIAN POSTING LENGTH IN DAYS	COMPANIES
1.	indeed.ca	4,314	22.0	22	1,996
2.	careerjet.ca	1,145	22.4	17	256
3.	workopolis.com	937	15.0	15	612
4.	adzuna.ca	714	15.0	15	250
5.	jobbank.gc.ca	621	31.7	26	342
6.	kijiji.ca	442	15.0	15	214
7.	careerarc.com	116	24.5	18	17
8.	randstad.ca	106	12.1	8.5	1
9.	network.applytoeducation.com	106	6.1	6	5
10.	employmenthelp.ca	94	69.9	71	21
11.	jobillico.com	78	26.3	27	23
12.	druhc.1c1.ca	59	16.1	16	36
13.	localwork.ca	57	31.0	31	31
14.	wowjobs.ca	48	16.1	16	32
15.	durhamrecruiting.ca	42	12.2	14	1
16.	oshawacentre.com	23	15.2	16	1
17.	clarington.net	16	20.7	15	1
18.	emploi.cofrd.org	16	28.6	28	13