

JOB DEMAND REPORT

JUNE 2021

Job posting data collected by Durham Workforce Authority from job boards and employer websites who recruit candidates in Durham Region.

HIGHLIGHTS

JOB POSTINGS BY THE NUMBERS

TOTAL ACTIVE	NEW THIS MONTH	COMPANIES	JOB BOARDS
8,353	5,358	3,022	33

OF DAYS POSTED

AVERAGE	MEDIAN
20.1	22

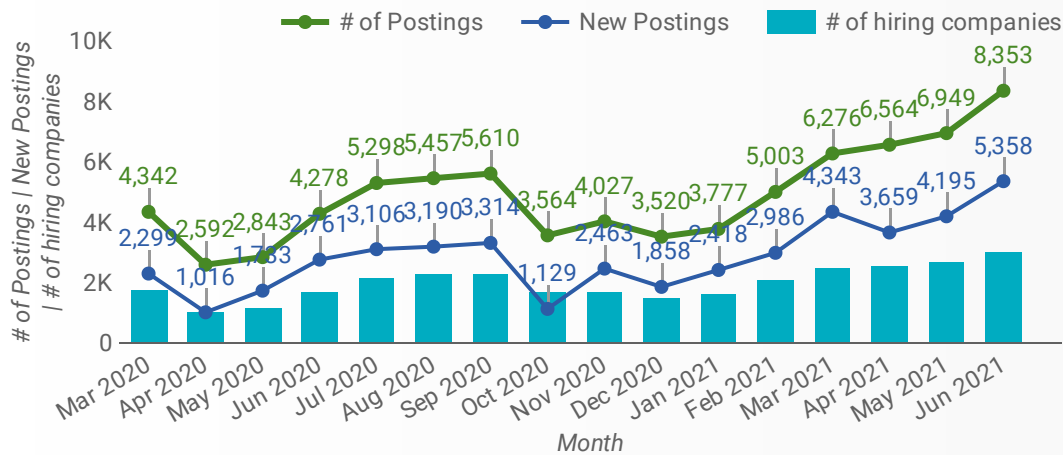
REPORT BUILDER

The default filter selection below will show all job demand data for the month. You can use the filters to create a customized report for the purpose of understanding a subset of the data.

MUNICIPALITY	JOB TYPE	JOB DURATION
JOB BOARD	ADDITIONAL LANGUA...	QUICK FIND
SKILL LEVEL		
SKILL TYPE NAME / 1-DIGIT NATIONAL OCCUPATIONAL CLASSIFICATION CODE		
MAJOR GROUP / 2-DIGIT NATIONAL OCCUPATIONAL CLASSIFICATION CODE		
MINOR GROUP / 3-DIGIT NATIONAL OCCUPATIONAL CLASSIFICATION CODE		
UNIT GROUP / 4-DIGIT NATIONAL OCCUPATIONAL CLASSIFICATION CODE		
COMPANY OR EMPLOYMENT AGENCY		

JOB POSTINGS BY MONTH

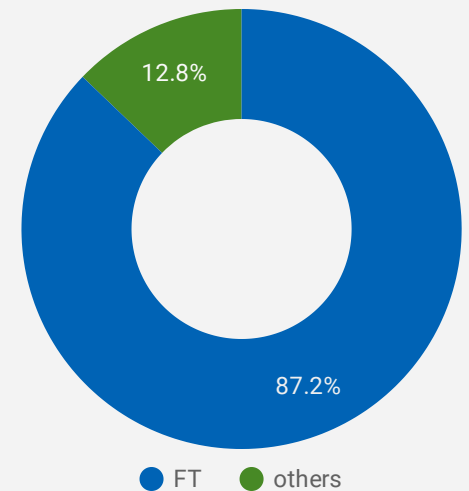
How many job postings were active for at least 1 day this month?



NOTE: This graph cannot be filtered using the controls on the cover page

JOB TYPE

Full-time vs Part-time



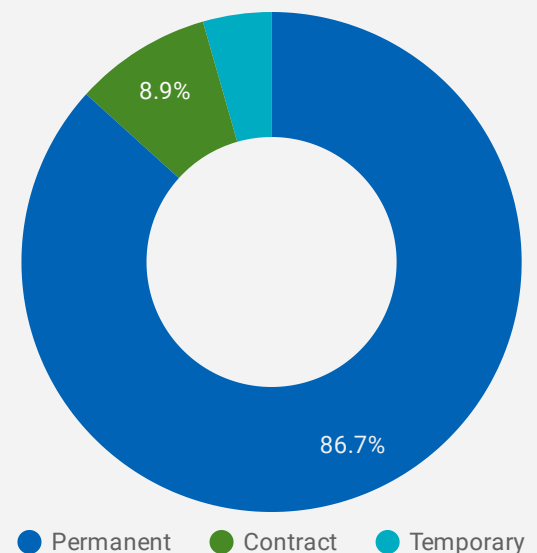
JOB POSTINGS BY MUNICIPALITY

Where are job opportunities being offered?

	MUNICIPALITY	POSTING COUNT	AVG POSTING LENGTH IN DAYS	MEDIAN POSTING LENGTH IN DAYS
1.	City of Oshawa	2,278	19.6	22
2.	City of Whitby	1,639	19.6	22
3.	City of Pickering	1,333	20.1	22
4.	City of Ajax	1,107	20.0	22
5.	Municipality of Clarington	810	19.9	22
6.	Municipality of Uxbridge	502	20.3	17.5
7.	Municipality of Scugog	323	27.7	22
8.	Municipality of Brock	119	23.2	22

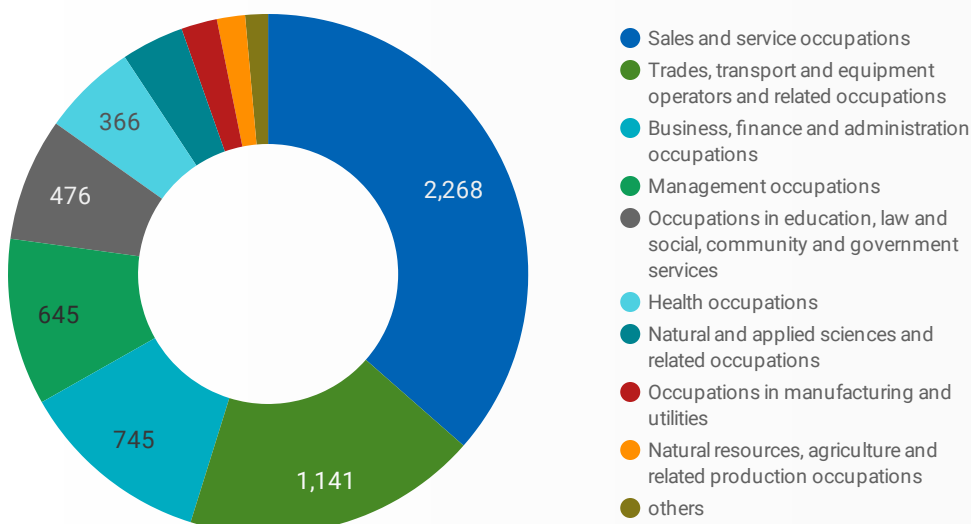
JOB DURATION

Permanency of jobs posted



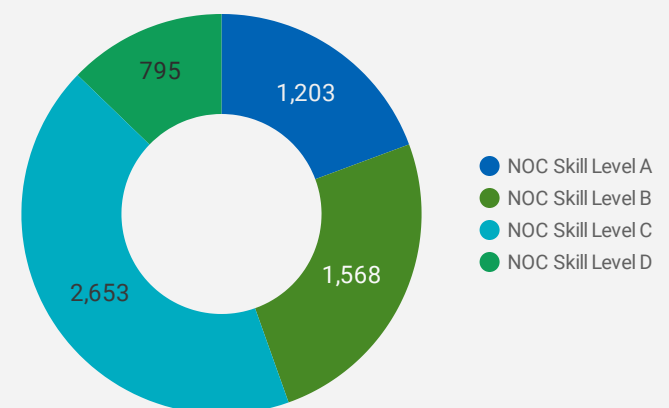
JOB POSTINGS BY SKILL TYPE

What skill type is being recruited?



JOB POSTINGS BY SKILL LEVEL

What education do occupations typically require?



Skill Level A = Usually University education | Skill Level B = Usually College education or Apprenticeship training | Skill Level C = Usually Secondary education or occupation-specific training | Skill Level D = Usually on-the-job training

TOP OCCUPATIONS

What kind of jobs are in-demand?

	4 DIGIT NOC NAME	POSTINGS ▾
1.	Retail salespersons	519
2.	Cooks	269
3.	Other customer and information services representatives	255
4.	Food and beverage servers	255
5.	Retail and wholesale trade managers	252
6.	Material handlers	208
7.	Home support workers, housekeepers and related occupations	207
8.	Construction trades helpers and labourers	190
9.	Delivery and courier service drivers	143
10.	Transport truck drivers	126
11.	Receptionists	114
12.	Cashiers	112
13.	Light duty cleaners	107
14.	Administrative assistants	95
15.	Bartenders	85
16.	Other labourers in processing, manufacturing and utilities	81
17.	Security guards and related security service occupations	75
18.	Store shelf stockers, clerks and order fillers	70
19.	Automotive service technicians, truck and bus mechanics and mechanical repairers	67
20.	Food counter attendants, kitchen helpers and related support occupations	66
21.	Landscaping and grounds maintenance labourers	62
22.	Restaurant and food service managers	61
23.	General office support workers	60
24.	Other financial officers	59
25.	Registered nurses and registered psychiatric nurses	55
26.	Retail and wholesale buyers	53
27.	Carpenters	52
28.	Accounting and related clerks	49
29.	Financial sales representatives	49
30.	Dental assistants	43

TOP EMPLOYERS/AGENCIES

Who is hiring?

	COMPANY	POSTINGS ▾
1.	Kijiji Jobs	277
2.	Durham District School Board	174
3.	Durham Region	66
4.	Durham Recruiting	56
5.	Recipe Unlimited Corporation	56
6.	Randstad	48
7.	Ontario Tech University	46
8.	Lowe's	46
9.	Weins Canada	46
10.	Lakeridge Health	44
11.	Thermo Fisher Scientific	44
12.	Swiss Chalet	43
13.	McDonald's	38
14.	Shoppers Drug Mart	36
15.	Ontario Shores Centre for Mental Health Services	36
16.	Loblaws	33
17.	BDO	33
18.	Loblaw Companies Limited	32
19.	City of Oshawa	32
20.	Durham Catholic District School Board	31
21.	Employer	29
22.	General Motors	29
23.	Walmart Canada	28
24.	Home Depot of Canada Inc.	27
25.	Loblaw	26
26.	The Home Depot Canada	25
27.	Adecco	25
28.	TJX Canada	24
29.	Durham College	24

OCCUPATIONS BY FREQUENCY & LENGTH OF JOB POSTINGS

What jobs are hard to fill and/or in-demand?

	4 DIGIT NOC	4 DIGIT NOC NAME	SKILL LEVEL	POSTING COUNT ▾	AVG POSTING LENGTH IN DAYS	MEDIAN POSTING LENGTH IN DAYS
1.	6421	Retail salespersons	NOC Skill Level C	519	18.2	20
2.	6322	Cooks	NOC Skill Level B	269	21.1	22
3.	6552	Other customer and information services representatives	NOC Skill Level C	255	19.1	16
4.	6513	Food and beverage servers	NOC Skill Level C	255	19.1	22
5.	621	Retail and wholesale trade managers	NOC Skill Level A	252	19.9	22
6.	7452	Material handlers	NOC Skill Level C	208	20.2	22
7.	4412	Home support workers, housekeepers and related occupations	NOC Skill Level C	207	22.5	22
8.	7611	Construction trades helpers and labourers	NOC Skill Level D	190	19.8	22
9.	7514	Delivery and courier service drivers	NOC Skill Level C	143	19.5	22
10.	7511	Transport truck drivers	NOC Skill Level C	126	20.0	22
11.	1414	Receptionists	NOC Skill Level C	114	19.6	22
12.	6611	Cashiers	NOC Skill Level D	112	17.7	15
13.	6731	Light duty cleaners	NOC Skill Level D	107	19.1	22
14.	1241	Administrative assistants	NOC Skill Level B	95	19.8	22
15.	6512	Bartenders	NOC Skill Level C	85	21.4	22
16.	9619	Other labourers in processing, manufacturing and utilities	NOC Skill Level D	81	21.3	22
17.	6541	Security guards and related security service occupations	NOC Skill Level C	75	19.7	22
18.	6622	Store shelf stockers, clerks and order fillers	NOC Skill Level D	70	17.1	15
19.	7321	Automotive service technicians, truck and bus mechanics and mechanical repairers	NOC Skill Level B	67	22.8	22
20.	6711	Food counter attendants, kitchen helpers and related support occupations	NOC Skill Level D	66	21.1	22
21.	8612	Landscaping and grounds maintenance labourers	NOC Skill Level D	62	20.0	22
22.	631	Restaurant and food service managers	NOC Skill Level A	61	23.6	22
23.	1411	General office support workers	NOC Skill Level C	60	18.7	22
24.	1114	Other financial officers	NOC Skill Level A	59	18.2	15
25.	3012	Registered nurses and registered psychiatric nurses	NOC Skill Level A	55	25.8	21
26.	6222	Retail and wholesale buyers	NOC Skill Level B	53	18.1	15
27.	7271	Carpenters	NOC Skill Level B	52	18.8	19
28.	1431	Accounting and related clerks	NOC Skill Level C	49	17.1	22
29.	6235	Financial sales representatives	NOC Skill Level B	49	18.6	22

JOB POSTINGS BY 3-DIGIT NATIONAL OCCUPATION CLASSIFICATION

What jobs are hard to fill and/or in-demand?

	3 DIGIT NOC	3 DIGIT NOC NAME	SKILL LEVEL	POSTING COUNT ▾	AVG POSTING LENGTH IN DAYS	MEDIAN POSTING LENGTH IN DAYS
1.	642	Retail salespersons	NOC Skill Level C	519	18.2	20
2.	651	Occupations in food and beverage service	NOC Skill Level C	381	19.8	22
3.	751	Motor vehicle and transit drivers	NOC Skill Level C	288	20.5	22
4.	632	Chefs and cooks	NOC Skill Level B	288	20.9	22
5.	655	Customer and information services representatives	NOC Skill Level C	257	19.0	16
6.	062	Retail and wholesale trade managers	NOC Skill Level A	252	19.9	22
7.	441	Home care providers and educational support occupations	NOC Skill Level C	237	24.3	22
8.	745	Longshore workers and material handlers	NOC Skill Level C	208	20.2	22
9.	761	Trades helpers and labourers	NOC Skill Level D	192	19.8	22
10.	141	General office workers	NOC Skill Level C	184	19.2	22
11.	673	Cleaners	NOC Skill Level D	182	19.4	22
12.	661	Cashiers	NOC Skill Level D	112	17.7	15

1 - 50 / 125 < >

JOB POSTINGS BY 2-DIGIT NATIONAL OCCUPATION CLASSIFICATION

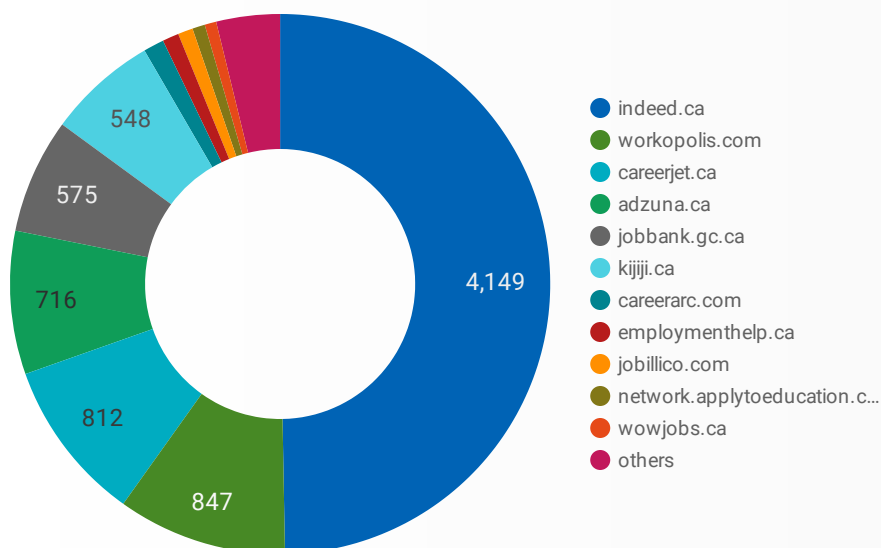
What jobs are hard to fill and/or in-demand?

	2 DIGIT NOC	2 DIGIT NOC NAME	SKILL LEVEL	POSTING COUNT ▾	AVG POSTING LENGTH IN DAYS	MEDIAN POSTING LENGTH IN DAYS
1.	65	Service representatives and other customer and personal services occupations	NOC Skill Level C	760	19.5	22
2.	64	Sales representatives and salespersons - wholesale and retail trade	NOC Skill Level C	535	18.3	20
3.	63	Service supervisors and specialized service occupations	NOC Skill Level B	381	22.4	22
4.	06	Middle management occupations in retail and wholesale trade and customer services	NOC Skill Level A	348	20.6	22
5.	75	Transport and heavy equipment operation and related maintenance occupations	NOC Skill Level C	345	20.7	22
6.	14	Office support occupations	NOC Skill Level C	276	18.9	22
7.	67	Service support and other service occupations, n.e.c.	NOC Skill Level D	255	20.6	22
8.	72	Industrial, electrical and construction trades	NOC Skill Level B	242	22.1	22
9.	44	Care providers and educational, legal and public protection support occupations	NOC Skill Level C	240	24.2	22
10.	74	Other installers, repairers and servicers and material handlers	NOC Skill Level C	238	20.0	22
11.	12	Administrative and financial supervisors and administrative	NOC Skill Level B	222	19.5	22

1 - 44 / 44 < >

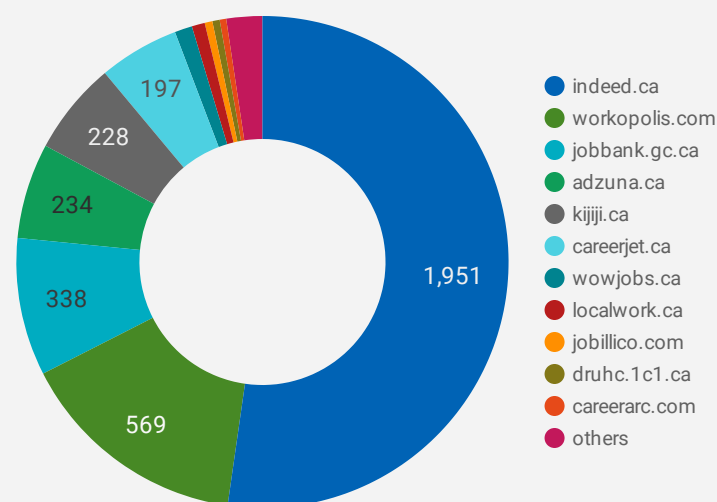
JOB POSTINGS BY JOB BOARD

What share of unique job postings appear on each job board?



COMPANIES BY JOB BOARD

What share of unique job postings appear on each job board?



JOB POSTING DETAILS BY JOB BOARD

How does job posting activity differ by job board?

	JOB BOARD	POSTING COUNT ▾	AVG POSTING LENGTH IN DAYS	MEDIAN POSTING LENGTH IN DAYS	COMPANIES
1.	indeed.ca	4,149	21.9	22	1,951
2.	workopolis.com	847	15.0	15	569
3.	careerjet.ca	812	18.4	12	197
4.	adzuna.ca	716	15.0	15	234
5.	jobbank.gc.ca	575	29.5	27	338
6.	kijiji.ca	548	14.9	15	228
7.	careerarc.com	103	23.5	20	16
8.	employmenthelp.ca	82	59.4	50.5	13
9.	jobillico.com	75	17.5	15	19
10.	network.applytoeducation.com	63	5.3	5	5
11.	wowjobs.ca	58	16.0	16	43
12.	localwork.ca	51	30.7	31	32
13.	durhamrecruiting.ca	38	13.6	7	1
14.	agilec.ca	34	25.5	26	5
15.	careerbuilder.ca	31	22.0	26	15
16.	druhc.1c1.ca	27	16.0	16	18
17.	randstad.ca	21	15.7	14.5	1
18.	emploi.cofrd.org	17	24.0	24.5	13