

JOB DEMAND REPORT

MAY 2021

Job posting data collected by Durham Workforce Authority from job boards and employer websites who recruit candidates in Durham Region.

HIGHLIGHTS

JOB POSTINGS BY THE NUMBERS

TOTAL ACTIVE	NEW THIS MONTH	COMPANIES	JOB BOARDS
6,949	4,195	2,707	31

OF DAYS POSTED

AVERAGE	MEDIAN
19.9	22

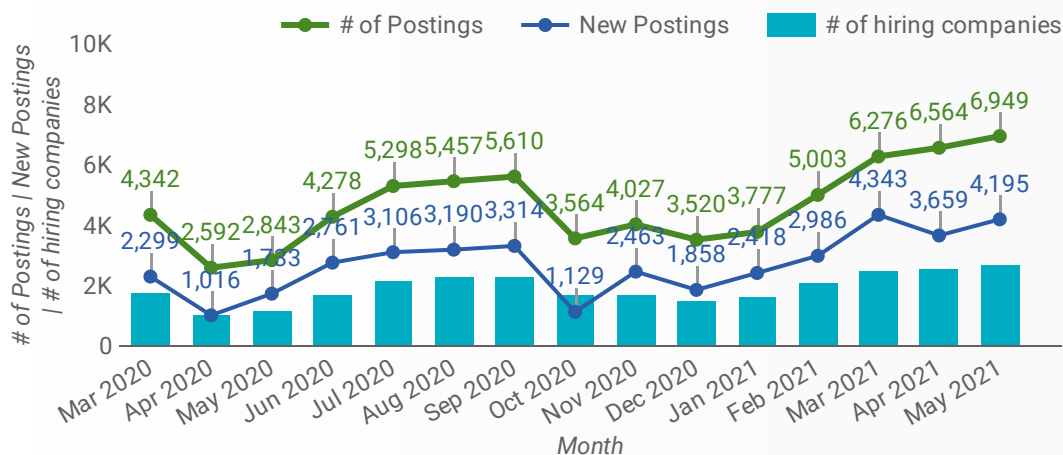
REPORT BUILDER

The default filter selection below will show all job demand data for the month. You can use the filters to create a customized report for the purpose of understanding a subset of the data.

MUNICIPALITY	JOB TYPE	JOB DURATION
JOB BOARD	ADDITIONAL LANGUA...	QUICK FIND
SKILL LEVEL		
SKILL TYPE NAME / 1-DIGIT NATIONAL OCCUPATIONAL CLASSIFICATION CODE		
MAJOR GROUP / 2-DIGIT NATIONAL OCCUPATIONAL CLASSIFICATION CODE		
MINOR GROUP / 3-DIGIT NATIONAL OCCUPATIONAL CLASSIFICATION CODE		
UNIT GROUP / 4-DIGIT NATIONAL OCCUPATIONAL CLASSIFICATION CODE		
COMPANY OR EMPLOYMENT AGENCY		

JOB POSTINGS BY MONTH

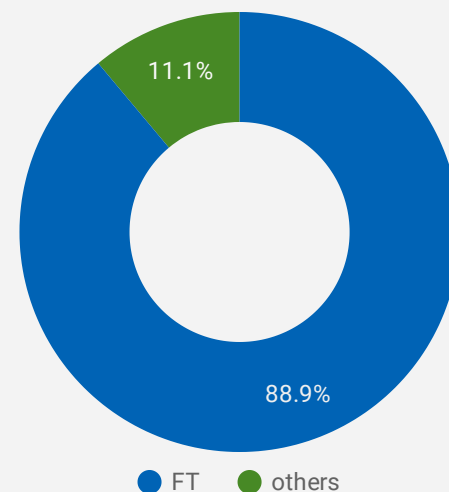
How many job postings were active for at least 1 day this month?



NOTE: This graph cannot be filtered using the controls on the cover page

JOB TYPE

Full-time vs Part-time



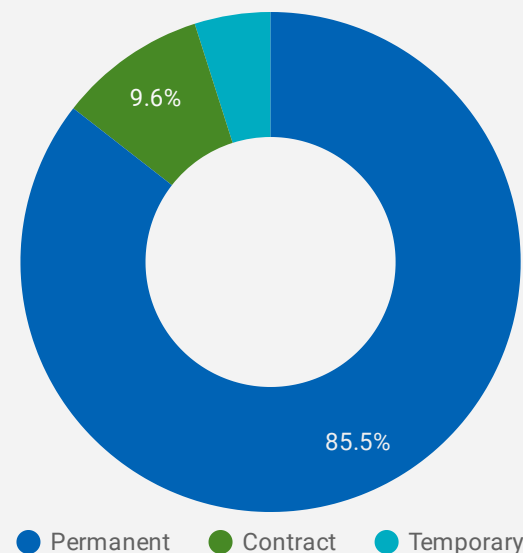
JOB POSTINGS BY MUNICIPALITY

Where are job opportunities being offered?

	MUNICIPALITY	POSTING COUNT	AVG POSTING LENGTH IN DAYS	MEDIAN POSTING LENGTH IN DAYS
1.	City of Oshawa	1,942	19.2	22
2.	City of Whitby	1,311	20.4	22
3.	City of Pickering	1,086	19.9	22
4.	City of Ajax	920	19.7	22
5.	Municipality of Clarington	701	19.7	22
6.	Municipality of Uxbridge	389	20.9	22
7.	Municipality of Scugog	277	22.3	22
8.	Municipality of Brock	101	19.7	22

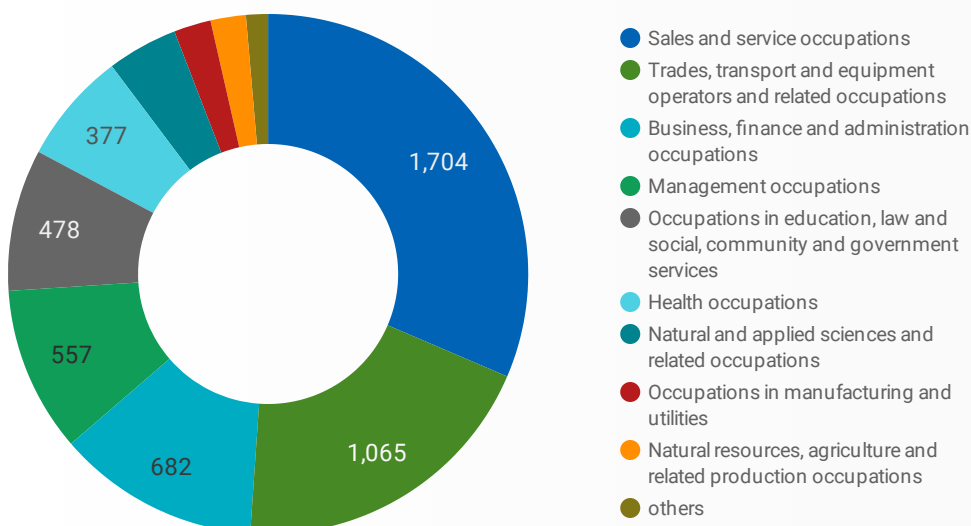
JOB DURATION

Permanency of jobs posted



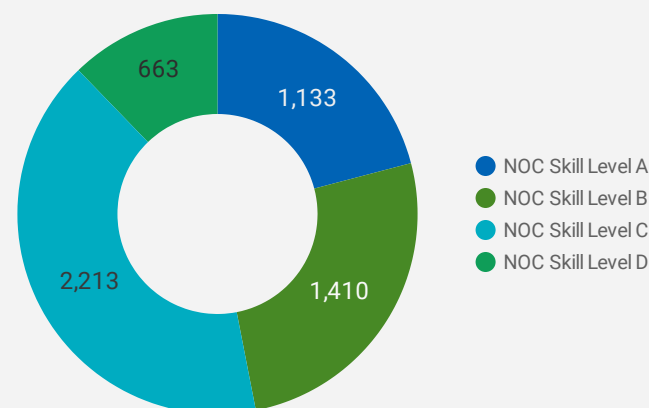
JOB POSTINGS BY SKILL TYPE

What skill type is being recruited?



JOB POSTINGS BY SKILL LEVEL

What education do occupations typically require?



Skill Level A = Usually University education | Skill Level B = Usually College education or Apprenticeship training | Skill Level C = Usually Secondary education or occupation-specific training | Skill Level D = Usually on-the-job training

TOP OCCUPATIONS

What kind of jobs are in-demand?

	4 DIGIT NOC NAME	POSTINGS ▾
1.	Retail salespersons	452
2.	Other customer and information services representatives	228
3.	Retail and wholesale trade managers	224
4.	Material handlers	202
5.	Home support workers, housekeepers and related occupations	196
6.	Construction trades helpers and labourers	169
7.	Cooks	152
8.	Food and beverage servers	132
9.	Delivery and courier service drivers	125
10.	Receptionists	108
11.	Transport truck drivers	102
12.	Light duty cleaners	79
13.	Administrative assistants	73
14.	Other labourers in processing, manufacturing and utilities	70
15.	Landscaping and grounds maintenance labourers	67
16.	Registered nurses and registered psychiatric nurses	65
17.	Cashiers	64
18.	Store shelf stockers, clerks and order fillers	64
19.	Carpenters	61
20.	Security guards and related security service occupations	59
21.	Professional occupations in advertising, marketing and public relations	56
22.	Financial sales representatives	54
23.	Home child care providers	53
24.	General office support workers	52
25.	Retail and wholesale buyers	52
26.	Automotive service technicians, truck and bus mechanics and mechanical repairers	50
27.	Other financial officers	50
28.	Food counter attendants, kitchen helpers and related support occupations	49
29.	Administrative officers	47
30.	Restaurant and food service managers	44

TOP EMPLOYERS/AGENCIES

Who is hiring?

	COMPANY	POSTINGS ▾
1.	Kijiji Jobs	355
2.	Durham District School Board	60
3.	Durham Region	57
4.	Randstad	55
5.	Weins Canada	54
6.	Durham Recruiting	51
7.	Thermo Fisher Scientific	50
8.	Home Depot of Canada Inc.	45
9.	General Motors	40
10.	Lakeridge Health	36
11.	Shoppers Drug Mart	33
12.	Amazon	33
13.	Ontario Shores Centre for Mental Health Services	33
14.	Revera Inc.	33
15.	Lowe's	32
16.	Ontario Tech University	32
17.	Care.com	30
18.	The Home Depot Canada	29
19.	Durham College	28
20.	Walmart Canada	26
21.	Loblaws Companies Limited	26
22.	Bayshore HealthCare	25
23.	Randstad Canada	25
24.	Employer	24
25.	LEND CARE	24
26.	Adecco	23
27.	Alpa Pre-Engineered Panels Systems Inc.	23
28.	Home Depot	22
29.	University of Ontario Institute of Technology	22

OCCUPATIONS BY FREQUENCY & LENGTH OF JOB POSTINGS

What jobs are hard to fill and/or in-demand?

	4 DIGIT NOC	4 DIGIT NOC NAME	SKILL LEVEL	POSTING COUNT ▾	AVG POSTING LENGTH IN DAYS	MEDIAN POSTING LENGTH IN DAYS
1.	6421	Retail salespersons	NOC Skill Level C	452	19.3	22
2.	6552	Other customer and information services representatives	NOC Skill Level C	228	19.4	22
3.	621	Retail and wholesale trade managers	NOC Skill Level A	224	19.2	22
4.	7452	Material handlers	NOC Skill Level C	202	16.8	16
5.	4412	Home support workers, housekeepers and related occupations	NOC Skill Level C	196	22.1	22
6.	7611	Construction trades helpers and labourers	NOC Skill Level D	169	18.6	16
7.	6322	Cooks	NOC Skill Level B	152	21.4	22
8.	6513	Food and beverage servers	NOC Skill Level C	132	18.5	15
9.	7514	Delivery and courier service drivers	NOC Skill Level C	125	18.7	22
10.	1414	Receptionists	NOC Skill Level C	108	20.1	22
11.	7511	Transport truck drivers	NOC Skill Level C	102	19.9	22
12.	6731	Light duty cleaners	NOC Skill Level D	79	19.0	22
13.	1241	Administrative assistants	NOC Skill Level B	73	21.9	22
14.	9619	Other labourers in processing, manufacturing and utilities	NOC Skill Level D	70	20.1	20.5
15.	8612	Landscaping and grounds maintenance labourers	NOC Skill Level D	67	21.8	22
16.	3012	Registered nurses and registered psychiatric nurses	NOC Skill Level A	65	25.7	22
17.	6611	Cashiers	NOC Skill Level D	64	19.8	22
18.	6622	Store shelf stockers, clerks and order fillers	NOC Skill Level D	64	16.7	15
19.	7271	Carpenters	NOC Skill Level B	61	20.8	22
20.	6541	Security guards and related security service occupations	NOC Skill Level C	59	21.5	22
21.	1123	Professional occupations in advertising, marketing and public relations	NOC Skill Level A	56	17.6	22
22.	6235	Financial sales representatives	NOC Skill Level B	54	18.8	22
23.	4411	Home child care providers	NOC Skill Level C	53	26.9	15
24.	1411	General office support workers	NOC Skill Level C	52	19.2	22
25.	6222	Retail and wholesale buyers	NOC Skill Level B	52	17.0	16
26.	7321	Automotive service technicians, truck and bus mechanics and mechanical repairers	NOC Skill Level B	50	20.6	17
27.	1114	Other financial officers	NOC Skill Level A	50	16.4	17
28.	6711	Food counter attendants, kitchen helpers and related support occupations	NOC Skill Level D	49	21.3	22
29.	1221	Administrative officers	NOC Skill Level B	47	20.6	22

JOB POSTINGS BY 3-DIGIT NATIONAL OCCUPATION CLASSIFICATION

What jobs are hard to fill and/or in-demand?

	3 DIGIT NOC	3 DIGIT NOC NAME	SKILL LEVEL	POSTING COUNT ▾	AVG POSTING LENGTH IN DAYS	MEDIAN POSTING LENGTH IN DAYS
1.	642	Retail salespersons	NOC Skill Level C	452	19.3	22
2.	441	Home care providers and educational support occupations	NOC Skill Level C	259	23.0	22
3.	751	Motor vehicle and transit drivers	NOC Skill Level C	247	20.3	22
4.	655	Customer and information services representatives	NOC Skill Level C	233	19.4	22
5.	062	Retail and wholesale trade managers	NOC Skill Level A	224	19.2	22
6.	745	Longshore workers and material handlers	NOC Skill Level C	202	16.8	16
7.	141	General office workers	NOC Skill Level C	172	19.7	22
8.	761	Trades helpers and labourers	NOC Skill Level D	171	18.6	16
9.	651	Occupations in food and beverage service	NOC Skill Level C	169	18.4	15
10.	632	Chefs and cooks	NOC Skill Level B	160	22.0	22
11.	673	Cleaners	NOC Skill Level D	151	20.0	22
12.	122	Administrative and regulatory occupations	NOC Skill Level B	91	20.4	22

1 - 50 / 125 < >

JOB POSTINGS BY 2-DIGIT NATIONAL OCCUPATION CLASSIFICATION

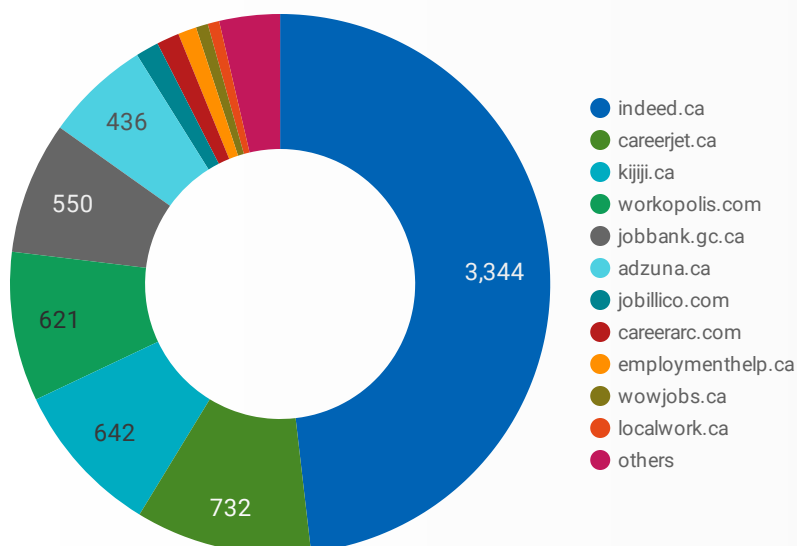
What jobs are hard to fill and/or in-demand?

	2 DIGIT NOC	2 DIGIT NOC NAME	SKILL LEVEL	POSTING COUNT ▾	AVG POSTING LENGTH IN DAYS	MEDIAN POSTING LENGTH IN DAYS
1.	65	Service representatives and other customer and personal services occupations	NOC Skill Level C	495	19.4	22
2.	64	Sales representatives and salespersons - wholesale and retail trade	NOC Skill Level C	467	19.3	22
3.	06	Middle management occupations in retail and wholesale trade and customer services	NOC Skill Level A	299	19.3	22
4.	75	Transport and heavy equipment operation and related maintenance occupations	NOC Skill Level C	294	20.4	22
5.	44	Care providers and educational, legal and public protection support occupations	NOC Skill Level C	262	23.0	22
6.	63	Service supervisors and specialized service occupations	NOC Skill Level B	249	22.9	22
7.	72	Industrial, electrical and construction trades	NOC Skill Level B	245	20.3	22
8.	74	Other installers, repairers and servicers and material handlers	NOC Skill Level C	231	17.4	16.5
9.	14	Office support occupations	NOC Skill Level C	225	20.5	22
10.	67	Service support and other service occupations, n.e.c.	NOC Skill Level D	206	20.3	22
11.	12	Administrative and financial supervisors and administrative	NOC Skill Level B	188	21.0	22

1 - 44 / 44 < >

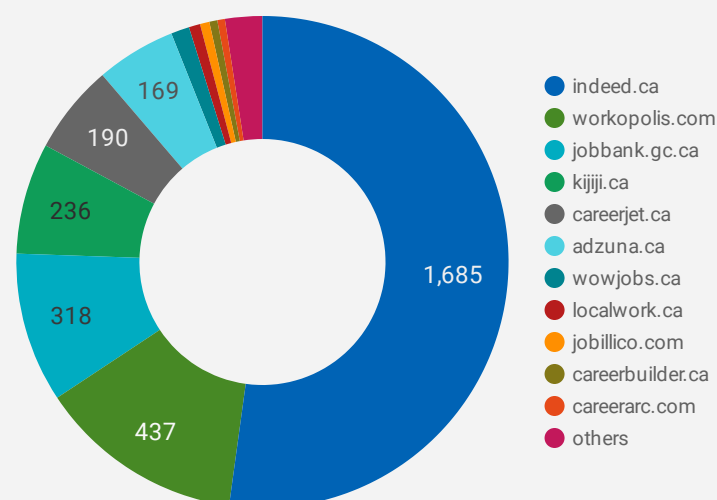
JOB POSTINGS BY JOB BOARD

What share of unique job postings appear on each job board?



COMPANIES BY JOB BOARD

What share of unique job postings appear on each job board?



JOB POSTING DETAILS BY JOB BOARD

How does job posting activity differ by job board?

	JOB BOARD	POSTING COUNT ▾	AVG POSTING LENGTH IN DAYS	MEDIAN POSTING LENGTH IN DAYS	COMPANIES
1.	indeed.ca	3,344	21.9	22	1,685
2.	careerjet.ca	732	19.1	15	190
3.	kijiji.ca	642	15.0	15	236
4.	workopolis.com	621	15.0	15	437
5.	jobbank.gc.ca	550	23.1	16	318
6.	adzuna.ca	436	15.0	15	169
7.	jobillico.com	96	22.8	15	20
8.	careerarc.com	94	29.4	30	16
9.	employmenthelp.ca	77	33.7	31	16
10.	wowjobs.ca	50	16.0	16	39
11.	localwork.ca	48	31.4	31	24
12.	durhamrecruiting.ca	37	14.1	7	1
13.	careerbuilder.ca	34	21.2	24.5	17
14.	agilec.ca	28	29.1	26	5
15.	druhc.1c1.ca	28	16.0	16	14
16.	randstad.ca	25	29.5	31	1
17.	network.applytoeducation.com	20	7.2	7	5
18.	pickering.ca	17	10.2	9	1