

JOB DEMAND REPORT

APRIL 2021

Job posting data collected by Durham Workforce Authority from job boards and employer websites who recruit candidates in Durham Region.

HIGHLIGHTS

JOB POSTINGS BY THE NUMBERS

TOTAL ACTIVE	NEW THIS MONTH	COMPANIES	JOB BOARDS
6,564	3,659	2,608	30

OF DAYS POSTED

AVERAGE	MEDIAN
18.7	22

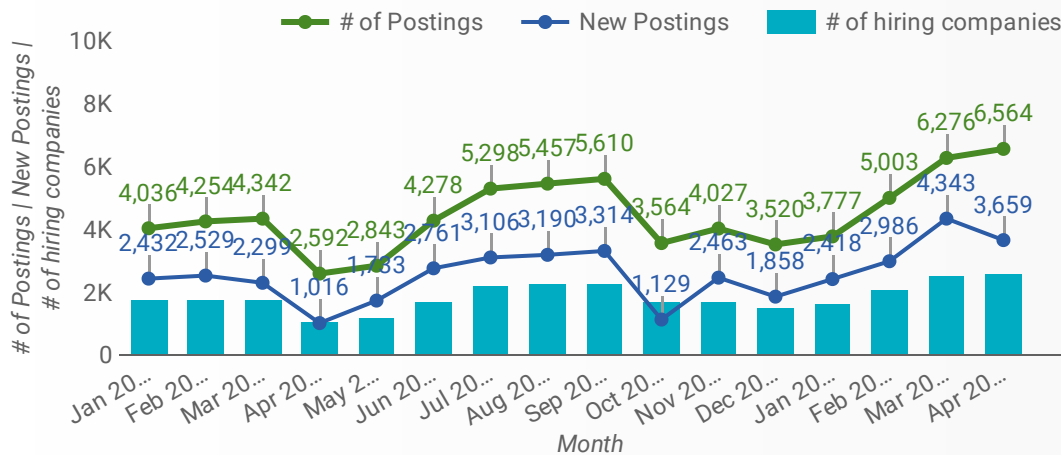
REPORT BUILDER

The default filter selection below will show all job demand data for the month. You can use the filters to create a customized report for the purpose of understanding a subset of the data.

MUNICIPALITY	JOB TYPE	JOB DURATION
JOB BOARD	ADDITIONAL LANGUA...	QUICK FIND
SKILL LEVEL		
SKILL TYPE NAME / 1-DIGIT NATIONAL OCCUPATIONAL CLASSIFICATION CODE		
MAJOR GROUP / 2-DIGIT NATIONAL OCCUPATIONAL CLASSIFICATION CODE		
MINOR GROUP / 3-DIGIT NATIONAL OCCUPATIONAL CLASSIFICATION CODE		
UNIT GROUP / 4-DIGIT NATIONAL OCCUPATIONAL CLASSIFICATION CODE		
COMPANY OR EMPLOYMENT AGENCY		

JOB POSTINGS BY MONTH

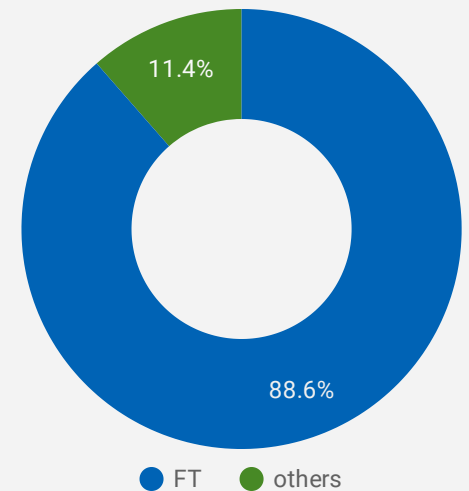
How many job postings were active for at least 1 day this month?



NOTE: This graph cannot be filtered using the controls on the cover page

JOB TYPE

Full-time vs Part-time



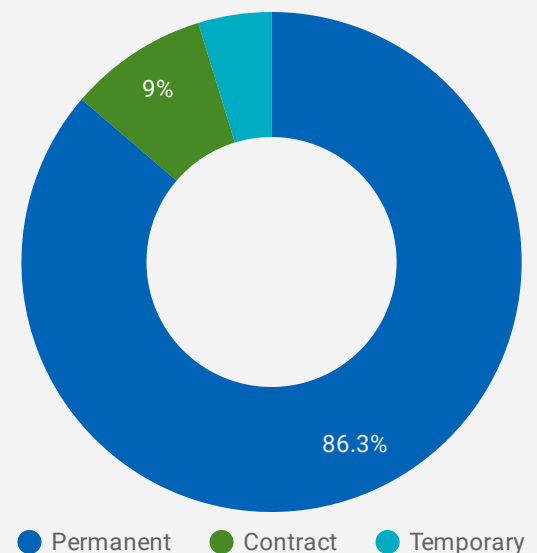
JOB POSTINGS BY MUNICIPALITY

Where are job opportunities being offered?

	MUNICIPALITY	POSTING COUNT	AVG POSTING LENGTH IN DAYS	MEDIAN POSTING LENGTH IN DAYS
1.	City of Oshawa	1,717	18.6	22
2.	City of Whitby	1,302	18.4	22
3.	City of Pickering	1,018	18.5	22
4.	City of Ajax	800	19.0	22
5.	Municipality of Clarington	661	18.6	22
6.	Municipality of Uxbridge	366	19.8	22
7.	Municipality of Scugog	328	19.8	22
8.	Municipality of Brock	96	23.7	22

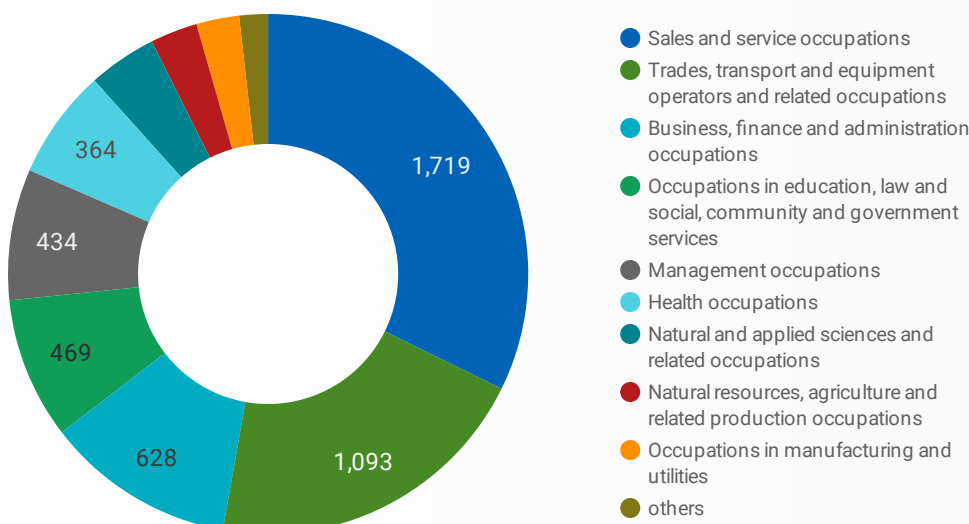
JOB DURATION

Permanency of jobs posted



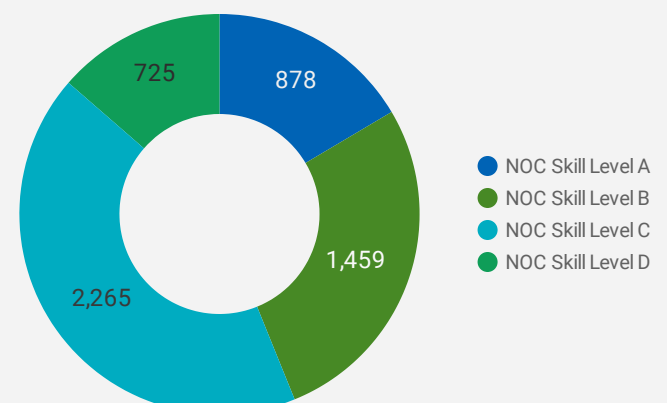
JOB POSTINGS BY SKILL TYPE

What skill type is being recruited?



JOB POSTINGS BY SKILL LEVEL

What education do occupations typically require?



Skill Level A = Usually University education | Skill Level B = Usually College education or Apprenticeship training | Skill Level C = Usually Secondary education or occupation-specific training | Skill Level D = Usually on-the-job training

TOP OCCUPATIONS

What kind of jobs are in-demand?

	4 DIGIT NOC NAME	POSTINGS ▾
1.	Retail salespersons	420
2.	Other customer and information services representatives	231
3.	Material handlers	201
4.	Home support workers, housekeepers and related occupations	198
5.	Cooks	159
6.	Retail and wholesale trade managers	132
7.	Delivery and courier service drivers	131
8.	Transport truck drivers	117
9.	Food counter attendants, kitchen helpers and related support occupations	115
10.	Receptionists	104
11.	Construction trades helpers and labourers	101
12.	Landscaping and grounds maintenance labourers	98
13.	Administrative assistants	96
14.	Light duty cleaners	94
15.	Cashiers	81
16.	Carpenters	73
17.	Landscape and horticulture technicians and specialists	70
18.	Food and beverage servers	69
19.	Home child care providers	67
20.	Other labourers in processing, manufacturing and utilities	60
21.	Security guards and related security service occupations	59
22.	Dental assistants	52
23.	Retail and wholesale buyers	52
24.	Registered nurses and registered psychiatric nurses	48
25.	Store shelf stockers, clerks and order fillers	43
26.	Roofers and shinglers	43
27.	Residential and commercial installers and servicers	43
28.	Senior government managers and officials	43
29.	Other financial officers	41
30.	Janitors, caretakers and building superintendents	40

TOP EMPLOYERS/AGENCIES

Who is hiring?

	COMPANY	POSTINGS ▾
1.	Kijiji Jobs	375
2.	CareerJet	208
3.	Home Depot of Canada Inc.	64
4.	Durham District School Board	58
5.	Durham Region	51
6.	Randstad	47
7.	Weins Canada	47
8.	Thermo Fisher Scientific	46
9.	Randstad Canada	37
10.	The Home Depot Canada	36
11.	East Penn Canada	35
12.	Lowe's	34
13.	Ontario Shores Centre for Mental Health Services	34
14.	Durham Region Unemployed Help Centre	33
15.	Revera Inc.	32
16.	Amazon	32
17.	Ontario Tech University	32
18.	Shoppers Drug Mart	31
19.	LEND CARE	30
20.	Home Depot	30
21.	Lakeridge Health	30
22.	Durham Recruiting	26
23.	Bayshore HealthCare	23
24.	Durham College	23
25.	Alpa Pre-Engineered Panels Systems Inc.	23
26.	Loblaw	23
27.	Loblaw Companies Limited	21
28.	Compass Group Canada	20
29.	Art With A Heart Inc.	19

OCCUPATIONS BY FREQUENCY & LENGTH OF JOB POSTINGS

What jobs are hard to fill and/or in-demand?

	4 DIGIT NOC	4 DIGIT NOC NAME	SKILL LEVEL	POSTING COUNT	AVG POSTING LENGTH IN DAYS	MEDIAN POSTING LENGTH IN DAYS
1.	6421	Retail salespersons	NOC Skill Level C	420	18.7	22
2.	6552	Other customer and information services representatives	NOC Skill Level C	231	18.2	22
3.	7452	Material handlers	NOC Skill Level C	201	16.8	16
4.	4412	Home support workers, housekeepers and related occupations	NOC Skill Level C	198	20.1	22
5.	6322	Cooks	NOC Skill Level B	159	19.5	22
6.	621	Retail and wholesale trade managers	NOC Skill Level A	132	19.1	22
7.	7514	Delivery and courier service drivers	NOC Skill Level C	131	19.3	22
8.	7511	Transport truck drivers	NOC Skill Level C	117	18.7	15.5
9.	6711	Food counter attendants, kitchen helpers and related support occupations	NOC Skill Level D	115	18.5	19.5
10.	1414	Receptionists	NOC Skill Level C	104	20.0	22
11.	7611	Construction trades helpers and labourers	NOC Skill Level D	101	17.7	15
12.	8612	Landscaping and grounds maintenance labourers	NOC Skill Level D	98	19.1	16
13.	1241	Administrative assistants	NOC Skill Level B	96	20.6	22
14.	6731	Light duty cleaners	NOC Skill Level D	94	18.7	16
15.	6611	Cashiers	NOC Skill Level D	81	18.1	15.5
16.	7271	Carpenters	NOC Skill Level B	73	17.2	15
17.	2225	Landscape and horticulture technicians and specialists	NOC Skill Level B	70	18.4	16
18.	6513	Food and beverage servers	NOC Skill Level C	69	19.4	22
19.	4411	Home child care providers	NOC Skill Level C	67	25.8	31
20.	9619	Other labourers in processing, manufacturing and utilities	NOC Skill Level D	60	19.5	22
21.	6541	Security guards and related security service occupations	NOC Skill Level C	59	17.1	15
22.	3411	Dental assistants	NOC Skill Level C	52	19.1	22
23.	6222	Retail and wholesale buyers	NOC Skill Level B	52	15.3	15
24.	3012	Registered nurses and registered psychiatric nurses	NOC Skill Level A	48	18.8	9.5
25.	6622	Store shelf stockers, clerks and order fillers	NOC Skill Level D	43	17.1	17
26.	7291	Roofers and shinglers	NOC Skill Level B	43	17.3	15
27.	7441	Residential and commercial installers and servicers	NOC Skill Level C	43	19.1	22
28.	12	Senior government managers and officials	NOC Skill Level A	43	16.8	22
29.	1114	Other financial officers	NOC Skill Level A	41	18.9	22
30.	6732	Janitors, cleaners and building maintenance workers	NOC Skill Level D	40	16.1	15

JOB POSTINGS BY 3-DIGIT NATIONAL OCCUPATION CLASSIFICATION

What jobs are hard to fill and/or in-demand?

	3 DIGIT NOC	3 DIGIT NOC NAME	SKILL LEVEL	POSTING COUNT ▾	AVG POSTING LENGTH IN DAYS	MEDIAN POSTING LENGTH IN DAYS
1.	642	Retail salespersons	NOC Skill Level C	420	18.7	22
2.	751	Motor vehicle and transit drivers	NOC Skill Level C	275	18.9	22
3.	441	Home care providers and educational support occupations	NOC Skill Level C	273	21.2	22
4.	655	Customer and information services representatives	NOC Skill Level C	236	18.1	22
5.	745	Longshore workers and material handlers	NOC Skill Level C	201	16.8	16
6.	632	Chefs and cooks	NOC Skill Level B	171	20.0	22
7.	673	Cleaners	NOC Skill Level D	166	18.4	16
8.	141	General office workers	NOC Skill Level C	147	19.5	22
9.	062	Retail and wholesale trade managers	NOC Skill Level A	132	19.1	22
10.	651	Occupations in food and beverage service	NOC Skill Level C	116	19.1	22
11.	671	Food counter attendants, kitchen helpers and related support occupations	NOC Skill Level D	115	18.5	19.5

1 - 50 / 127 < >

JOB POSTINGS BY 2-DIGIT NATIONAL OCCUPATION CLASSIFICATION

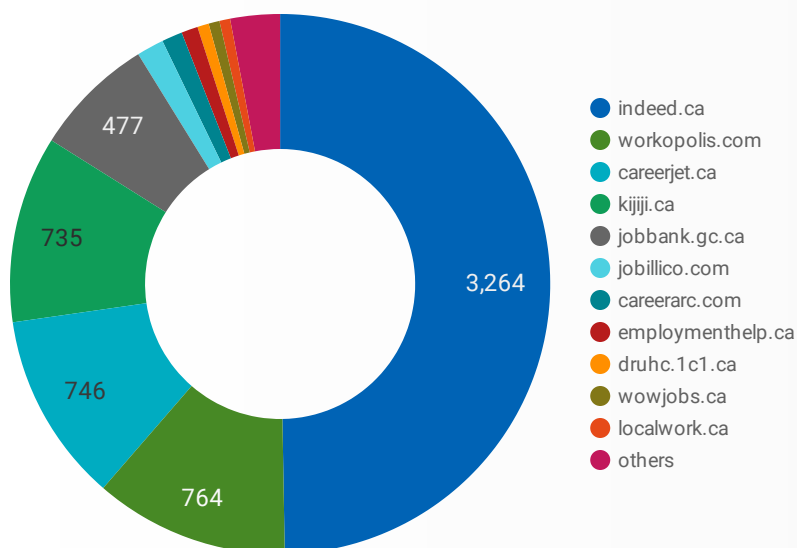
What jobs are hard to fill and/or in-demand?

	2 DIGIT NOC	2 DIGIT NOC NAME	SKILL LEVEL	POSTING COUNT ▾	AVG POSTING LENGTH IN DAYS	MEDIAN POSTING LENGTH IN DAYS
1.	65	Service representatives and other customer and personal services occupations	NOC Skill Level C	456	18.4	22
2.	64	Sales representatives and salespersons - wholesale and retail trade	NOC Skill Level C	447	18.8	22
3.	75	Transport and heavy equipment operation and related maintenance occupations	NOC Skill Level C	333	19.2	22
4.	67	Service support and other service occupations, n.e.c.	NOC Skill Level D	294	18.5	16
5.	44	Care providers and educational, legal and public protection support occupations	NOC Skill Level C	278	22.0	22
6.	72	Industrial, electrical and construction trades	NOC Skill Level B	273	18.2	15
7.	74	Other installers, repairers and servicers and material handlers	NOC Skill Level C	270	18.1	19.5
8.	63	Service supervisors and specialized service occupations	NOC Skill Level B	256	20.3	22
9.	14	Office support occupations	NOC Skill Level C	200	18.7	22
10.	12	Administrative and financial supervisors and administrative occupations	NOC Skill Level B	194	20.6	22
11.	06	Middle management occupations in retail and wholesale trade and	NOC Skill Level A	173	19.7	22

1 - 44 / 44 < >

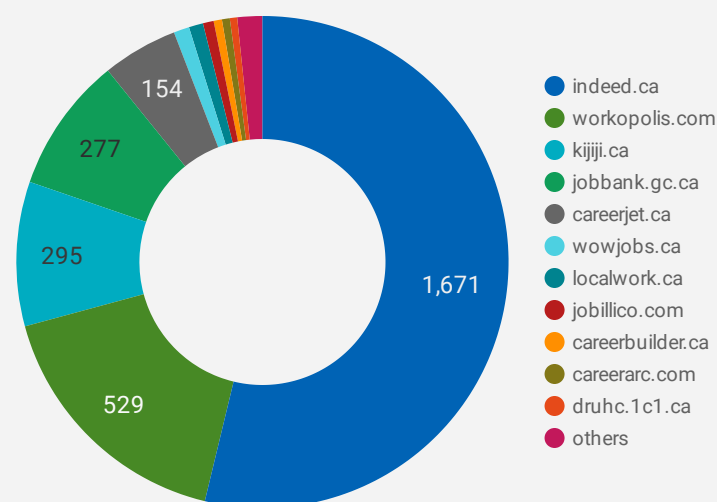
JOB POSTINGS BY JOB BOARD

What share of unique job postings appear on each job board?



COMPANIES BY JOB BOARD

What share of unique job postings appear on each job board?



JOB POSTING DETAILS BY JOB BOARD

How does job posting activity differ by job board?

	JOB BOARD	POSTING COUNT ▾	AVG POSTING LENGTH IN DAYS	MEDIAN POSTING LENGTH IN DAYS	COMPANIES
1.	indeed.ca	3,264	21.9	22	1,671
2.	workopolis.com	764	15.2	15	529
3.	careerjet.ca	746	12.8	8	154
4.	kijiji.ca	735	14.9	15	295
5.	jobbank.gc.ca	477	18.8	16	277
6.	jobillico.com	107	17.8	15	22
7.	careerarc.com	81	29.9	30	16
8.	employmenthelp.ca	65	41.4	42	12
9.	druhc.1c1.ca	45	16.0	16	15
10.	wowjobs.ca	43	16.0	16	32
11.	localwork.ca	42	29.0	31	29
12.	randstad.ca	37	23.3	26	1
13.	careerbuilder.ca	29	27.4	31	17
14.	network.applytoeducation.com	24	8.5	7	6
15.	durhamrecruiting.ca	22	12.4	8.5	1
16.	agilec.ca	19	21.4	15	5
17.	pickering.ca	16	11.5	7	1
18.	aboriginaljobboard.ca	8	30.0	30	7