

JOB DEMAND REPORT

MARCH 2021

Job posting data collected by Durham Workforce Authority from job boards and employer websites who recruit candidates in Durham Region.

HIGHLIGHTS

JOB POSTINGS BY THE NUMBERS

TOTAL ACTIVE	NEW THIS MONTH	COMPANIES	JOB BOARDS
6,276	4,343	2,521	28

OF DAYS POSTED

AVERAGE	MEDIAN
19.3	22

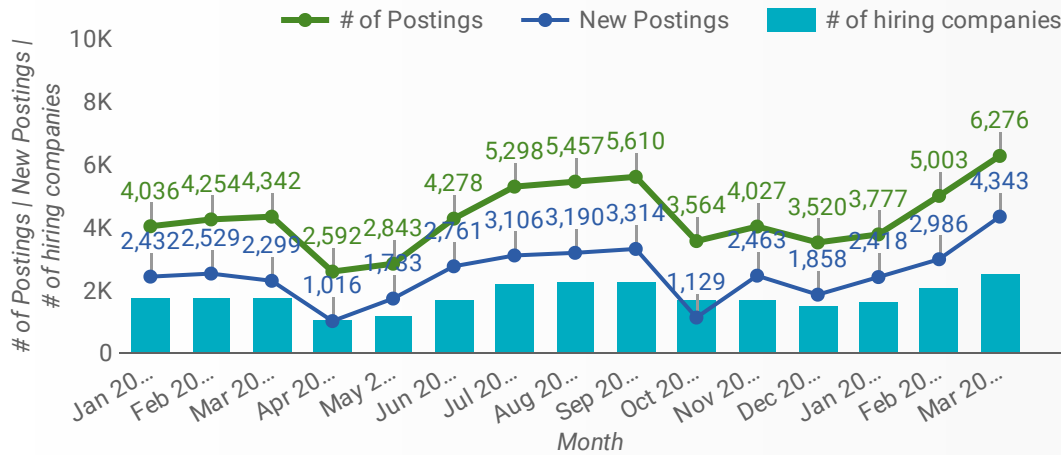
REPORT BUILDER

The default filter selection below will show all job demand data for the month. You can use the filters to create a customized report for the purpose of understanding a subset of the data.

MUNICIPALITY	JOB TYPE	JOB DURATION
JOB BOARD	ADDITIONAL LANGUA...	QUICK FIND
SKILL LEVEL		
SKILL TYPE NAME / 1-DIGIT NATIONAL OCCUPATIONAL CLASSIFICATION CODE		
MAJOR GROUP / 2-DIGIT NATIONAL OCCUPATIONAL CLASSIFICATION CODE		
MINOR GROUP / 3-DIGIT NATIONAL OCCUPATIONAL CLASSIFICATION CODE		
UNIT GROUP / 4-DIGIT NATIONAL OCCUPATIONAL CLASSIFICATION CODE		
COMPANY OR EMPLOYMENT AGENCY		

JOB POSTINGS BY MONTH

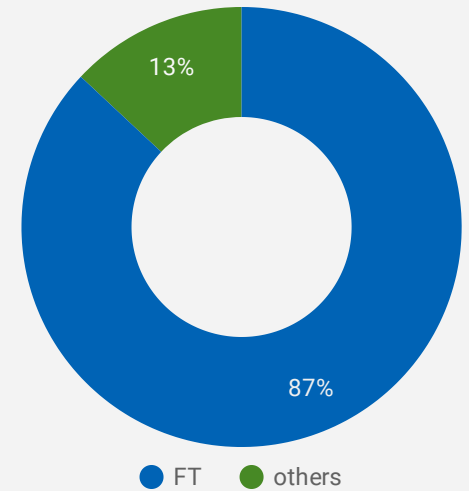
How many job postings were active for at least 1 day this month?



NOTE: This graph cannot be filtered using the controls on the cover page

JOB TYPE

Full-time vs Part-time



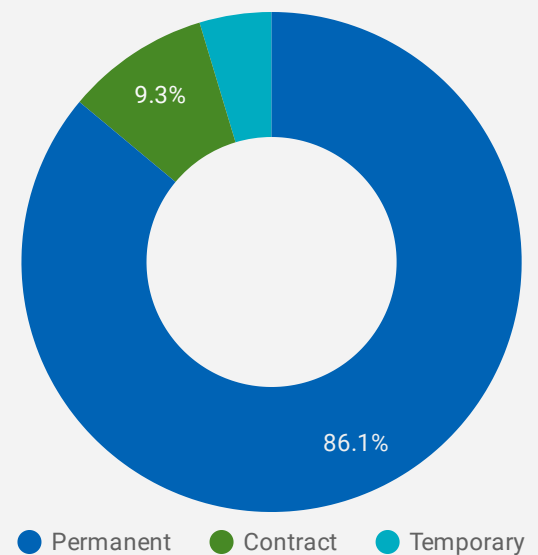
JOB POSTINGS BY MUNICIPALITY

Where are job opportunities being offered?

	MUNICIPALITY	POSTING COUNT	AVG POSTING LENGTH IN DAYS	MEDIAN POSTING LENGTH IN DAYS
1.	City of Oshawa	1,626	19.2	22
2.	City of Whitby	1,235	18.5	21
3.	City of Pickering	910	19.6	22
4.	City of Ajax	767	18.7	22
5.	Municipality of Clarington	686	19.5	16
6.	Municipality of Uxbridge	351	19.5	22
7.	Municipality of Scugog	337	22.6	22
8.	Municipality of Brock	99	23.0	22

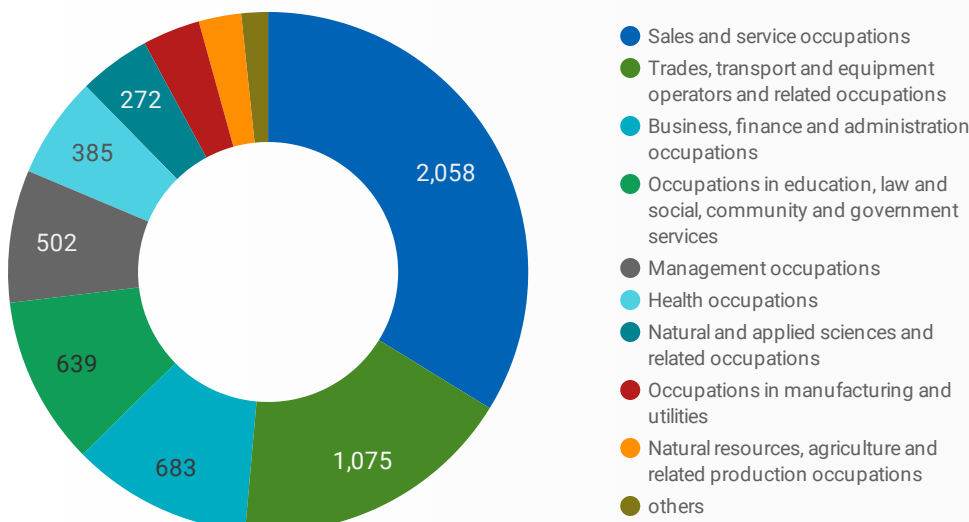
JOB DURATION

Permanency of jobs posted



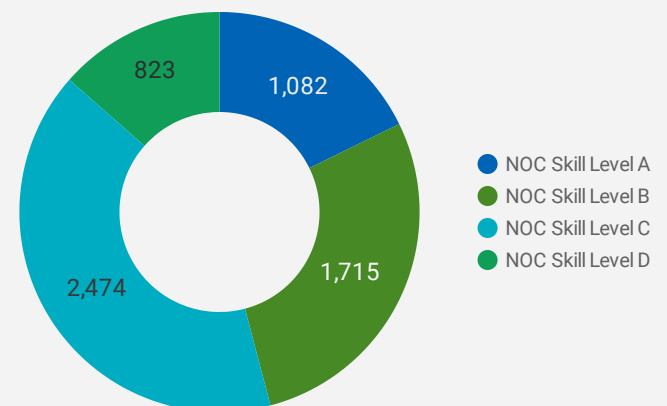
JOB POSTINGS BY SKILL TYPE

What skill type is being recruited?



JOB POSTINGS BY SKILL LEVEL

What education do occupations typically require?



Skill Level A = Usually University education | Skill Level B = Usually College education or Apprenticeship training | Skill Level C = Usually Secondary education or occupation-specific training | Skill Level D = Usually on-the-job training

TOP OCCUPATIONS

What kind of jobs are in-demand?

	4 DIGIT NOC NAME	POSTINGS ▾
1.	Retail salespersons	511
2.	Other customer and information services representatives	205
3.	Home support workers, housekeepers and related occupations	194
4.	Cooks	179
5.	Material handlers	166
6.	Food counter attendants, kitchen helpers and related support occupations	161
7.	Retail and wholesale trade managers	136
8.	Transport truck drivers	133
9.	Light duty cleaners	125
10.	Delivery and courier service drivers	120
11.	Administrative assistants	109
12.	Home child care providers	105
13.	Landscaping and grounds maintenance labourers	99
14.	Food and beverage servers	93
15.	Receptionists	87
16.	Cashiers	87
17.	Security guards and related security service occupations	87
18.	Other labourers in processing, manufacturing and utilities	85
19.	Residential and commercial installers and servicers	77
20.	Carpenters	70
21.	Construction trades helpers and labourers	58
22.	Store shelf stockers, clerks and order fillers	55
23.	Landscape and horticulture technicians and specialists	54
24.	Retail and wholesale buyers	53
25.	Early childhood educators and assistants	49
26.	Hairstylists and barbers	47
27.	Accounting technicians and bookkeepers	47
28.	Facility operation and maintenance managers	46
29.	Registered nurses and registered psychiatric nurses	46
30.	Automotive service technicians, truck and bus mechanics and mechanical repairers	46

1 - 50 / 337 < >

TOP EMPLOYERS/AGENCIES

Who is hiring?

	COMPANY	POSTINGS ▾
1.	CareerJet	369
2.	Kijiji Jobs	323
3.	Home Depot of Canada Inc.	56
4.	Ontario Shores Centre for Mental Health Services	48
5.	The Home Depot Canada	46
6.	Thermo Fisher Scientific	46
7.	Durham Region	43
8.	Lowe's	41
9.	Durham District School Board	39
10.	Durham College	38
11.	Weins Canada	38
12.	Shoppers Drug Mart	37
13.	Durham Recruiting	35
14.	Home Depot	34
15.	Randstad Canada	29
16.	LEND CARE	28
17.	TJX Companies, Inc.	24
18.	Randstad	24
19.	East Penn Canada	24
20.	Lakeridge Health	22
21.	McDonald's Restaurants	21
22.	TJX Canada	20
23.	G4S Secure Solutions Canada	19
24.	BDO	19
25.	Global Human Resource Centre	19
26.	City of Oshawa	17
27.	Durham Region Unemployed Help Centre	17
28.	Alpa Pre-Engineered Panels Systems Inc.	17

1 - 50 / 2521 < >

OCCUPATIONS BY FREQUENCY & LENGTH OF JOB POSTINGS

What jobs are hard to fill and/or in-demand?

	4 DIGIT NOC	4 DIGIT NOC NAME	SKILL LEVEL	POSTING COUNT	AVG POSTING LENGTH IN DAYS	MEDIAN POSTING LENGTH IN DAYS
1.	6421	Retail salespersons	NOC Skill Level C	511	17.8	21
2.	6552	Other customer and information services representatives	NOC Skill Level C	205	18.2	22
3.	4412	Home support workers, housekeepers and related occupations	NOC Skill Level C	194	19.7	22
4.	6322	Cooks	NOC Skill Level B	179	19.2	15
5.	7452	Material handlers	NOC Skill Level C	166	18.4	16
6.	6711	Food counter attendants, kitchen helpers and related support occupations	NOC Skill Level D	161	18.3	15
7.	621	Retail and wholesale trade managers	NOC Skill Level A	136	18.5	21.5
8.	7511	Transport truck drivers	NOC Skill Level C	133	18.2	15
9.	6731	Light duty cleaners	NOC Skill Level D	125	19.1	16
10.	7514	Delivery and courier service drivers	NOC Skill Level C	120	18.9	21
11.	1241	Administrative assistants	NOC Skill Level B	109	20.6	22
12.	4411	Home child care providers	NOC Skill Level C	105	26.8	31
13.	8612	Landscaping and grounds maintenance labourers	NOC Skill Level D	99	17.8	15
14.	6513	Food and beverage servers	NOC Skill Level C	93	19.8	22
15.	1414	Receptionists	NOC Skill Level C	87	21.0	22
16.	6611	Cashiers	NOC Skill Level D	87	19.1	16
17.	6541	Security guards and related security service occupations	NOC Skill Level C	87	18.5	16
18.	9619	Other labourers in processing, manufacturing and utilities	NOC Skill Level D	85	22.3	22
19.	7441	Residential and commercial installers and servicers	NOC Skill Level C	77	18.3	16
20.	7271	Carpenters	NOC Skill Level B	70	17.3	15
21.	7611	Construction trades helpers and labourers	NOC Skill Level D	58	17.7	16
22.	6622	Store shelf stockers, clerks and order fillers	NOC Skill Level D	55	15.8	15
23.	2225	Landscape and horticulture technicians and specialists	NOC Skill Level B	54	21.2	21
24.	6222	Retail and wholesale buyers	NOC Skill Level B	53	18.0	15
25.	4214	Early childhood educators and assistants	NOC Skill Level B	49	19.9	22
26.	6341	Hairstylists and barbers	NOC Skill Level B	47	18.5	15
27.	1311	Accounting technicians and bookkeepers	NOC Skill Level B	47	19.7	22
28.	714	Facility operation and maintenance managers	NOC Skill Level A	46	22.9	22
29.	3012	Registered nurses and registered psychiatric nurses	NOC Skill Level A	46	21.8	21.5
30.	7331	Automotive service technicians, truck and bus mechanics and	NOC Skill Level B	46	18.7	22

JOB POSTINGS BY 3-DIGIT NATIONAL OCCUPATION CLASSIFICATION

What jobs are hard to fill and/or in-demand?

	3 DIGIT NOC	3 DIGIT NOC NAME	SKILL LEVEL	POSTING COUNT ▾	AVG POSTING LENGTH IN DAYS	MEDIAN POSTING LENGTH IN DAYS
1.	642	Retail salespersons	NOC Skill Level C	511	17.8	21
2.	441	Home care providers and educational support occupations	NOC Skill Level C	305	22.1	22
3.	751	Motor vehicle and transit drivers	NOC Skill Level C	276	18.7	16
4.	655	Customer and information services representatives	NOC Skill Level C	211	17.9	22
5.	632	Chefs and cooks	NOC Skill Level B	197	19.2	15
6.	673	Cleaners	NOC Skill Level D	193	18.6	16
7.	745	Longshore workers and material handlers	NOC Skill Level C	166	18.4	16
8.	671	Food counter attendants, kitchen helpers and related support occupations	NOC Skill Level D	161	18.3	15
9.	651	Occupations in food and beverage service	NOC Skill Level C	154	19.4	22
10.	062	Retail and wholesale trade managers	NOC Skill Level A	136	18.5	21.5
11.	141	General office workers	NOC Skill Level C	129	20.0	22

1 - 50 / 129 < >

JOB POSTINGS BY 2-DIGIT NATIONAL OCCUPATION CLASSIFICATION

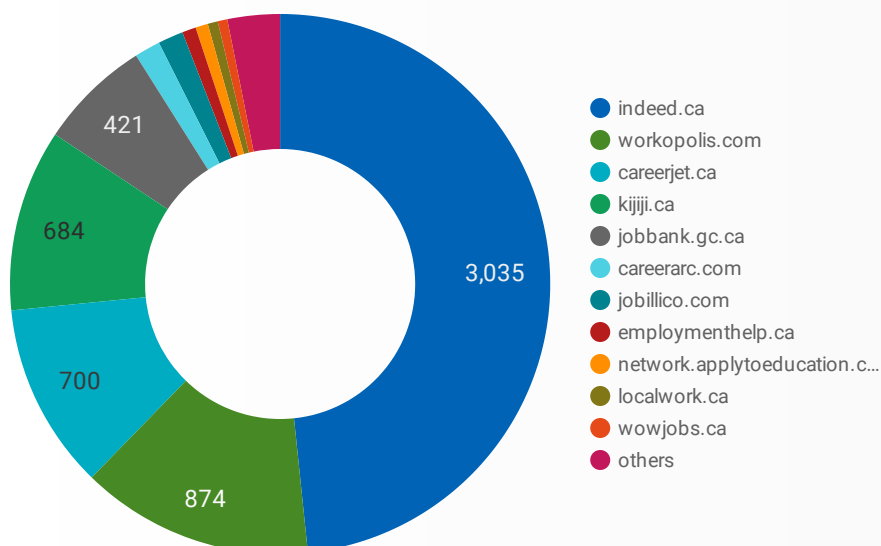
What jobs are hard to fill and/or in-demand?

	2 DIGIT NOC	2 DIGIT NOC NAME	SKILL LEVEL	POSTING COUNT ▾	AVG POSTING LENGTH IN DAYS	MEDIAN POSTING LENGTH IN DAYS
1.	64	Sales representatives and salespersons - wholesale and retail trade	NOC Skill Level C	552	18.0	21
2.	65	Service representatives and other customer and personal services occupations	NOC Skill Level C	497	18.6	22
3.	67	Service support and other service occupations, n.e.c.	NOC Skill Level D	375	18.5	16
4.	63	Service supervisors and specialized service occupations	NOC Skill Level B	333	20.8	20
5.	75	Transport and heavy equipment operation and related maintenance occupations	NOC Skill Level C	325	19.2	20
6.	44	Care providers and educational, legal and public protection support occupations	NOC Skill Level C	312	22.1	22
7.	74	Other installers, repairers and servicers and material handlers	NOC Skill Level C	283	18.7	21
8.	72	Industrial, electrical and construction trades	NOC Skill Level B	278	18.7	15
9.	12	Administrative and financial supervisors and administrative occupations	NOC Skill Level B	221	20.1	22
10.	06	Middle management occupations in retail and wholesale trade and customer services	NOC Skill Level A	196	20.0	22

1 - 46 / 46 < >

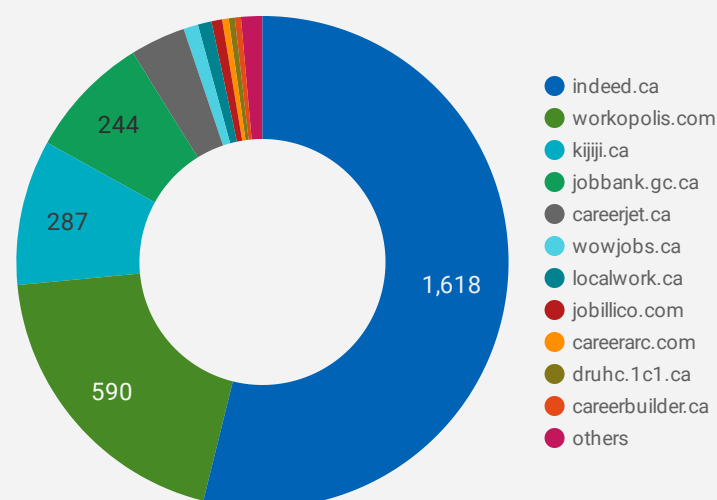
JOB POSTINGS BY JOB BOARD

What share of unique job postings appear on each job board?



COMPANIES BY JOB BOARD

What share of unique job postings appear on each job board?



JOB POSTING DETAILS BY JOB BOARD

How does job posting activity differ by job board?

	JOB BOARD	POSTING COUNT ▾	AVG POSTING LENGTH IN DAYS	MEDIAN POSTING LENGTH IN DAYS	COMPANIES
1.	indeed.ca	3,035	21.9	22	1,618
2.	workopolis.com	874	16.7	15	590
3.	careerjet.ca	700	14.7	10	109
4.	kijiji.ca	684	14.9	15	287
5.	jobbank.gc.ca	421	24.2	16	244
6.	careerarc.com	97	17.8	16	13
7.	jobillico.com	95	19.5	15	21
8.	employmenthelp.ca	52	64.6	89.5	7
9.	network.applytoeducation.com	47	9.5	7	6
10.	localwork.ca	38	28.2	31	27
11.	wowjobs.ca	36	16.0	16	29
12.	agilec.ca	33	17.4	19	6
13.	durhamrecruiting.ca	30	16.0	6	1
14.	randstad.ca	29	32.6	35.5	1
15.	druhc.1c1.ca	27	16.0	16	12
16.	careerbuilder.ca	24	23.2	28	12
17.	clarington.net	12	15.6	15	1
18.	pickering.ca	9	12.6	8	1