

JOB DEMAND REPORT

JANUARY 2021

Job posting data collected by Durham Workforce Authority from job boards and employer websites who recruit candidates in Durham Region.

HIGHLIGHTS

JOB POSTINGS BY THE NUMBERS

TOTAL ACTIVE	NEW THIS MONTH	COMPANIES	JOB BOARDS
3,777	2,418	1,665	27

OF DAYS POSTED

AVERAGE	MEDIAN
23	15

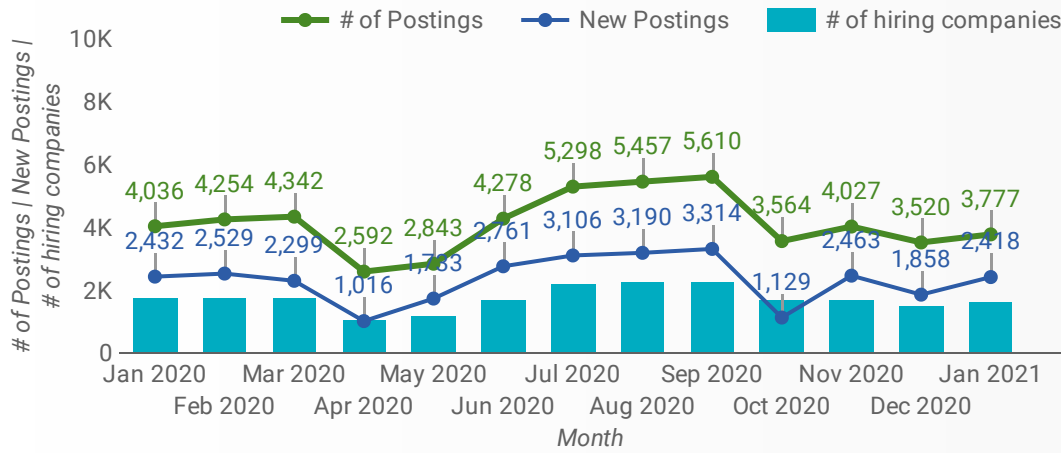
REPORT BUILDER

The default filter selection below will show all job demand data for the month. You can use the filters to create a customized report for the purpose of understanding a subset of the data.

MUNICIPALITY ▾	JOB TYPE ▾	JOB DURATION ▾
JOB BOARD ▾	ADDITIONAL LANGUA... ▾	QUICK FIND ▾
SKILL LEVEL ▾		
SKILL TYPE NAME / 1-DIGIT NATIONAL OCCUPATIONAL CLASSIFICATION CODE ▾		
MAJOR GROUP / 2-DIGIT NATIONAL OCCUPATIONAL CLASSIFICATION CODE ▾		
MINOR GROUP / 3-DIGIT NATIONAL OCCUPATIONAL CLASSIFICATION CODE ▾		
UNIT GROUP / 4-DIGIT NATIONAL OCCUPATIONAL CLASSIFICATION CODE ▾		
COMPANY OR EMPLOYMENT AGENCY ▾		

JOB POSTINGS BY MONTH

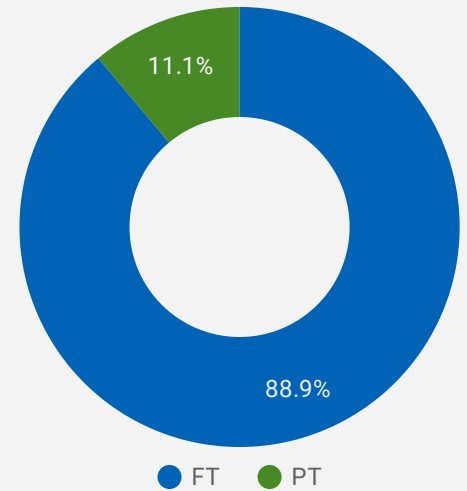
How many job postings were active for at least 1 day this month?



NOTE: This graph cannot be filtered using the controls on the cover page

JOB TYPE

Full-time vs Part-time



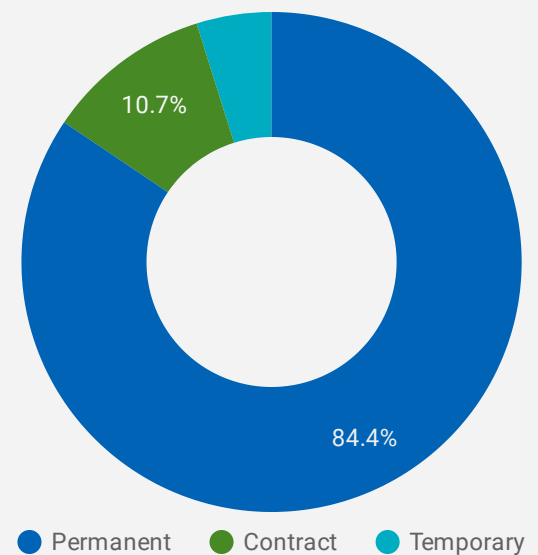
JOB POSTINGS BY MUNICIPALITY

Where are job opportunities being offered?

	MUNICIPALITY	POSTING COUNT	AVG POSTING LENGTH IN DAYS	MEDIAN POSTING LENGTH IN DAYS
1.	City of Oshawa	929	23.8	15
2.	City of Whitby	852	21.8	15
3.	City of Pickering	574	24.6	15
4.	City of Ajax	485	21.6	15
5.	Municipality of Clarington	301	21.6	15
6.	Municipality of Uxbridge	234	24.2	15
7.	Municipality of Scugog	183	21.9	15
8.	Municipality of Brock	66	22.4	15

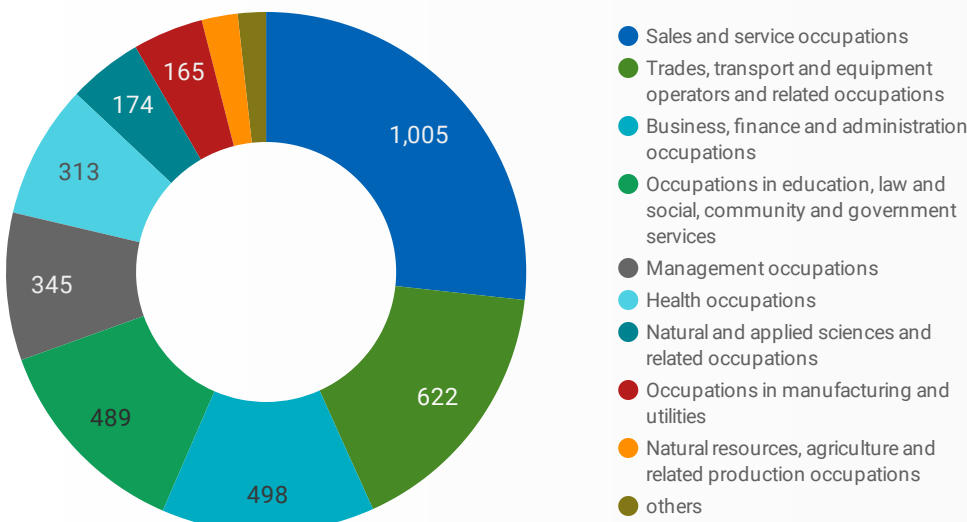
JOB DURATION

Permanency of jobs posted



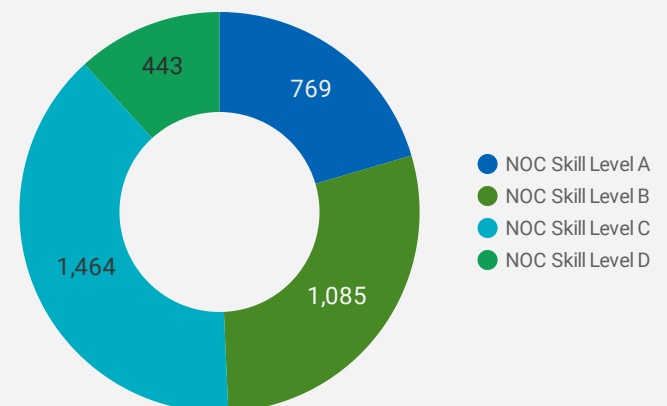
JOB POSTINGS BY SKILL TYPE

What skill type is being recruited?



JOB POSTINGS BY SKILL LEVEL

What education do occupations typically require?



Skill Level A = Usually University education | Skill Level B = Usually College education or Apprenticeship training | Skill Level C = Usually Secondary education or occupation-specific training | Skill Level D = Usually on-the-job training

TOP OCCUPATIONS

What kind of jobs are in-demand?

	4 DIGIT NOC NAME	POSTINGS ▾
1.	Home support workers, housekeepers and related occupations	183
2.	Retail salespersons	162
3.	Other customer and information services representatives	118
4.	Material handlers	105
5.	Transport truck drivers	87
6.	Home child care providers	84
7.	Administrative assistants	81
8.	Retail and wholesale trade managers	77
9.	Food counter attendants, kitchen helpers and related support occupations	75
10.	Other labourers in processing, manufacturing and utilities	72
11.	Delivery and courier service drivers	71
12.	Cooks	67
13.	Receptionists	64
14.	Light duty cleaners	63
15.	Sales and account representatives - wholesale trade (non-technical)	61
16.	Security guards and related security service occupations	49
17.	Cashiers	46
18.	Residential and commercial installers and servicers	41
19.	Facility operation and maintenance managers	41
20.	Human resources professionals	39
21.	General practitioners and family physicians	37
22.	Dental assistants	37
23.	Carpenters	35
24.	Other assisting occupations in support of health services	35
25.	Store shelf stockers, clerks and order fillers	34
26.	Janitors, caretakers and building superintendents	33
27.	Social and community service workers	31
28.	General office support workers	30
29.	Retail sales supervisors	30
30.	Early childhood educators and assistants	29

TOP EMPLOYERS/AGENCIES

Who is hiring?

	COMPANY	POSTINGS ▾
1.	Kijiji Jobs	179
2.	CareerJet	123
3.	Thermo Fisher Scientific	62
4.	Durham Recruiting	41
5.	Durham Region	36
6.	Ontario Shores Centre for Mental Health Services	36
7.	Lowe's	30
8.	Sobeys	25
9.	Durham College	24
10.	Durham District School Board	24
11.	Lakeridge Health	23
12.	Concentrix	21
13.	Recipe Unlimited Corporation	21
14.	LifeLabs	19
15.	Walmart Canada	19
16.	Nordik Spa-Nature	19
17.	Shoppers Drug Mart	18
18.	CBI Health Group	17
19.	Volkswagen Group Canada	15
20.	Home Depot of Canada Inc.	15
21.	Compass Group Canada	15
22.	Purolator	15
23.	GLS Canada	15
24.	Merchandising Consultants Associates	14
25.	Tim Hortons QSR Group Inc.	13
26.	Weins Canada	13
27.	Optima Communications International Inc. - Whitby	13
28.	CarePartners	13

OCCUPATIONS BY FREQUENCY & LENGTH OF JOB POSTINGS

What jobs are hard to fill and/or in-demand?

	4 DIGIT NOC	4 DIGIT NOC NAME	SKILL LEVEL	POSTING COUNT ▾	AVG POSTING LENGTH IN DAYS	MEDIAN POSTING LENGTH IN DAYS
1.	4412	Home support workers, housekeepers and related occupations	NOC Skill Level C	183	30.7	15
2.	6421	Retail salespersons	NOC Skill Level C	162	22.9	15
3.	6552	Other customer and information services representatives	NOC Skill Level C	118	15.4	15
4.	7452	Material handlers	NOC Skill Level C	105	22.7	15
5.	7511	Transport truck drivers	NOC Skill Level C	87	22.0	15
6.	4411	Home child care providers	NOC Skill Level C	84	39.4	15
7.	1241	Administrative assistants	NOC Skill Level B	81	19.4	15
8.	621	Retail and wholesale trade managers	NOC Skill Level A	77	20.3	15
9.	6711	Food counter attendants, kitchen helpers and related support occupations	NOC Skill Level D	75	24.3	15
10.	9619	Other labourers in processing, manufacturing and utilities	NOC Skill Level D	72	17.5	15
11.	7514	Delivery and courier service drivers	NOC Skill Level C	71	17.9	15
12.	6322	Cooks	NOC Skill Level B	67	20.3	15
13.	1414	Receptionists	NOC Skill Level C	64	22.7	15
14.	6731	Light duty cleaners	NOC Skill Level D	63	19.9	15
15.	6411	Sales and account representatives - wholesale trade (non-technical)	NOC Skill Level C	61	26.0	15
16.	6541	Security guards and related security service occupations	NOC Skill Level C	49	14.8	15
17.	6611	Cashiers	NOC Skill Level D	46	20.4	15
18.	7441	Residential and commercial installers and servicers	NOC Skill Level C	41	29.0	15
19.	714	Facility operation and maintenance managers	NOC Skill Level A	41	15.7	15
20.	1121	Human resources professionals	NOC Skill Level A	39	18.6	19.5
21.	3112	General practitioners and family physicians	NOC Skill Level A	37	16.1	15
22.	3411	Dental assistants	NOC Skill Level C	37	18.8	15
23.	7271	Carpenters	NOC Skill Level B	35	19.9	15
24.	3414	Other assisting occupations in support of health services	NOC Skill Level C	35	21.2	15
25.	6622	Store shelf stockers, clerks and order fillers	NOC Skill Level D	34	17.2	15
26.	6733	Janitors, caretakers and building superintendents	NOC Skill Level D	33	19.0	15
27.	4212	Social and community service workers	NOC Skill Level B	31	33.9	15
28.	1411	General office support workers	NOC Skill Level C	30	19.7	15
29.	6211	Retail sales supervisors	NOC Skill Level B	30	37.6	15

JOB POSTINGS BY 3-DIGIT NATIONAL OCCUPATION CLASSIFICATION

What jobs are hard to fill and/or in-demand?

	3 DIGIT NOC	3 DIGIT NOC NAME	SKILL LEVEL	POSTING COUNT ▾	AVG POSTING LENGTH IN DAYS	MEDIAN POSTING LENGTH IN DAYS
1.	441	Home care providers and educational support occupations	NOC Skill Level C	282	31.8	15
2.	751	Motor vehicle and transit drivers	NOC Skill Level C	182	19.7	15
3.	642	Retail salespersons	NOC Skill Level C	162	22.9	15
4.	655	Customer and information services representatives	NOC Skill Level C	121	15.4	15
5.	673	Cleaners	NOC Skill Level D	106	19.6	15
6.	745	Longshore workers and material handlers	NOC Skill Level C	105	22.7	15
7.	141	General office workers	NOC Skill Level C	95	21.6	15
8.	341	Assisting occupations in support of health services	NOC Skill Level C	93	38.2	15
9.	124	Office administrative assistants - general, legal and medical	NOC Skill Level B	91	19.5	15
10.	961	Labourers in processing, manufacturing and utilities	NOC Skill Level D	89	22.6	15
11.	421	Paraprofessional occupations in legal, social, community and education services	NOC Skill Level B	87	25.4	15

1 - 50 / 127 < >

JOB POSTINGS BY 2-DIGIT NATIONAL OCCUPATION CLASSIFICATION

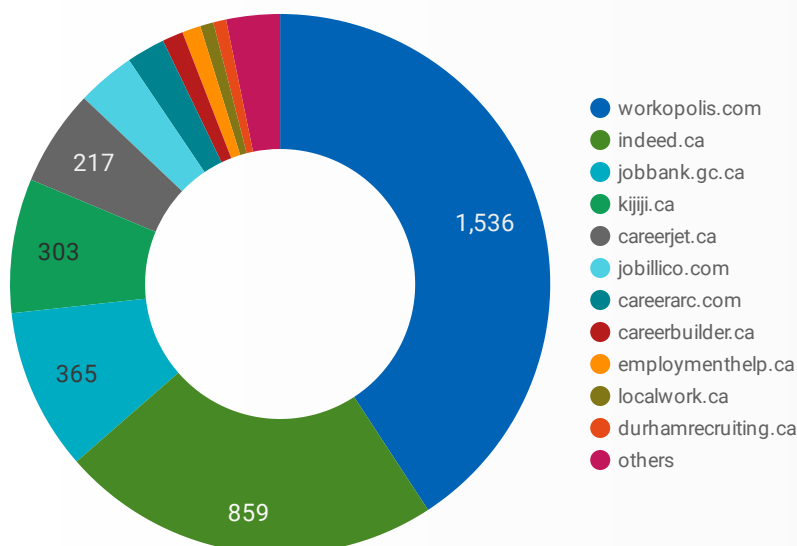
What jobs are hard to fill and/or in-demand?

	2 DIGIT NOC	2 DIGIT NOC NAME	SKILL LEVEL	POSTING COUNT ▾	AVG POSTING LENGTH IN DAYS	MEDIAN POSTING LENGTH IN DAYS
1.	44	Care providers and educational, legal and public protection support occupations	NOC Skill Level C	286	31.8	15
2.	64	Sales representatives and salespersons - wholesale and retail trade	NOC Skill Level C	223	23.9	15
3.	65	Service representatives and other customer and personal services occupations	NOC Skill Level C	217	15.8	15
4.	75	Transport and heavy equipment operation and related maintenance occupations	NOC Skill Level C	203	19.2	15
5.	67	Service support and other service occupations, n.e.c.	NOC Skill Level D	185	21.8	15
6.	12	Administrative and financial supervisors and administrative occupations	NOC Skill Level B	159	19.6	15
7.	74	Other installers, repairers and servicers and material handlers	NOC Skill Level C	157	23.5	15
8.	72	Industrial, electrical and construction trades	NOC Skill Level B	155	23.9	15
9.	63	Service supervisors and specialized service occupations	NOC Skill Level B	152	26.9	15
10.	14	Office support occupations	NOC Skill Level C	136	19.6	15
11.	62	Retail sales supervisors and specialized sales occupations	NOC Skill Level B	128	21.2	15

1 - 46 / 46 < >

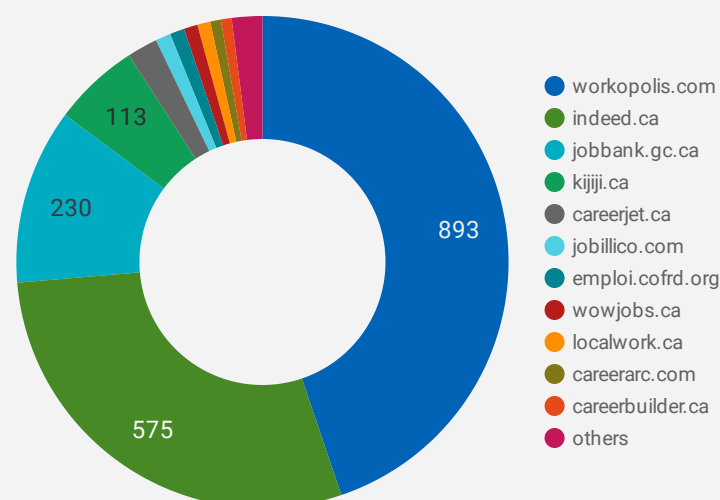
JOB POSTINGS BY JOB BOARD

What share of unique job postings appear on each job board?



COMPANIES BY JOB BOARD

What share of unique job postings appear on each job board?



JOB POSTING DETAILS BY JOB BOARD

How does job posting activity differ by job board?

	JOB BOARD	POSTING COUNT ▾	AVG POSTING LENGTH IN DAYS	MEDIAN POSTING LENGTH IN DAYS	COMPANIES
1.	workopolis.com	1,536	15.5	15	893
2.	indeed.ca	859	51.8	28	575
3.	jobbank.gc.ca	365	37.1	29	230
4.	kijiji.ca	303	14.9	15	113
5.	careerjet.ca	217	4.2	3	40
6.	jobillico.com	131	18.7	20	20
7.	careerarc.com	87	24.5	29	14
8.	careerbuilder.ca	47	9.3	8	14
9.	employmenthelp.ca	42	71.6	70	7
10.	localwork.ca	30	23.2	30	17
11.	durhamrecruiting.ca	29	19.2	10.5	1
12.	wowjobs.ca	27	16.7	16	18
13.	emploi.cofrd.org	22	50.0	50	19
14.	druhc.1c1.ca	19	16.0	16	12
15.	agilec.ca	9	32.0	11	2
16.	randstad.ca	9			1
17.	clarington.net	6	18.0	18	1
18.	scugog.ca	6			1