

JOB DEMAND REPORT

DECEMBER 2020

Job posting data collected by Durham Workforce Authority from job boards and employer websites who recruit candidates in Durham Region.

HIGHLIGHTS

JOB POSTINGS BY THE NUMBERS

TOTAL ACTIVE	NEW THIS MONTH	COMPANIES	JOB BOARDS
3,520	1,858	1,541	23

OF DAYS POSTED

AVERAGE	MEDIAN
26	16

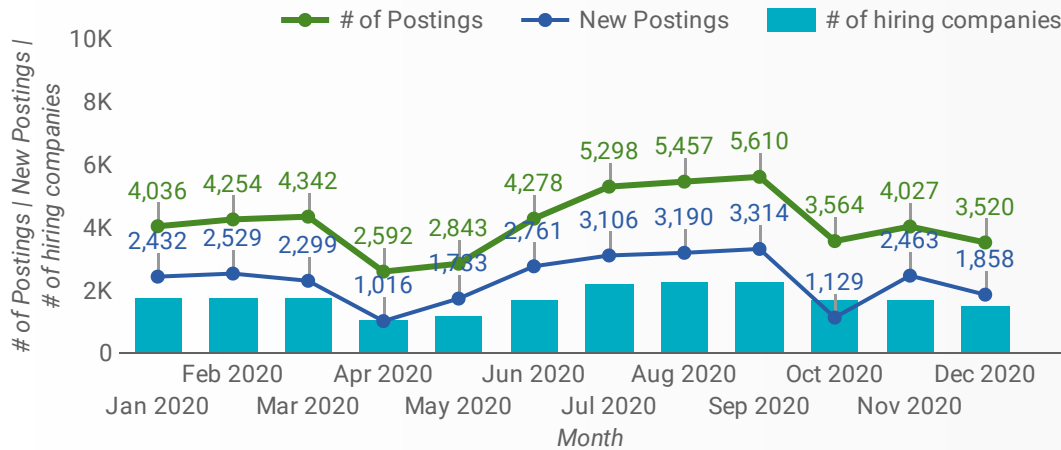
REPORT BUILDER

The default filter selection below will show all job demand data for the month. You can use the filters to create a customized report for the purpose of understanding a subset of the data.

MUNICIPALITY	JOB TYPE	JOB DURATION
JOB BOARD	ADDITIONAL LANGUA...	QUICK FIND
SKILL LEVEL		
SKILL TYPE NAME / 1-DIGIT NATIONAL OCCUPATIONAL CLASSIFICATION CODE		
MAJOR GROUP / 2-DIGIT NATIONAL OCCUPATIONAL CLASSIFICATION CODE		
MINOR GROUP / 3-DIGIT NATIONAL OCCUPATIONAL CLASSIFICATION CODE		
UNIT GROUP / 4-DIGIT NATIONAL OCCUPATIONAL CLASSIFICATION CODE		
COMPANY OR EMPLOYMENT AGENCY		

JOB POSTINGS BY MONTH

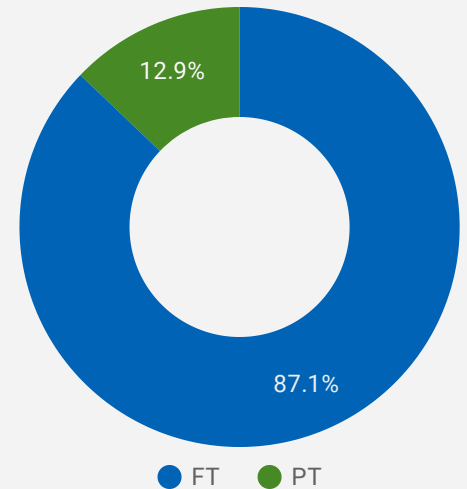
How many job postings were active for at least 1 day this month?



NOTE: This graph cannot be filtered using the controls on the cover page

JOB TYPE

Full-time vs Part-time



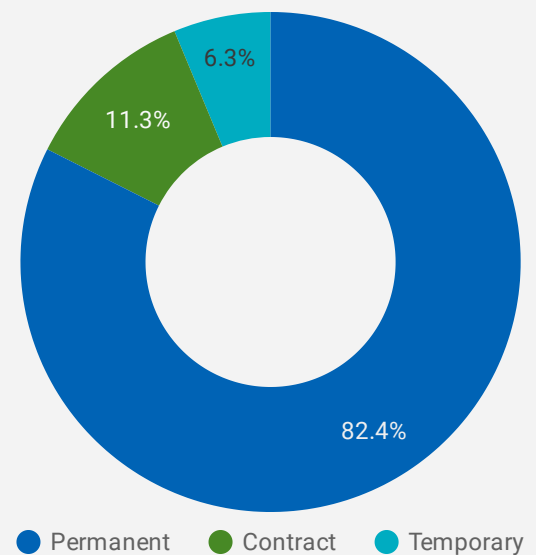
JOB POSTINGS BY MUNICIPALITY

Where are job opportunities being offered?

	MUNICIPALITY	POSTING COUNT	AVG POSTING LENGTH IN DAYS	MEDIAN POSTING LENGTH IN DAYS
1.	City of Oshawa	961	27	16
2.	City of Whitby	766	24	16
3.	City of Pickering	541	25	16
4.	City of Ajax	473	26	16
5.	Municipality of Clarington	289	27	16
6.	Municipality of Uxbridge	170	29	16.5
7.	Municipality of Scugog	141	33	22.5
8.	Municipality of Brock	60	26	16

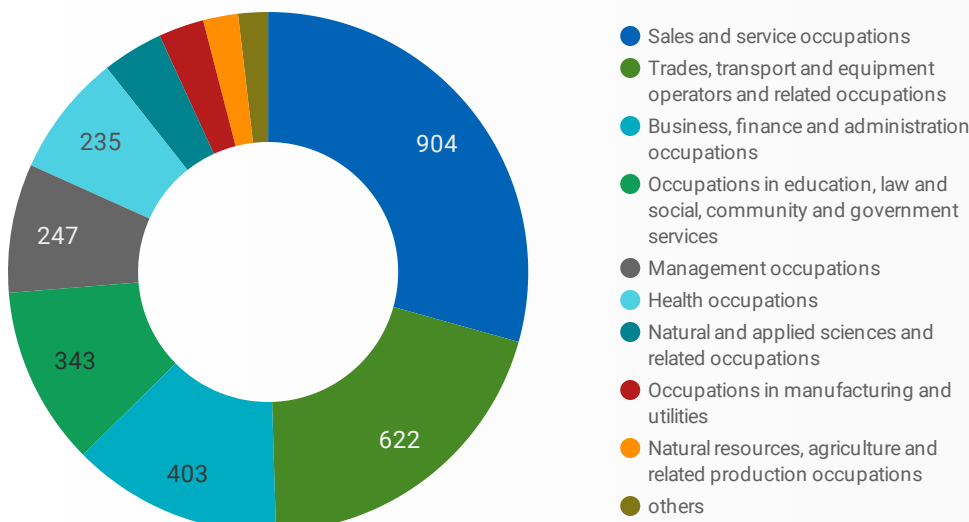
JOB DURATION

Permanency of jobs posted



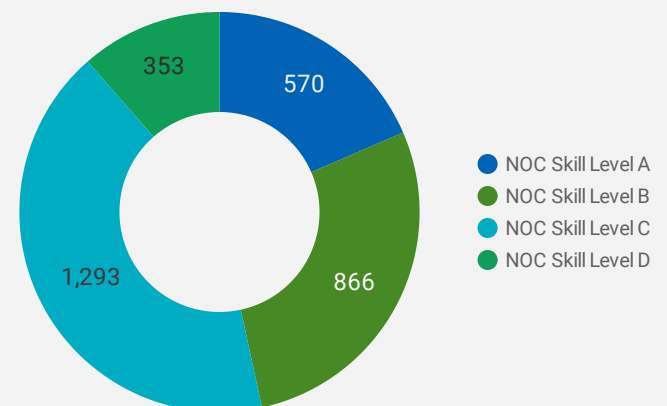
JOB POSTINGS BY SKILL TYPE

What skill type is being recruited?



JOB POSTINGS BY SKILL LEVEL

What education do occupations typically require?



Skill Level A = Usually University education | Skill Level B = Usually College education or Apprenticeship training | Skill Level C = Usually Secondary education or occupation-specific training | Skill Level D = Usually on-the-job training

TOP OCCUPATIONS

What kind of jobs are in-demand?

	4 DIGIT NOC NAME	POSTINGS ▾
1.	Retail salespersons	165
2.	Home support workers, housekeepers and related occupations	141
3.	Material handlers	139
4.	Other customer and information services representatives	102
5.	Delivery and courier service drivers	88
6.	Retail and wholesale trade managers	74
7.	Transport truck drivers	72
8.	Food counter attendants, kitchen helpers and related support occupations	65
9.	Cooks	60
10.	Administrative assistants	53
11.	Receptionists	53
12.	Security guards and related security service occupations	51
13.	Light duty cleaners	48
14.	Cashiers	47
15.	General practitioners and family physicians	46
16.	Human resources professionals	38
17.	Home child care providers	36
18.	Sales and account representatives - wholesale trade (non-technical)	35
19.	Janitors, caretakers and building superintendents	35
20.	Carpenters	33
21.	Food and beverage servers	33
22.	Store shelf stockers, clerks and order fillers	30
23.	Dental assistants	27
24.	Retail and wholesale buyers	26
25.	Residential and commercial installers and servicers	26
26.	Social and community service workers	26
27.	Contractors and supervisors, landscaping, grounds maintenance and horticulture services	25
28.	Nurse aides, orderlies and patient service associates	24
29.	Retail sales supervisors	24
30.	Other occupations in manufacturing, manufacturing and utilities	24

TOP EMPLOYERS/AGENCIES

Who is hiring?

	COMPANY	POSTINGS ▾
1.	Kijiji Jobs	230
2.	Thermo Fisher Scientific	62
3.	Amazon	55
4.	Durham Recruiting	39
5.	Durham Region	33
6.	We Check	27
7.	Recipe Unlimited Corporation	26
8.	Walmart Canada	25
9.	Concentrix	22
10.	Employer	22
11.	Lakeridge Health	22
12.	University of Ontario Institute of Technology	22
13.	Ontario Shores Centre for Mental Health Services	21
14.	Durham College	21
15.	Nordik Spa-Nature	19
16.	Purolator	18
17.	Home Depot of Canada Inc.	18
18.	Lowe's	18
19.	Durham District School Board	17
20.	Loblaws Companies Limited	17
21.	GLS Canada	16
22.	CBI Health Group	16
23.	The Estée Lauder Companies	15
24.	Aerotek	14
25.	Compass Group Canada	13
26.	Randstad	13
27.	CarePartners	13
28.	City of Oshawa	13

OCCUPATIONS BY FREQUENCY & LENGTH OF JOB POSTINGS

What jobs are hard to fill and/or in-demand?

	4 DIGIT NOC	4 DIGIT NOC NAME	SKILL LEVEL	POSTING COUNT ▾	AVG POSTING LENGTH IN DAYS	MEDIAN POSTING LENGTH IN DAYS
1.	6421	Retail salespersons	NOC Skill Level C	165	29	16
2.	4412	Home support workers, housekeepers and related occupations	NOC Skill Level C	141	38	15
3.	7452	Material handlers	NOC Skill Level C	139	21	16
4.	6552	Other customer and information services representatives	NOC Skill Level C	102	18	15
5.	7514	Delivery and courier service drivers	NOC Skill Level C	88	19	15
6.	621	Retail and wholesale trade managers	NOC Skill Level A	74	28	16
7.	7511	Transport truck drivers	NOC Skill Level C	72	22	15
8.	6711	Food counter attendants, kitchen helpers and related support occupations	NOC Skill Level D	65	42	16
9.	6322	Cooks	NOC Skill Level B	60	43	17
10.	1241	Administrative assistants	NOC Skill Level B	53	21	15
11.	1414	Receptionists	NOC Skill Level C	53	25	15.5
12.	6541	Security guards and related security service occupations	NOC Skill Level C	51	19	15
13.	6731	Light duty cleaners	NOC Skill Level D	48	25	16
14.	6611	Cashiers	NOC Skill Level D	47	23	16
15.	3112	General practitioners and family physicians	NOC Skill Level A	46	22	16
16.	1121	Human resources professionals	NOC Skill Level A	38	18	15
17.	4411	Home child care providers	NOC Skill Level C	36	42	31.5
18.	6411	Sales and account representatives - wholesale trade (non-technical)	NOC Skill Level C	35	43	16
19.	6733	Janitors, caretakers and building superintendents	NOC Skill Level D	35	24	16
20.	7271	Carpenters	NOC Skill Level B	33	21	16
21.	6513	Food and beverage servers	NOC Skill Level C	33	23	15
22.	6622	Store shelf stockers, clerks and order fillers	NOC Skill Level D	30	17	15
23.	3411	Dental assistants	NOC Skill Level C	27	31	17
24.	6222	Retail and wholesale buyers	NOC Skill Level B	26	18	15
25.	7441	Residential and commercial installers and servicers	NOC Skill Level C	26	29	16
26.	4212	Social and community service workers	NOC Skill Level B	26	43	16
27.	8255	Contractors and supervisors, landscaping, grounds maintenance and horticulture services	NOC Skill Level B	25	34	17
28.	3413	Nurse aides, orderlies and patient service associates	NOC Skill Level C	24	83	23
29.	6211	Retail sales supervisors	NOC Skill Level B	24	42	24

JOB POSTINGS BY 3-DIGIT NATIONAL OCCUPATION CLASSIFICATION

What jobs are hard to fill and/or in-demand?

	3 DIGIT NOC	3 DIGIT NOC NAME	SKILL LEVEL	POSTING COUNT ▾	AVG POSTING LENGTH IN DAYS	MEDIAN POSTING LENGTH IN DAYS
1.	441	Home care providers and educational support occupations	NOC Skill Level C	186	37	16
2.	751	Motor vehicle and transit drivers	NOC Skill Level C	177	22	15.5
3.	642	Retail salespersons	NOC Skill Level C	165	29	16
4.	745	Longshore workers and material handlers	NOC Skill Level C	139	21	16
5.	655	Customer and information services representatives	NOC Skill Level C	102	18	15
6.	673	Cleaners	NOC Skill Level D	97	24	16
7.	062	Retail and wholesale trade managers	NOC Skill Level A	74	28	16
8.	141	General office workers	NOC Skill Level C	73	32	16
9.	341	Assisting occupations in support of health services	NOC Skill Level C	72	48	16
10.	632	Chefs and cooks	NOC Skill Level B	69	39	16
11.	421	Paraprofessional occupations in legal, social, community and education services	NOC Skill Level B	66	33	16

1 - 50 / 119 < >

JOB POSTINGS BY 2-DIGIT NATIONAL OCCUPATION CLASSIFICATION

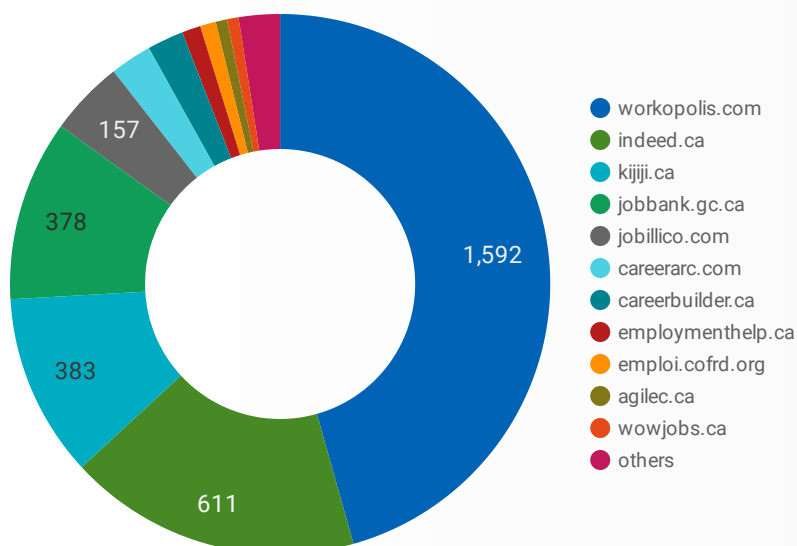
What jobs are hard to fill and/or in-demand?

	2 DIGIT NOC	2 DIGIT NOC NAME	SKILL LEVEL	POSTING COUNT ▾	AVG POSTING LENGTH IN DAYS	MEDIAN POSTING LENGTH IN DAYS
1.	65	Service representatives and other customer and personal services occupations	NOC Skill Level C	223	19	15
2.	64	Sales representatives and salespersons - wholesale and retail trade	NOC Skill Level C	200	31	16
3.	75	Transport and heavy equipment operation and related maintenance occupations	NOC Skill Level C	200	25	16
4.	44	Care providers and educational, legal and public protection support occupations	NOC Skill Level C	188	37	16
5.	74	Other installers, repairers and servicers and material handlers	NOC Skill Level C	174	22	16
6.	67	Service support and other service occupations, n.e.c.	NOC Skill Level D	166	30	16
7.	72	Industrial, electrical and construction trades	NOC Skill Level B	159	24	16
8.	63	Service supervisors and specialized service occupations	NOC Skill Level B	134	45	16.5
9.	12	Administrative and financial supervisors and administrative occupations	NOC Skill Level B	123	19	15
10.	14	Office support occupations	NOC Skill Level C	117	27	16
11.	06	Middle management occupations in retail and wholesale trade and	NOC Skill Level A	102	30	16

1 - 45 / 45 < >

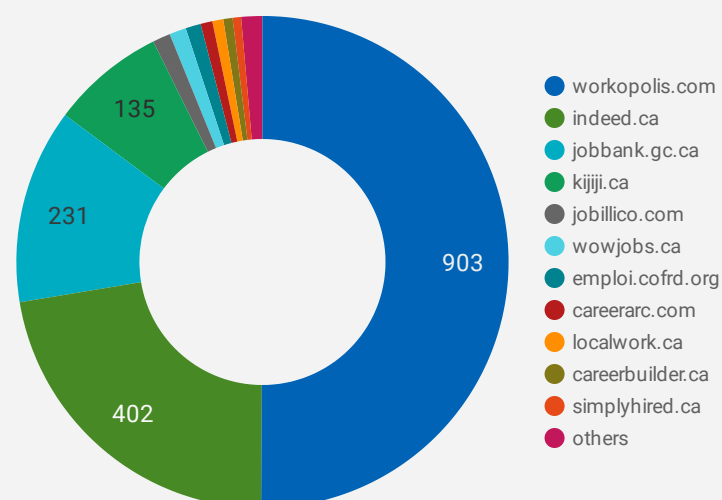
JOB POSTINGS BY JOB BOARD

What share of unique job postings appear on each job board?



COMPANIES BY JOB BOARD

What share of unique job postings appear on each job board?



JOB POSTING DETAILS BY JOB BOARD

How does job posting activity differ by job board?

	JOB BOARD	POSTING COUNT ▾	POSTING DAYS	POSTING DAYS	COMPANY
1.	workopolis.com	1,592	15	15	903
2.	indeed.ca	611	56	34	402
3.	kijiji.ca	383	15	15	135
4.	jobbank.gc.ca	378	29	17	231
5.	jobillico.com	157	18	15	21
6.	careerarc.com	87	24	22.5	14
7.	careerbuilder.ca	76	9	9	11
8.	employmenthelp.ca	39	98	83	8
9.	emploi.cofrd.org	33	42	22	18
10.	agilec.ca	24	30	29	3
11.	wowjobs.ca	24	17	16	20
12.	durhamrecruiting.ca	22	22	17	1
13.	localwork.ca	19	27	31	13
14.	druhc.1c1.ca	13	15	15	7
15.	simplyhired.ca	11	15	15	10
16.	scugog.ca	6	26	25.5	1
17.	oshawacentre.com	5	16	16	1
18.	pickering.ca	3	17	16.5	1