

# JOB DEMAND REPORT

## OCTOBER 2020

Job posting data collected by Durham Workforce Authority from job boards and employer websites who recruit candidates in Durham Region.

### HIGHLIGHTS

#### JOB POSTINGS BY THE NUMBERS

TOTAL ACTIVE	NEW THIS MONTH	COMPANIES	JOB BOARDS
3,564	1,129	1,726	24

#### # OF DAYS POSTED

AVERAGE	MEDIAN
23	16

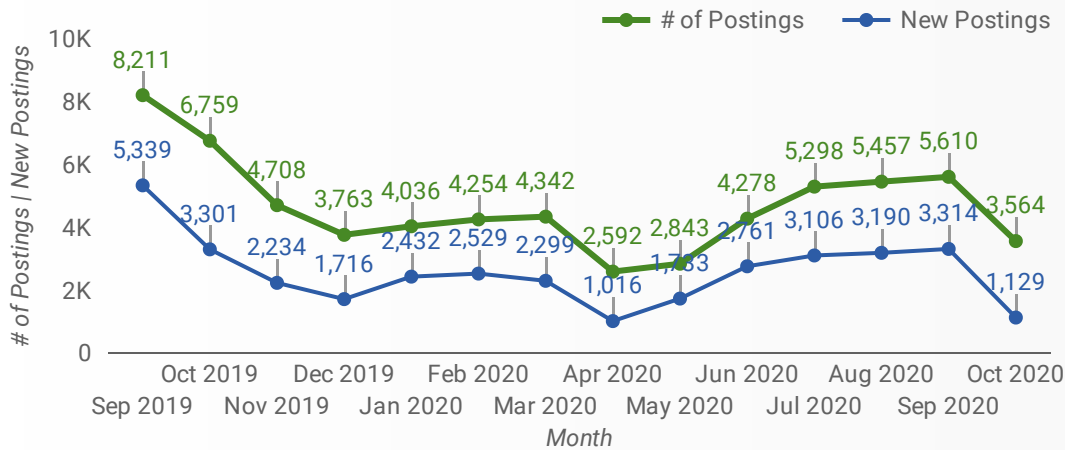
## REPORT BUILDER

The default filter selection below will show all job demand data for the month. You can use the filters to create a customized report for the purpose of understanding a subset of the data.

MUNICIPALITY	JOB TYPE	JOB DURATION
JOB BOARD	ADDITIONAL LANGUA...	QUICK FIND
SKILL LEVEL		
SKILL TYPE NAME / 1-DIGIT NATIONAL OCCUPATIONAL CLASSIFICATION CODE		
MAJOR GROUP / 2-DIGIT NATIONAL OCCUPATIONAL CLASSIFICATION CODE		
MINOR GROUP / 3-DIGIT NATIONAL OCCUPATIONAL CLASSIFICATION CODE		
UNIT GROUP / 4-DIGIT NATIONAL OCCUPATIONAL CLASSIFICATION CODE		
COMPANY OR EMPLOYMENT AGENCY		

## JOB POSTINGS BY MONTH

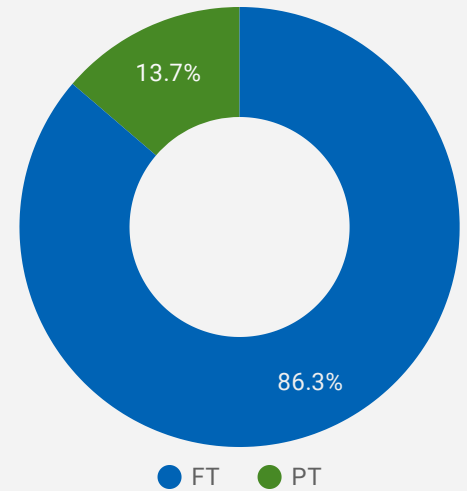
How many job postings were active for at least 1 day this month?



NOTE: This graph cannot be filtered using the controls on the cover page

## JOB TYPE

Full-time vs Part-time



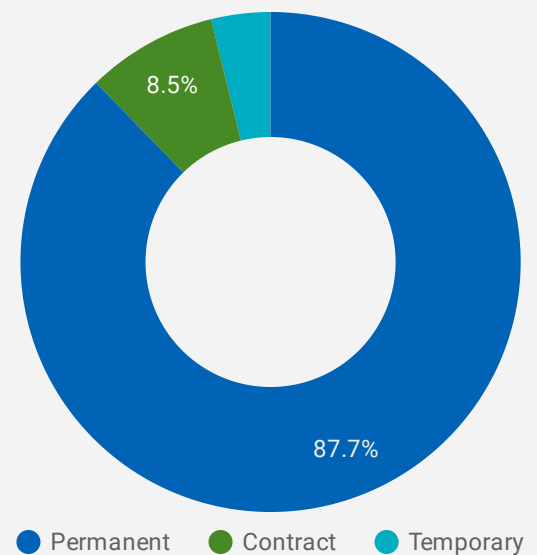
## JOB POSTINGS BY MUNICIPALITY

Where are job opportunities being offered?

	MUNICIPALITY	POSTING COUNT	AVG POSTING LENGTH IN DAYS	MEDIAN POSTING LENGTH IN DAYS
1.	City of Oshawa	969	22	16
2.	City of Whitby	751	21	16
3.	City of Pickering	557	22	16
4.	City of Ajax	510	23	16
5.	Municipality of Clarington	329	24	16
6.	Municipality of Scugog	132	25	16
7.	Municipality of Uxbridge	132	26	16
8.	Municipality of Brock	48	23	17

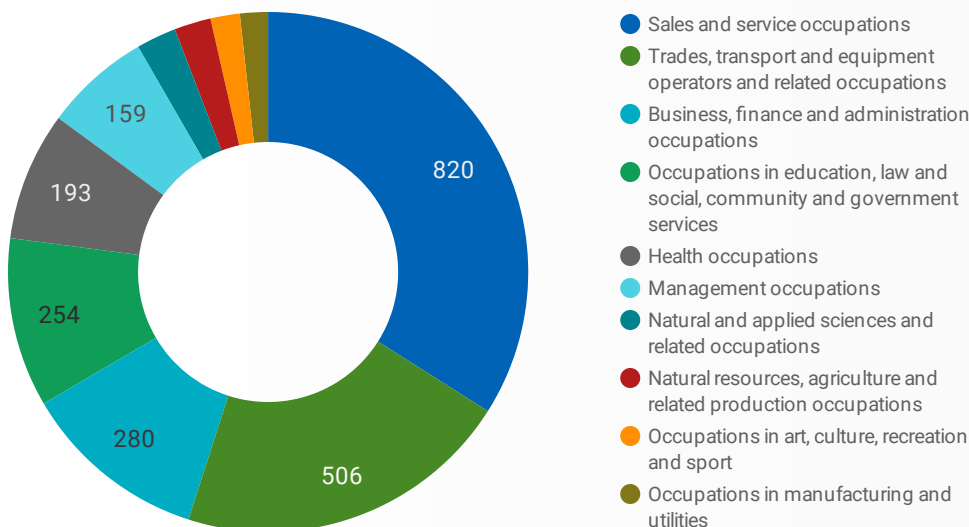
## JOB DURATION

Permanency of jobs posted



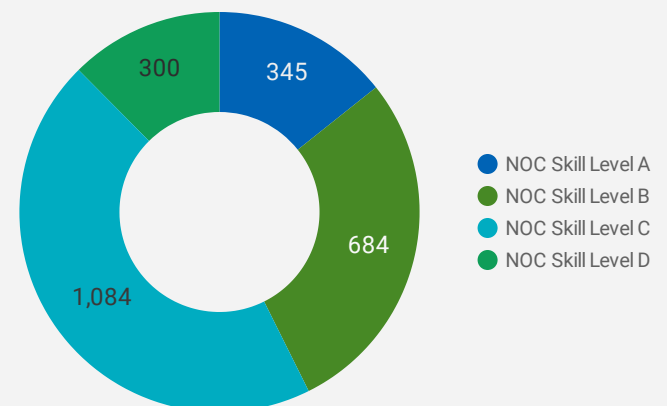
## JOB POSTINGS BY SKILL TYPE

What skill type is being recruited?



## JOB POSTINGS BY SKILL LEVEL

What education do occupations typically require?



Skill Level A = Usually University education | Skill Level B = Usually College education or Apprenticeship training | Skill Level C = Usually Secondary education or occupation-specific training | Skill Level D = Usually on-the-job training

## TOP OCCUPATIONS

What kind of jobs are in-demand?

	4 DIGIT NOC NAME	POSTINGS ▾
1.	Retail salespersons	170
2.	Home support workers, housekeepers and related occupations	120
3.	Material handlers	89
4.	Cooks	89
5.	Transport truck drivers	82
6.	Other customer and information services representatives	80
7.	Light duty cleaners	59
8.	Cashiers	53
9.	Delivery and courier service drivers	52
10.	Home child care providers	48
11.	Retail and wholesale trade managers	47
12.	Food counter attendants, kitchen helpers and related support occupations	43
13.	Administrative assistants	42
14.	Receptionists	40
15.	General practitioners and family physicians	36
16.	Dental assistants	33
17.	Security guards and related security service occupations	33
18.	Food service supervisors	32
19.	Construction trades helpers and labourers	30
20.	Food and beverage servers	30
21.	Janitors, caretakers and building superintendents	28
22.	Dispatchers	26
23.	Retail and wholesale buyers	25
24.	Carpenters	23
25.	Retail sales supervisors	23
26.	Roofers and shinglers	22
27.	Landscaping and grounds maintenance labourers	22
28.	Bus drivers, subway operators and other transit operators	21
29.	Residential and commercial installers and servicers	20
30.	General office support workers	19

## TOP EMPLOYERS/AGENCIES

Who is hiring?

	COMPANY	POSTINGS ▾
1.	Kijiji Jobs	290
2.	Thermo Fisher Scientific	46
3.	Durham Region	39
4.	Durham Recruiting	31
5.	Employer	21
6.	We Check	21
7.	Amazon	20
8.	McDonald's Restaurants	20
9.	The Home Depot	19
10.	Revera Inc.	17
11.	Home Depot of Canada Inc.	17
12.	Randstad	17
13.	Lowe's	16
14.	Walmart Canada	16
15.	First Student Canada	15
16.	TJX Canada	15
17.	GoodLife Fitness	15
18.	Lakeridge Health	14
19.	Durham District School Board	14
20.	Durham Region Unemployed Help Centre	14
21.	Shoppers Drug Mart	13
22.	Compass Group Canada	13
23.	Brimacombe	12
24.	TJX Companies, Inc.	12
25.	Loblaw Companies Limited	12
26.	CarePartners	11
27.	Aecon Group	11
28.	Adecco	11
29.	Purolator	11
30.	NOC Canada	11

## OCCUPATIONS BY FREQUENCY & LENGTH OF JOB POSTINGS

What jobs are hard to fill and/or in-demand?

	4 DIGIT NOC	4 DIGIT NOC NAME	SKILL LEVEL	POSTING COUNT ▾	AVG POSTING LENGTH IN DAYS	MEDIAN POSTING LENGTH IN DAYS
1.	6421	Retail salespersons	NOC Skill Level C	170	20	16
2.	4412	Home support workers, housekeepers and related occupations	NOC Skill Level C	120	25	16
3.	7452	Material handlers	NOC Skill Level C	89	19	16
4.	6322	Cooks	NOC Skill Level B	89	24	16
5.	7511	Transport truck drivers	NOC Skill Level C	82	23	16
6.	6552	Other customer and information services representatives	NOC Skill Level C	80	22	16
7.	6731	Light duty cleaners	NOC Skill Level D	59	18	16
8.	6611	Cashiers	NOC Skill Level D	53	20	16
9.	7514	Delivery and courier service drivers	NOC Skill Level C	52	20	16
10.	4411	Home child care providers	NOC Skill Level C	48	42	32
11.	621	Retail and wholesale trade managers	NOC Skill Level A	47	21	16
12.	6711	Food counter attendants, kitchen helpers and related support occupations	NOC Skill Level D	43	27	16
13.	1241	Administrative assistants	NOC Skill Level B	42	18	16
14.	1414	Receptionists	NOC Skill Level C	40	20	16
15.	3112	General practitioners and family physicians	NOC Skill Level A	36	22	16
16.	3411	Dental assistants	NOC Skill Level C	33	26	18
17.	6541	Security guards and related security service occupations	NOC Skill Level C	33	25	24
18.	6311	Food service supervisors	NOC Skill Level B	32	59	55.5
19.	7611	Construction trades helpers and labourers	NOC Skill Level D	30	23	16
20.	6513	Food and beverage servers	NOC Skill Level C	30	28	25
21.	6733	Janitors, caretakers and building superintendents	NOC Skill Level D	28	17	16
22.	1525	Dispatchers	NOC Skill Level C	26	16	16
23.	6222	Retail and wholesale buyers	NOC Skill Level B	25	17	16
24.	7271	Carpenters	NOC Skill Level B	23	24	16
25.	6211	Retail sales supervisors	NOC Skill Level B	23	28	23
26.	7291	Roofers and shinglers	NOC Skill Level B	22	17	16
27.	8612	Landscaping and grounds maintenance labourers	NOC Skill Level D	22	40	32
28.	7512	Bus drivers, subway operators and other transit operators	NOC Skill Level C	21	83	30
29.	7441	Residential and commercial installers and servicers	NOC Skill Level C	20	21	16
30.	1111	General office support workers	NOC Skill Level C	18	16	16

## JOB POSTINGS BY 3-DIGIT NATIONAL OCCUPATION CLASSIFICATION

What jobs are hard to fill and/or in-demand?

	3 DIGIT NOC	3 DIGIT NOC NAME	SKILL LEVEL	POSTING COUNT ▾	AVG POSTING LENGTH IN DAYS	MEDIAN POSTING LENGTH IN DAYS
1.	642	Retail salespersons	NOC Skill Level C	170	20	16
2.	441	Home care providers and educational support occupations	NOC Skill Level C	169	29	20
3.	751	Motor vehicle and transit drivers	NOC Skill Level C	158	29	16
4.	632	Chefs and cooks	NOC Skill Level B	98	24	16
5.	673	Cleaners	NOC Skill Level D	98	18	16
6.	745	Longshore workers and material handlers	NOC Skill Level C	89	19	16
7.	655	Customer and information services representatives	NOC Skill Level C	83	22	16
8.	341	Assisting occupations in support of health services	NOC Skill Level C	63	23	16
9.	141	General office workers	NOC Skill Level C	61	19	16
10.	152	Supply chain logistics, tracking and scheduling co-ordination occupations	NOC Skill Level C	55	18	16
11.	661	Cashiers	NOC Skill Level D	53	20	16

1 - 50 / 119 < >

## JOB POSTINGS BY 2-DIGIT NATIONAL OCCUPATION CLASSIFICATION

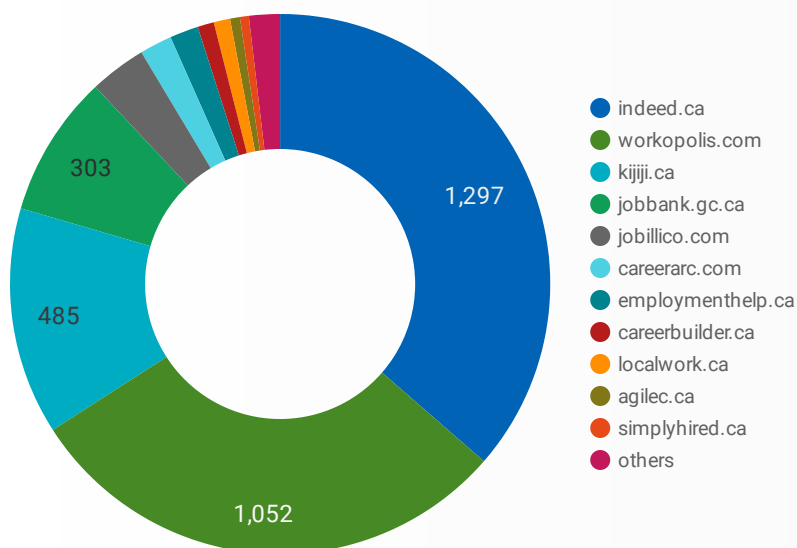
What jobs are hard to fill and/or in-demand?

	2 DIGIT NOC	2 DIGIT NOC NAME	SKILL LEVEL	POSTING COUNT ▾	AVG POSTING LENGTH IN DAYS	MEDIAN POSTING LENGTH IN DAYS
1.	75	Transport and heavy equipment operation and related maintenance occupations	NOC Skill Level C	190	28	16
2.	65	Service representatives and other customer and personal services occupations	NOC Skill Level C	181	24	16
3.	64	Sales representatives and salespersons - wholesale and retail trade	NOC Skill Level C	179	20	16
4.	44	Care providers and educational, legal and public protection support occupations	NOC Skill Level C	171	29	18.5
5.	63	Service supervisors and specialized service occupations	NOC Skill Level B	155	28	16
6.	67	Service support and other service occupations, n.e.c.	NOC Skill Level D	146	20	16
7.	72	Industrial, electrical and construction trades	NOC Skill Level B	134	23	16
8.	74	Other installers, repairers and servicers and material handlers	NOC Skill Level C	110	19	16
9.	14	Office support occupations	NOC Skill Level C	87	19	16
10.	62	Retail sales supervisors and specialized sales occupations	NOC Skill Level B	84	26	16
11.	12	Administrative and financial supervisors and administrative occupations	NOC Skill Level B	77	20	16

1 - 43 / 43 < >

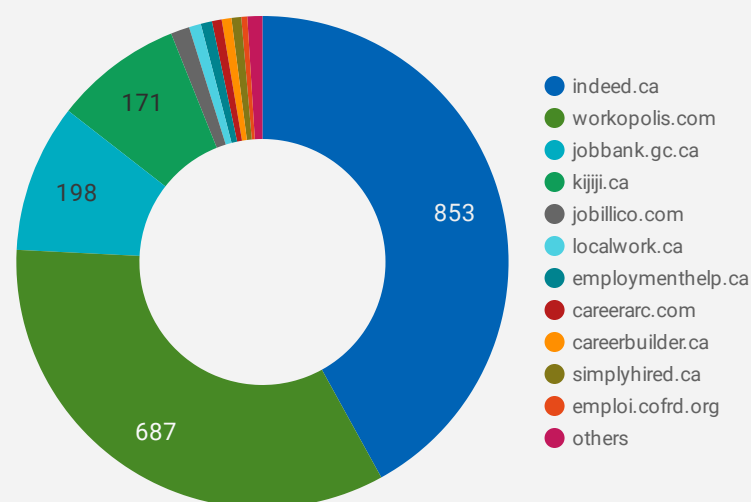
## JOB POSTINGS BY JOB BOARD

What share of unique job postings appear on each job board?



## COMPANIES BY JOB BOARD

What share of unique job postings appear on each job board?



## JOB POSTING DETAILS BY JOB BOARD

How does job posting activity differ by job board?

	JOB BOARD	POSTING COUNT ▾	POSTING DAYS	POSTING DAYS	COMPANY
1.	indeed.ca	1,297	29	24	853
2.	workopolis.com	1,052	16	16	687
3.	kijiji.ca	485	16	16	171
4.	jobbank.gc.ca	303	33	30	198
5.	jobillico.com	121	18	20	25
6.	careerarc.com	69	45	30	13
7.	employmenthelp.ca	61	43	31	15
8.	careerbuilder.ca	35	14	9	13
9.	localwork.ca	35	29	31	16
10.	agilec.ca	21	37	36	1
11.	simplyhired.ca	19	16	16	13
12.	durhamrecruiting.ca	14	14	7	1
13.	druhc.1c1.ca	13	15	15	2
14.	wowjobs.ca	9	11	11	7
15.	emploi.cofrd.org	8	25	16.5	8
16.	scugog.ca	5	28	29	1
17.	oshawacentre.com	5	16	16	1
18.	clarington.net	4	62	47	1