

JOB DEMAND REPORT

SEPTEMBER 2020

Job posting data collected by Durham Workforce Authority from job boards and employer websites who recruit candidates in Durham Region.

HIGHLIGHTS

JOB POSTINGS BY THE NUMBERS

TOTAL ACTIVE	NEW THIS MONTH	COMPANIES	JOB BOARDS
5,610	3,314	2,320	23

OF DAYS POSTED

AVERAGE	MEDIAN
20	16

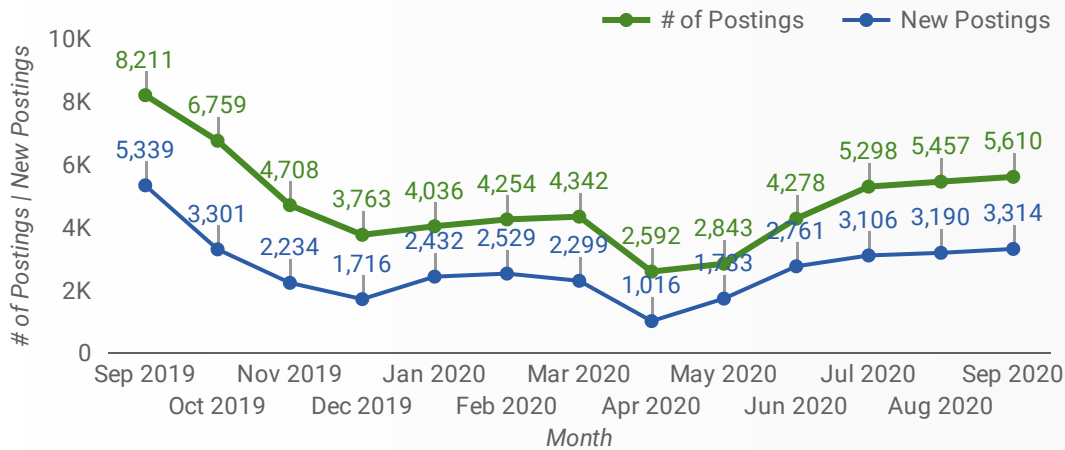
REPORT BUILDER

The default filter selection below will show all job demand data for the month. You can use the filters to create a customized report for the purpose of understanding a subset of the data.

MUNICIPALITY	JOB TYPE	JOB DURATION
JOB BOARD	ADDITIONAL LANGUA...	QUICK FIND
SKILL LEVEL		
SKILL TYPE NAME / 1-DIGIT NATIONAL OCCUPATIONAL CLASSIFICATION CODE		
MAJOR GROUP / 2-DIGIT NATIONAL OCCUPATIONAL CLASSIFICATION CODE		
MINOR GROUP / 3-DIGIT NATIONAL OCCUPATIONAL CLASSIFICATION CODE		
UNIT GROUP / 4-DIGIT NATIONAL OCCUPATIONAL CLASSIFICATION CODE		
COMPANY OR EMPLOYMENT AGENCY		

JOB POSTINGS BY MONTH

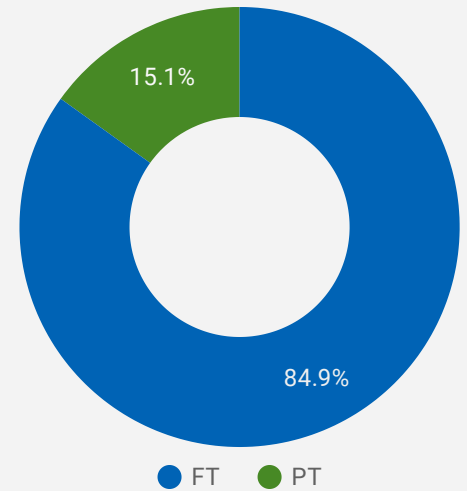
How many job postings were active for at least 1 day this month?



NOTE: This graph cannot be filtered using the controls on the cover page

JOB TYPE

Full-time vs Part-time



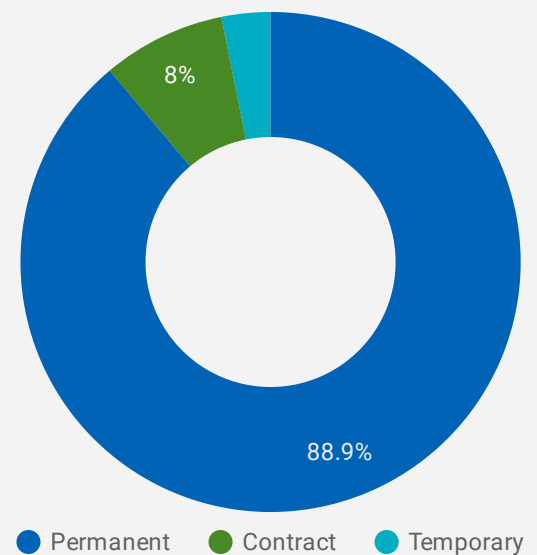
JOB POSTINGS BY MUNICIPALITY

Where are job opportunities being offered?

	MUNICIPALITY	POSTING COUNT	AVG POSTING LENGTH IN DAYS	MEDIAN POSTING LENGTH IN DAYS
1.	City of Oshawa	1,471	18	16
2.	City of Whitby	1,172	22	16
3.	City of Pickering	895	18	16
4.	City of Ajax	816	19	16
5.	Municipality of Clarington	520	22	16
6.	Municipality of Uxbridge	248	24	16
7.	Municipality of Scugog	195	20	16
8.	Municipality of Brock	86	24	16

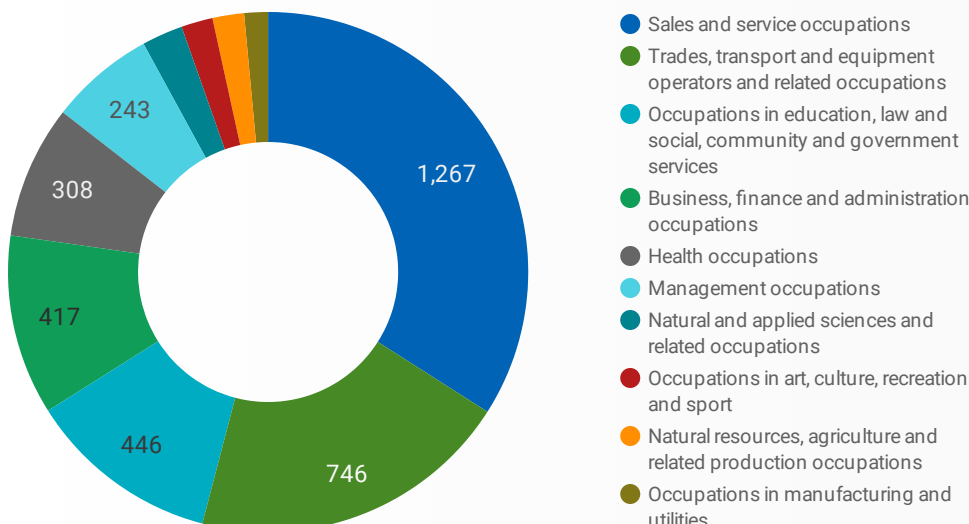
JOB DURATION

Permanency of jobs posted



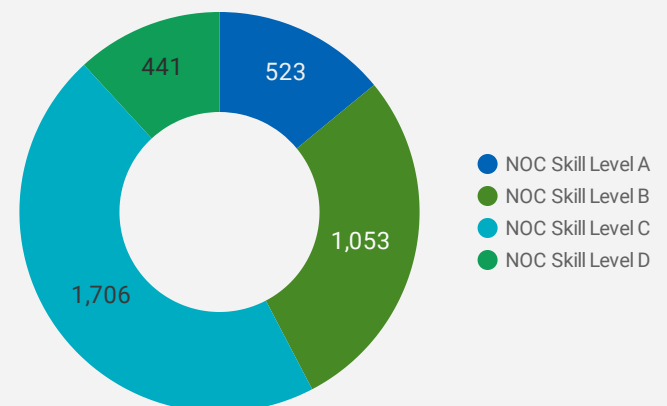
JOB POSTINGS BY SKILL TYPE

What skill type is being recruited?



JOB POSTINGS BY SKILL LEVEL

What education do occupations typically require?



Skill Level A = Usually University education | Skill Level B = Usually College education or Apprenticeship training | Skill Level C = Usually Secondary education or occupation-specific training | Skill Level D = Usually on-the-job training

TOP OCCUPATIONS

What kind of jobs are in-demand?

	4 DIGIT NOC NAME	POSTINGS ▾
1.	Retail salespersons	236
2.	Home support workers, housekeepers and related occupations	223
3.	Cooks	160
4.	Other customer and information services representatives	130
5.	Material handlers	130
6.	Transport truck drivers	116
7.	Delivery and courier service drivers	110
8.	Light duty cleaners	93
9.	Home child care providers	87
10.	Retail and wholesale trade managers	87
11.	Receptionists	82
12.	Cashiers	74
13.	Food counter attendants, kitchen helpers and related support occupations	72
14.	Food and beverage servers	69
15.	General practitioners and family physicians	65
16.	Administrative assistants	64
17.	Dental assistants	62
18.	Security guards and related security service occupations	49
19.	Janitors, caretakers and building superintendents	48
20.	Retail and wholesale buyers	43
21.	Food service supervisors	42
22.	Landscaping and grounds maintenance labourers	35
23.	Other instructors	34
24.	Other medical technologists and technicians (except dental health)	33
25.	Construction trades helpers and labourers	33
26.	General office support workers	32
27.	Residential and commercial installers and servicers	31
28.	Facility operation and maintenance managers	28
29.	Carpenters	28
30.	Dispatchers	28

TOP EMPLOYERS/AGENCIES

Who is hiring?

	COMPANY	POSTINGS ▾
1.	Kijiji	471
2.	Thermo Fisher Scientific	52
3.	Durham Recruiting	50
4.	Durham Region	44
5.	Loblaw Companies Limited	39
6.	Employer	33
7.	Amazon	31
8.	Walmart Canada	29
9.	Farm Boy	27
10.	Lowe's	27
11.	TJX Canada	23
12.	Compass Group Canada	23
13.	McDonald's Restaurants	23
14.	The Home Depot	23
15.	Durham District School Board	22
16.	Recipe Unlimited Corporation	22
17.	Randstad	21
18.	First Student Canada	20
19.	Intact	19
20.	Adecco	19
21.	Lakeridge Health	19
22.	Bayshore HealthCare	19
23.	We Check	18
24.	Concentrix Oshawa	18
25.	JYSK Canada	18
26.	Home Depot of Canada Inc.	18
27.	Tim Hortons	17
28.	Revera Inc.	16
29.	CarePartners	16
30.	Obituary Postings	16

OCCUPATIONS BY FREQUENCY & LENGTH OF JOB POSTINGS

What jobs are hard to fill and/or in-demand?

	4 DIGIT NOC	4 DIGIT NOC NAME	SKILL LEVEL	POSTING COUNT ▾	AVG POSTING LENGTH IN DAYS	MEDIAN POSTING LENGTH IN DAYS
1.	6421	Retail salespersons	NOC Skill Level C	236	18	16
2.	4412	Home support workers, housekeepers and related occupations	NOC Skill Level C	223	23	16
3.	6322	Cooks	NOC Skill Level B	160	22	16
4.	6552	Other customer and information services representatives	NOC Skill Level C	130	15	16
5.	7452	Material handlers	NOC Skill Level C	130	14	15
6.	7511	Transport truck drivers	NOC Skill Level C	116	23	16
7.	7514	Delivery and courier service drivers	NOC Skill Level C	110	16	16
8.	6731	Light duty cleaners	NOC Skill Level D	93	15	16
9.	4411	Home child care providers	NOC Skill Level C	87	24	16
10.	621	Retail and wholesale trade managers	NOC Skill Level A	87	19	16
11.	1414	Receptionists	NOC Skill Level C	82	20	16
12.	6611	Cashiers	NOC Skill Level D	74	14	16
13.	6711	Food counter attendants, kitchen helpers and related support occupations	NOC Skill Level D	72	17	16
14.	6513	Food and beverage servers	NOC Skill Level C	69	22	16
15.	3112	General practitioners and family physicians	NOC Skill Level A	65	21	16
16.	1241	Administrative assistants	NOC Skill Level B	64	18	16
17.	3411	Dental assistants	NOC Skill Level C	62	22	16
18.	6541	Security guards and related security service occupations	NOC Skill Level C	49	18	16
19.	6733	Janitors, caretakers and building superintendents	NOC Skill Level D	48	16	16
20.	6222	Retail and wholesale buyers	NOC Skill Level B	43	25	16
21.	6311	Food service supervisors	NOC Skill Level B	42	39	32
22.	8612	Landscaping and grounds maintenance labourers	NOC Skill Level D	35	26	16
23.	4216	Other instructors	NOC Skill Level B	34	19	16
24.	3219	Other medical technologists and technicians (except dental health)	NOC Skill Level B	33	17	16
25.	7611	Construction trades helpers and labourers	NOC Skill Level D	33	17	16
26.	1411	General office support workers	NOC Skill Level C	32	16	16
27.	7441	Residential and commercial installers and servicers	NOC Skill Level C	31	17	16
28.	714	Facility operation and maintenance managers	NOC Skill Level A	28	40	16
29.	7271	Carpenters	NOC Skill Level B	28	16	16

JOB POSTINGS BY 3-DIGIT NATIONAL OCCUPATION CLASSIFICATION

What jobs are hard to fill and/or in-demand?

	3 DIGIT NOC	3 DIGIT NOC NAME	SKILL LEVEL	POSTING COUNT ▾	AVG POSTING LENGTH IN DAYS	MEDIAN POSTING LENGTH IN DAYS
1.	441	Home care providers and educational support occupations	NOC Skill Level C	316	23	16
2.	751	Motor vehicle and transit drivers	NOC Skill Level C	255	27	16
3.	642	Retail salespersons	NOC Skill Level C	236	18	16
4.	632	Chefs and cooks	NOC Skill Level B	177	24	16
5.	673	Cleaners	NOC Skill Level D	149	15	16
6.	655	Customer and information services representatives	NOC Skill Level C	132	15	16
7.	745	Longshore workers and material handlers	NOC Skill Level C	130	14	15
8.	141	General office workers	NOC Skill Level C	115	19	16
9.	651	Occupations in food and beverage service	NOC Skill Level C	110	23	16
10.	341	Assisting occupations in support of health services	NOC Skill Level C	97	21	16
11.	062	Retail and wholesale trade managers	NOC Skill Level A	87	19	16
12.	311	Physicians, dentists and veterinarians	NOC Skill Level A	79	21	16

1 - 50 / 121 < >

JOB POSTINGS BY 2-DIGIT NATIONAL OCCUPATION CLASSIFICATION

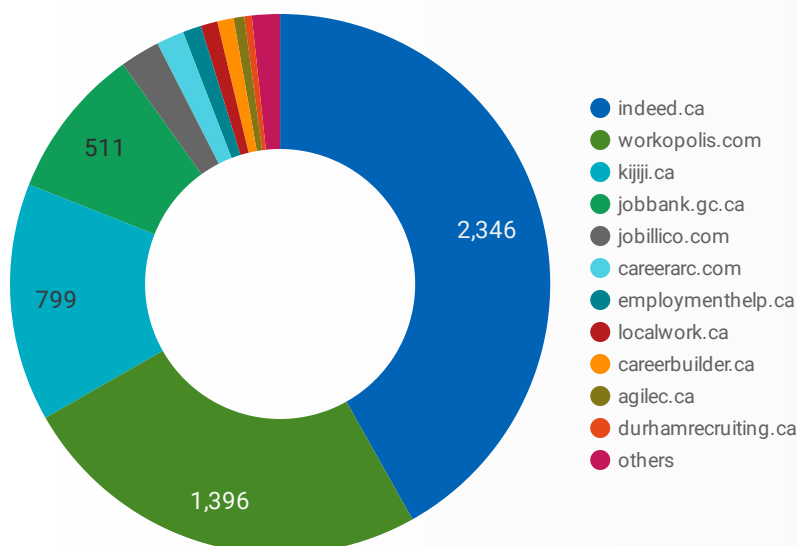
What jobs are hard to fill and/or in-demand?

	2 DIGIT NOC	2 DIGIT NOC NAME	SKILL LEVEL	POSTING COUNT ▾	AVG POSTING LENGTH IN DAYS	MEDIAN POSTING LENGTH IN DAYS
1.	44	Care providers and educational, legal and public protection support occupations	NOC Skill Level C	319	23	16
2.	65	Service representatives and other customer and personal services occupations	NOC Skill Level C	316	19	16
3.	75	Transport and heavy equipment operation and related maintenance occupations	NOC Skill Level C	301	27	16
4.	63	Service supervisors and specialized service occupations	NOC Skill Level B	270	24	16
5.	64	Sales representatives and salespersons - wholesale and retail trade	NOC Skill Level C	241	20	16
6.	67	Service support and other service occupations, n.e.c.	NOC Skill Level D	227	16	16
7.	72	Industrial, electrical and construction trades	NOC Skill Level B	178	22	16
8.	74	Other installers, repairers and servicers and material handlers	NOC Skill Level C	165	15	16
9.	14	Office support occupations	NOC Skill Level C	148	18	16
10.	12	Administrative and financial supervisors and administrative occupations	NOC Skill Level B	124	20	16
11.	66	Sales support occupations	NOC Skill Level D	109	16	16

1 - 44 / 44 < >

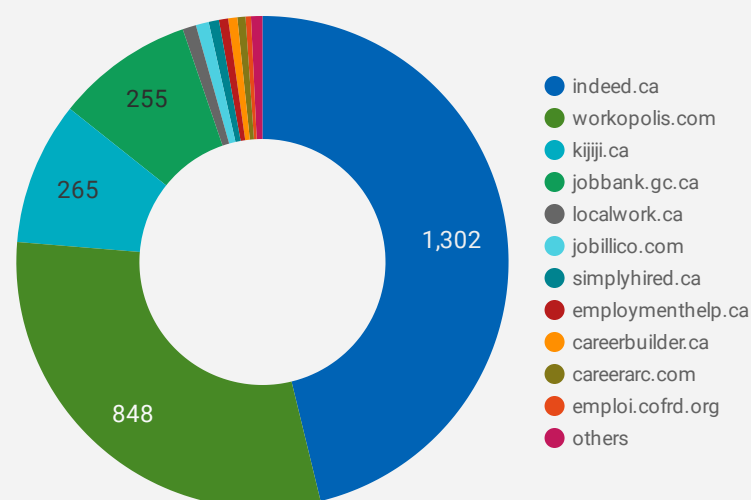
JOB POSTINGS BY JOB BOARD

What share of unique job postings appear on each job board?



COMPANIES BY JOB BOARD

What share of unique job postings appear on each job board?



JOB POSTING DETAILS BY JOB BOARD

How does job posting activity differ by job board?

	JOB BOARD	POSTING COUNT ▾	POSTING DAYS	POSTING DAYS	COMPANY
1.	indeed.ca	2,346	22	14	1,302
2.	workopolis.com	1,396	15	16	848
3.	kijiji.ca	799	16	16	265
4.	jobbank.gc.ca	511	28	21	255
5.	jobillico.com	133	15	10	24
6.	careerarc.com	93	46	29	15
7.	employmenthelp.ca	62	26	27	17
8.	localwork.ca	56	23	31	25
9.	careerbuilder.ca	55	11	10	17
10.	agilec.ca	36	25	21.5	3
11.	durhamrecruiting.ca	25	40	35	1
12.	simplyhired.ca	22	16	16	19
13.	druhc.1c1.ca	12	15	15	2
14.	wowjobs.ca	11	11	9	7
15.	emploi.cofrd.org	10	27	22	10
16.	clarington.net	10	16	14.5	1
17.	oshawacentre.com	9	16	16	1
18.	scugog.ca	7	12	18	1