

JOB DEMAND REPORT

AUGUST 2020

Job posting data collected by Durham Workforce Authority from job boards and employer websites who recruit candidates in Durham Region.

HIGHLIGHTS

JOB POSTINGS BY THE NUMBERS

TOTAL ACTIVE	NEW THIS MONTH	COMPANIES	JOB BOARDS
5,457	3,190	2,315	24

OF DAYS POSTED

AVERAGE	MEDIAN
24	16

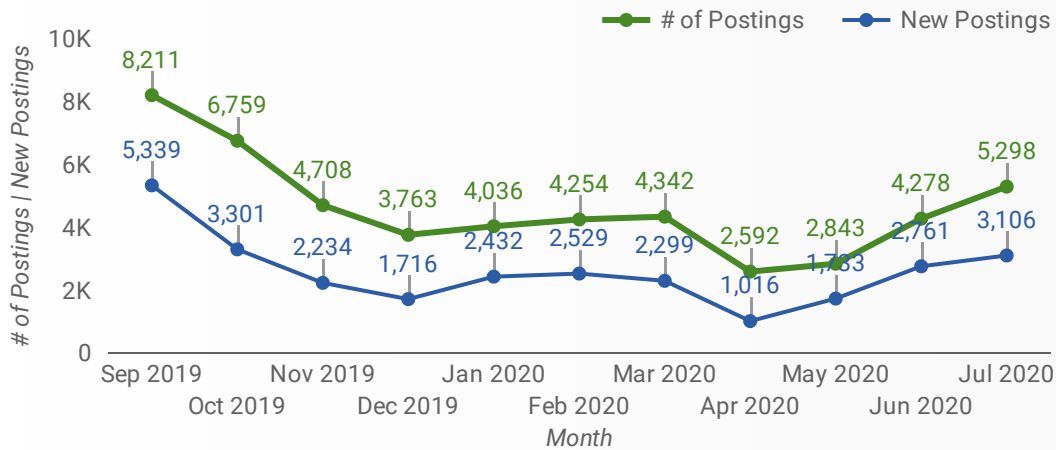
REPORT BUILDER

The default filter selection below will show all job demand data for the month. You can use the filters to create a customized report for the purpose of understanding a subset of the data.

MUNICIPALITY	JOB TYPE	JOB DURATION
JOB BOARD	ADDITIONAL LANGUA...	QUICK FIND
SKILL LEVEL		
SKILL TYPE NAME / 1-DIGIT NATIONAL OCCUPATIONAL CLASSIFICATION CODE		
MAJOR GROUP / 2-DIGIT NATIONAL OCCUPATIONAL CLASSIFICATION CODE		
MINOR GROUP / 3-DIGIT NATIONAL OCCUPATIONAL CLASSIFICATION CODE		
UNIT GROUP / 4-DIGIT NATIONAL OCCUPATIONAL CLASSIFICATION CODE		
COMPANY OR EMPLOYMENT AGENCY		

JOB POSTINGS BY MONTH

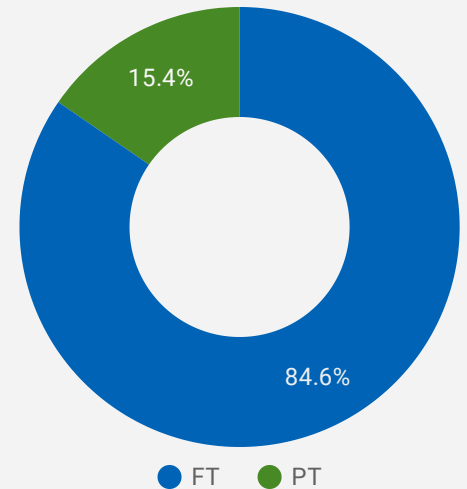
How many job postings were active for at least 1 day this month?



NOTE: This graph cannot be filtered using the controls on the cover page

JOB TYPE

Full-time vs Part-time



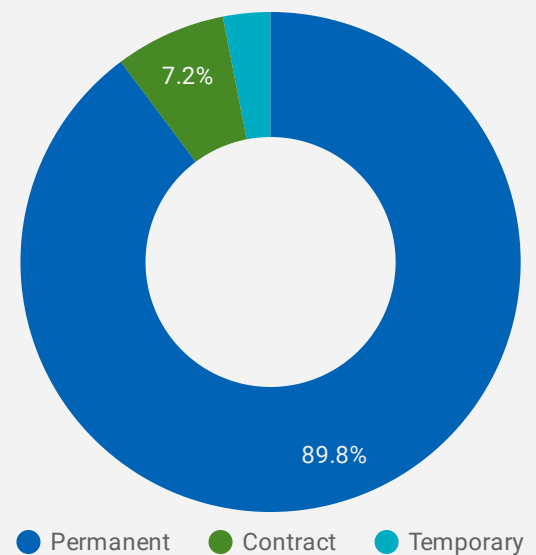
JOB POSTINGS BY MUNICIPALITY

Where are job opportunities being offered?

	MUNICIPALITY	POSTING COUNT	AVG POSTING LENGTH IN DAYS	MEDIAN POSTING LENGTH IN DAYS
1.	City of Oshawa	1,399	21	16
2.	City of Whitby	1,101	21	16
3.	City of Pickering	827	21	16
4.	City of Ajax	748	25	16
5.	Municipality of Clarington	551	22	16
6.	Municipality of Uxbridge	356	48	40
7.	Municipality of Scugog	178	21	16
8.	Municipality of Brock	86	23	18

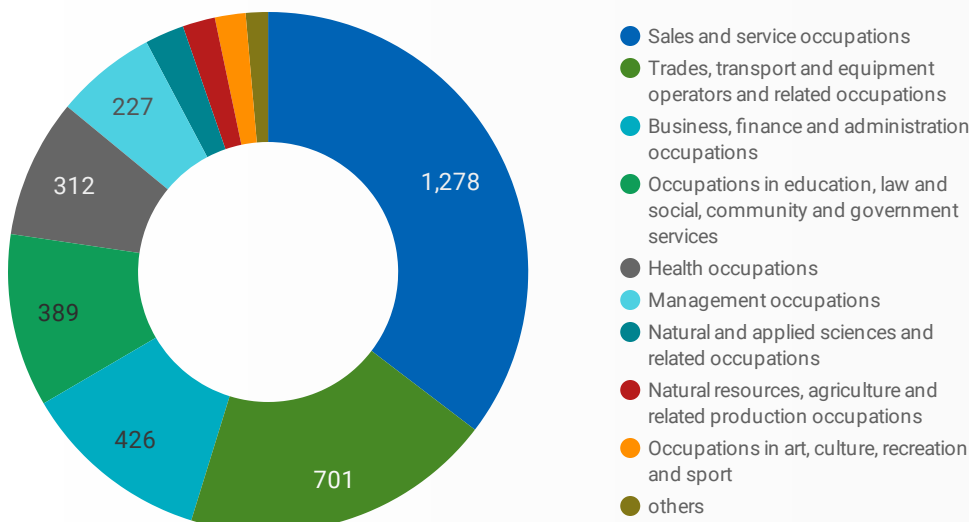
JOB DURATION

Permanency of jobs posted



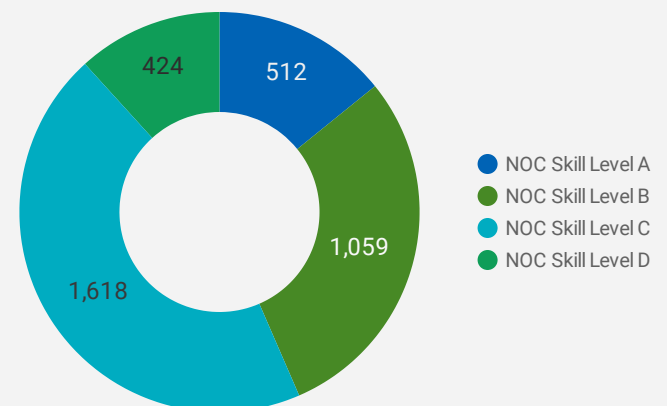
JOB POSTINGS BY SKILL TYPE

What skill type is being recruited?



JOB POSTINGS BY SKILL LEVEL

What education do occupations typically require?



Skill Level A = Usually University education | Skill Level B = Usually College education or Apprenticeship training | Skill Level C = Usually Secondary education or occupation-specific training | Skill Level D = Usually on-the-job training

TOP OCCUPATIONS

What kind of jobs are in-demand?

	4 DIGIT NOC NAME	POSTINGS ▾
1.	Home support workers, housekeepers and related occupations	204
2.	Retail salespersons	194
3.	Cooks	168
4.	Transport truck drivers	127
5.	Other customer and information services representatives	123
6.	Material handlers	109
7.	Delivery and courier service drivers	95
8.	Retail and wholesale trade managers	94
9.	Light duty cleaners	91
10.	Food counter attendants, kitchen helpers and related support occupations	88
11.	Food and beverage servers	88
12.	Receptionists	81
13.	Home child care providers	75
14.	General practitioners and family physicians	60
15.	Security guards and related security service occupations	58
16.	Dental assistants	57
17.	Administrative assistants	56
18.	Cashiers	55
19.	Bartenders	46
20.	Retail and wholesale buyers	45
21.	Food service supervisors	43
22.	Construction trades helpers and labourers	39
23.	Other medical technologists and technicians (except dental health)	36
24.	Carpenters	36
25.	Landscaping and grounds maintenance labourers	35
26.	Accounting technicians and bookkeepers	33
27.	Senior government managers and officials	33
28.	Other financial officers	30
29.	General office support workers	30
30.	Facility operation and maintenance managers	29

1 - 50 / 265 < >

TOP EMPLOYERS/AGENCIES

Who is hiring?

	COMPANY	POSTINGS ▾
1.	Kijiji	473
2.	Hilltop Auto Wreckers & Recycling	99
3.	Durham Recruiting	49
4.	Durham Region	48
5.	Thermo Fisher Scientific	45
6.	Recipe Unlimited Corporation	42
7.	Loblaws Companies Limited	38
8.	Employer	37
9.	McDonald's Restaurants	34
10.	Durham College	29
11.	Walmart Canada	28
12.	Lowe's	27
13.	Farm Boy	24
14.	We Check	23
15.	JYSK Canada	22
16.	Purolator	21
17.	Chartwell Retirement Residences	21
18.	Moxie's	19
19.	Staples Canada	19
20.	Extendicare	19
21.	University of Ontario Institute of Technology	19
22.	Randstad	18
23.	Adecco	18
24.	Tim Hortons	17
25.	Concentrix Oshawa	16
26.	Express Employment Professionals	16
27.	TJX Canada	15
28.	Greenwood Mushroom Farm	14

1 - 50 / 2317 < >

OCCUPATIONS BY FREQUENCY & LENGTH OF JOB POSTINGS

What jobs are hard to fill and/or in-demand?

	4 DIGIT NOC	4 DIGIT NOC NAME	SKILL LEVEL	POSTING COUNT ▾	AVG POSTING LENGTH IN DAYS	MEDIAN POSTING LENGTH IN DAYS
1.	4412	Home support workers, housekeepers and related occupations	NOC Skill Level C	204	26	16
2.	6421	Retail salespersons	NOC Skill Level C	194	17	13
3.	6322	Cooks	NOC Skill Level B	168	23	16
4.	7511	Transport truck drivers	NOC Skill Level C	127	22	16
5.	6552	Other customer and information services representatives	NOC Skill Level C	123	18	16
6.	7452	Material handlers	NOC Skill Level C	109	21	16
7.	7514	Delivery and courier service drivers	NOC Skill Level C	95	20	16
8.	621	Retail and wholesale trade managers	NOC Skill Level A	94	19	16
9.	6731	Light duty cleaners	NOC Skill Level D	91	21	16
10.	6711	Food counter attendants, kitchen helpers and related support occupations	NOC Skill Level D	88	19	16
11.	6513	Food and beverage servers	NOC Skill Level C	88	18	16
12.	1414	Receptionists	NOC Skill Level C	81	17	16
13.	4411	Home child care providers	NOC Skill Level C	75	61	43.5
14.	3112	General practitioners and family physicians	NOC Skill Level A	60	15	13
15.	6541	Security guards and related security service occupations	NOC Skill Level C	58	25	16
16.	3411	Dental assistants	NOC Skill Level C	57	20	18
17.	1241	Administrative assistants	NOC Skill Level B	56	16	15
18.	6611	Cashiers	NOC Skill Level D	55	25	16
19.	6512	Bartenders	NOC Skill Level C	46	20	16
20.	6222	Retail and wholesale buyers	NOC Skill Level B	45	24	16
21.	6311	Food service supervisors	NOC Skill Level B	43	77	100
22.	7611	Construction trades helpers and labourers	NOC Skill Level D	39	25	22
23.	3219	Other medical technologists and technicians (except dental health)	NOC Skill Level B	36	26	16
24.	7271	Carpenters	NOC Skill Level B	36	22	18
25.	8612	Landscaping and grounds maintenance labourers	NOC Skill Level D	35	24	30
26.	1311	Accounting technicians and bookkeepers	NOC Skill Level B	33	16	16
27.	12	Senior government managers and officials	NOC Skill Level A	33	21	16
28.	1114	Other financial officers	NOC Skill Level A	30	22	17
29.	1411	General office support workers	NOC Skill Level C	30	15	16

JOB POSTINGS BY 3-DIGIT NATIONAL OCCUPATION CLASSIFICATION

What jobs are hard to fill and/or in-demand?

	3 DIGIT NOC	3 DIGIT NOC NAME	SKILL LEVEL	POSTING COUNT ▾	AVG POSTING LENGTH IN DAYS	MEDIAN POSTING LENGTH IN DAYS
1.	441	Home care providers and educational support occupations	NOC Skill Level C	282	34	16
2.	751	Motor vehicle and transit drivers	NOC Skill Level C	250	21	16
3.	642	Retail salespersons	NOC Skill Level C	194	17	13
4.	632	Chefs and cooks	NOC Skill Level B	189	23	16
5.	651	Occupations in food and beverage service	NOC Skill Level C	151	18	16
6.	673	Cleaners	NOC Skill Level D	133	21	16
7.	655	Customer and information services representatives	NOC Skill Level C	124	18	16
8.	141	General office workers	NOC Skill Level C	111	17	16
9.	745	Longshore workers and material handlers	NOC Skill Level C	109	21	16
10.	341	Assisting occupations in support of health services	NOC Skill Level C	95	25	16
11.	062	Retail and wholesale trade managers	NOC Skill Level A	94	19	16
12.	671	Food counter attendants, kitchen helpers and related support	NOC Skill Level D	88	19	16

1 - 50 / 119 < >

JOB POSTINGS BY 2-DIGIT NATIONAL OCCUPATION CLASSIFICATION

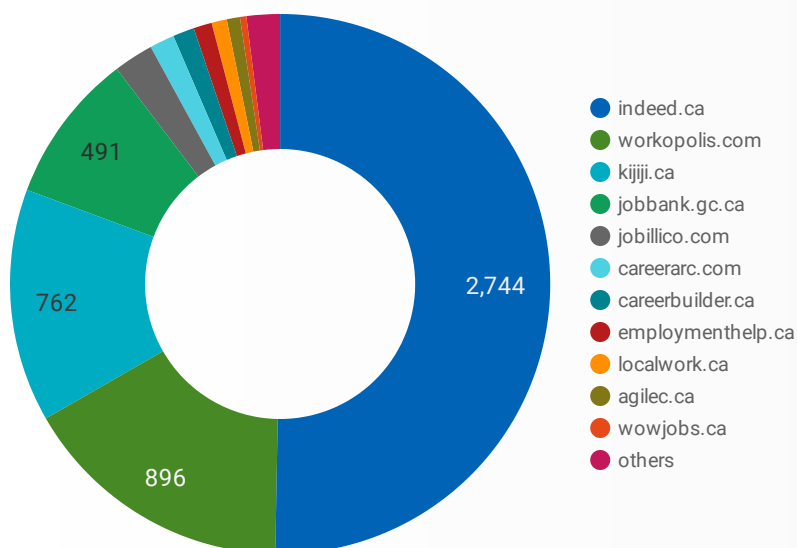
What jobs are hard to fill and/or in-demand?

	2 DIGIT NOC	2 DIGIT NOC NAME	SKILL LEVEL	POSTING COUNT ▾	AVG POSTING LENGTH IN DAYS	MEDIAN POSTING LENGTH IN DAYS
1.	65	Service representatives and other customer and personal services occupations	NOC Skill Level C	357	20	16
2.	63	Service supervisors and specialized service occupations	NOC Skill Level B	296	28	16
3.	75	Transport and heavy equipment operation and related maintenance occupations	NOC Skill Level C	293	21	16
4.	44	Care providers and educational, legal and public protection support occupations	NOC Skill Level C	284	34	16
5.	67	Service support and other service occupations, n.e.c.	NOC Skill Level D	226	20	16
6.	64	Sales representatives and salespersons - wholesale and retail trade	NOC Skill Level C	198	17	13
7.	72	Industrial, electrical and construction trades	NOC Skill Level B	170	22	16
8.	14	Office support occupations	NOC Skill Level C	150	16	16
9.	74	Other installers, repairers and servicers and material handlers	NOC Skill Level C	136	21	16
10.	12	Administrative and financial supervisors and administrative occupations	NOC Skill Level B	123	19	16
11.	06	Middle management occupations in retail and wholesale trade and	NOC Skill Level A	118	20	16

1 - 45 / 45 < >

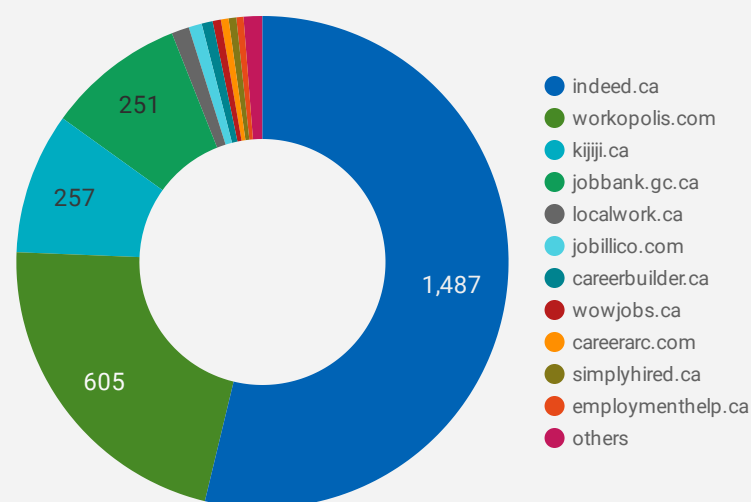
JOB POSTINGS BY JOB BOARD

What share of unique job postings appear on each job board?



COMPANIES BY JOB BOARD

What share of unique job postings appear on each job board?



JOB POSTING DETAILS BY JOB BOARD

How does job posting activity differ by job board?

	JOB BOARD	POSTING COUNT ▾	POSTING DAYS	POSTING DAYS	COMPANY
1.	indeed.ca	2,744	26	18	1,487
2.	workopolis.com	896	16	16	605
3.	kijiji.ca	762	16	16	257
4.	jobbank.gc.ca	491	30	22	251
5.	jobillico.com	130	17	14.5	24
6.	careerarc.com	81	21	19.5	14
7.	careerbuilder.ca	70	10	10	20
8.	employmenthelp.ca	60	51	44	13
9.	localwork.ca	50	27	31	32
10.	agilec.ca	43	23	20	4
11.	wowjobs.ca	21	24	21	15
12.	jhsemploymentservices.ca	20	132	150.5	12
13.	durhamrecruiting.ca	17	12	12	1
14.	simplyhired.ca	14	16	16	14
15.	pickering.ca	12	20	17	1
16.	clarington.net	12	25	25	1
17.	oshawacentre.com	9	13	16	1
18.	emploi.cofrd.org	7	69	68.5	6