

JOB DEMAND REPORT

JULY 2020

Job posting data collected by Durham Workforce Authority from job boards and employer websites who recruit candidates in Durham Region.

HIGHLIGHTS

JOB POSTINGS BY THE NUMBERS

TOTAL ACTIVE	NEW THIS MONTH	COMPANIES	JOB BOARDS
5,298	3,106	2,199	23

OF DAYS POSTED

AVERAGE	MEDIAN
23	16

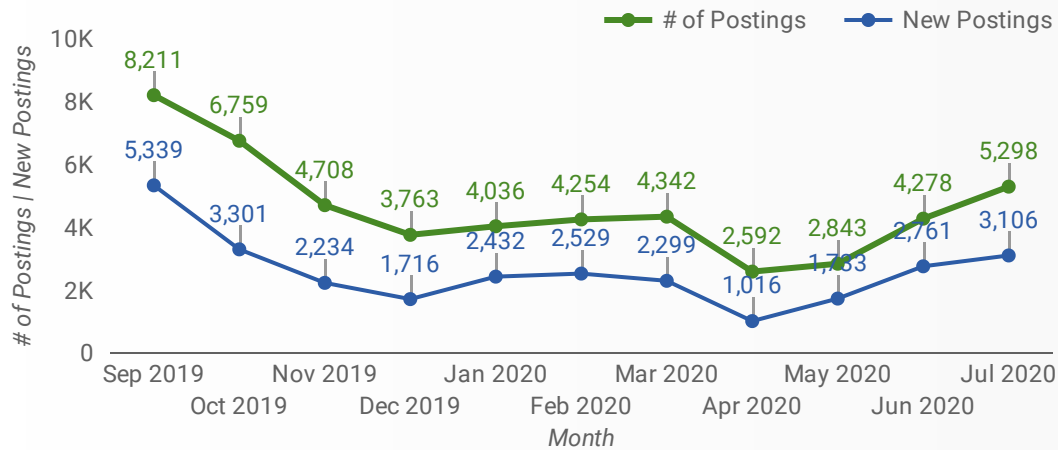
REPORT BUILDER

The default filter selection below will show all job demand data for the month. You can use the filters to create a customized report for the purpose of understanding a subset of the data.

MUNICIPALITY	JOB TYPE	JOB DURATION
JOB BOARD	ADDITIONAL LANGUA...	QUICK FIND
SKILL LEVEL		
SKILL TYPE NAME / 1-DIGIT NATIONAL OCCUPATIONAL CLASSIFICATION CODE		
MAJOR GROUP / 2-DIGIT NATIONAL OCCUPATIONAL CLASSIFICATION CODE		
MINOR GROUP / 3-DIGIT NATIONAL OCCUPATIONAL CLASSIFICATION CODE		
UNIT GROUP / 4-DIGIT NATIONAL OCCUPATIONAL CLASSIFICATION CODE		
COMPANY OR EMPLOYMENT AGENCY		

JOB POSTINGS BY MONTH

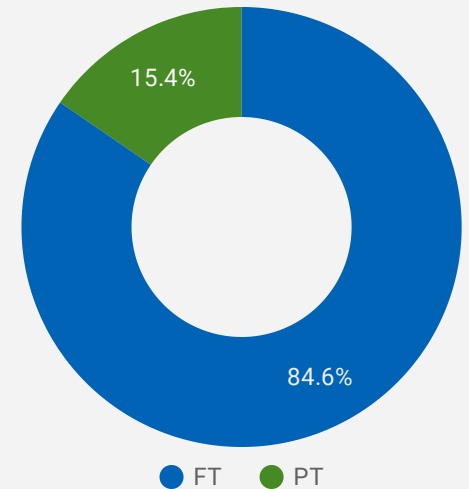
How many job postings were active for at least 1 day this month?



NOTE: This graph cannot be filtered using the controls on the cover page

JOB TYPE

Full-time vs Part-time



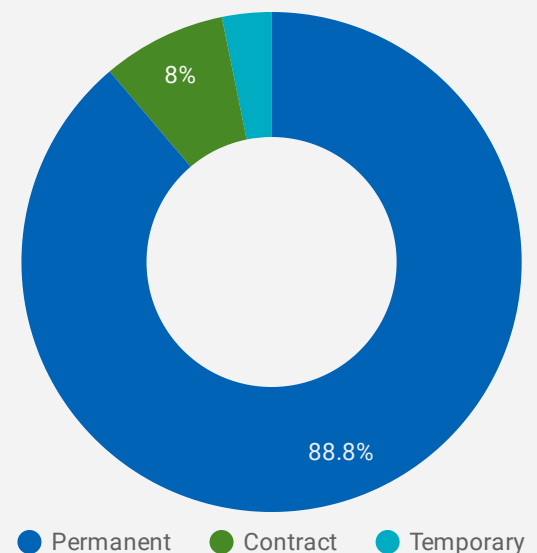
JOB POSTINGS BY MUNICIPALITY

Where are job opportunities being offered?

	MUNICIPALITY	POSTING COUNT	AVG POSTING LENGTH IN DAYS	MEDIAN POSTING LENGTH IN DAYS
1.	City of Oshawa	1,377	21	16
2.	City of Whitby	1,022	25	16
3.	City of Pickering	836	22	16
4.	City of Ajax	781	23	16
5.	Municipality of Clarington	468	20	16
6.	Municipality of Uxbridge	326	23	16
7.	Municipality of Scugog	216	26	20
8.	Municipality of Brock	72	22	16

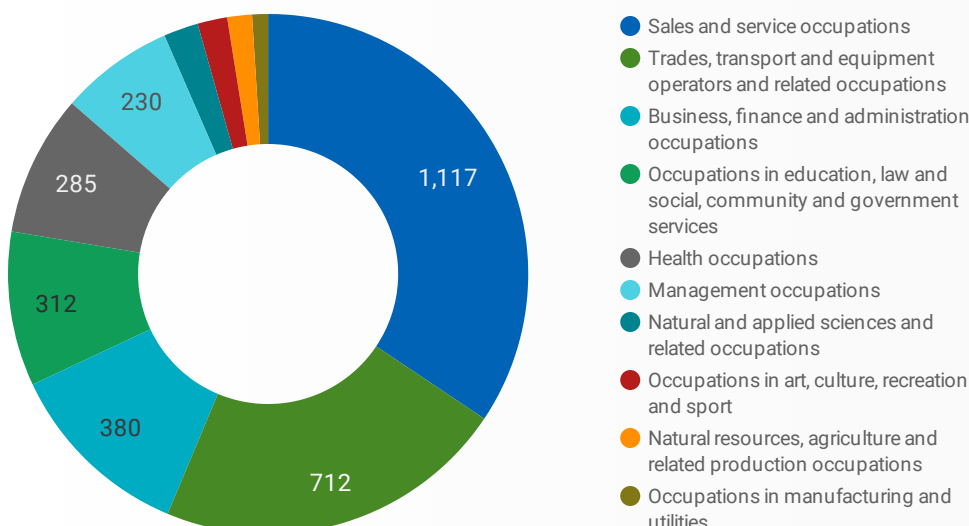
JOB DURATION

Permanency of jobs posted



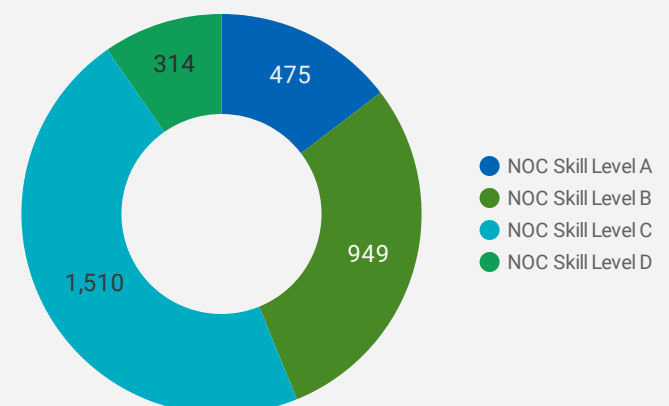
JOB POSTINGS BY SKILL TYPE

What skill type is being recruited?



JOB POSTINGS BY SKILL LEVEL

What education do occupations typically require?



Skill Level A = Usually University education | Skill Level B = Usually College education or Apprenticeship training | Skill Level C = Usually Secondary education or occupation-specific training | Skill Level D = Usually on-the-job training

TOP OCCUPATIONS

What kind of jobs are in-demand?

	4 DIGIT NOC NAME	POSTINGS ▾
1.	Home support workers, housekeepers and related occupations	182
2.	Retail salespersons	165
3.	Cooks	146
4.	Material handlers	119
5.	Transport truck drivers	114
6.	Other customer and information services representatives	109
7.	Retail and wholesale trade managers	108
8.	Delivery and courier service drivers	103
9.	Light duty cleaners	93
10.	Receptionists	75
11.	Dental assistants	74
12.	Food and beverage servers	71
13.	General practitioners and family physicians	64
14.	Home child care providers	58
15.	Shippers and receivers	56
16.	Security guards and related security service occupations	55
17.	Insurance agents and brokers	53
18.	Cashiers	49
19.	Retail and wholesale buyers	46
20.	Administrative assistants	43
21.	Bartenders	42
22.	Hairstylists and barbers	41
23.	Construction trades helpers and labourers	38
24.	Carpenters	38
25.	Food counter attendants, kitchen helpers and related support occupations	37
26.	Bus drivers, subway operators and other transit operators	34
27.	Other medical technologists and technicians (except dental health)	32
28.	Other financial officers	31
29.	Senior government managers and officials	31
30.	Janitors, caretakers and building superintendents	30

TOP EMPLOYERS/AGENCIES

Who is hiring?

	COMPANY	POSTINGS ▾
1.	Kijiji	520
2.	Hilltop Auto Wreckers & Recycling	99
3.	Walmart Canada	57
4.	Durham Recruiting	56
5.	Durham Truck & Equipment	48
6.	Aston Insurance Solutions Inc./The Co-Operators	47
7.	Durham College	44
8.	Thermo Fisher Scientific	43
9.	Durham Region	36
10.	Loblaw Companies Limited	33
11.	Extendicare	29
12.	University of Ontario Institute of Technology	27
13.	City of Pickering	27
14.	Employer	23
15.	Chartwell Retirement Residences	22
16.	Recipe Unlimited Corporation	21
17.	Express Employment Professionals	20
18.	GoodLife Fitness	20
19.	Staples Canada	19
20.	We Check	19
21.	Sobeys	18
22.	First Student Canada	17
23.	Lakeridge Health	17
24.	JYSK Canada	17
25.	Municipality of Clarington	17
26.	McDonald's Restaurants	16
27.	Shoppers Drug Mart	16
28.	Farm Boy	16

OCCUPATIONS BY FREQUENCY & LENGTH OF JOB POSTINGS

What jobs are hard to fill and/or in-demand?

	4 DIGIT NOC	4 DIGIT NOC NAME	SKILL LEVEL	POSTING COUNT ▾	AVG POSTING LENGTH IN DAYS	MEDIAN POSTING LENGTH IN DAYS
1.	4412	Home support workers, housekeepers and related occupations	NOC Skill Level C	182	26	16
2.	6421	Retail salespersons	NOC Skill Level C	165	18	15
3.	6322	Cooks	NOC Skill Level B	146	22	16
4.	7452	Material handlers	NOC Skill Level C	119	16	16
5.	7511	Transport truck drivers	NOC Skill Level C	114	21	16
6.	6552	Other customer and information services representatives	NOC Skill Level C	109	23	16
7.	621	Retail and wholesale trade managers	NOC Skill Level A	108	19	16
8.	7514	Delivery and courier service drivers	NOC Skill Level C	103	17	16
9.	6731	Light duty cleaners	NOC Skill Level D	93	20	16
10.	1414	Receptionists	NOC Skill Level C	75	16	15.5
11.	3411	Dental assistants	NOC Skill Level C	74	18	16
12.	6513	Food and beverage servers	NOC Skill Level C	71	17	16
13.	3112	General practitioners and family physicians	NOC Skill Level A	64	18	16
14.	4411	Home child care providers	NOC Skill Level C	58	40	16
15.	1521	Shippers and receivers	NOC Skill Level C	56	42	38
16.	6541	Security guards and related security service occupations	NOC Skill Level C	55	34	16
17.	6231	Insurance agents and brokers	NOC Skill Level B	53	42	42
18.	6611	Cashiers	NOC Skill Level D	49	22	16
19.	6222	Retail and wholesale buyers	NOC Skill Level B	46	20	14.5
20.	1241	Administrative assistants	NOC Skill Level B	43	11	7
21.	6512	Bartenders	NOC Skill Level C	42	18	16
22.	6341	Hairstylists and barbers	NOC Skill Level B	41	18	16
23.	7611	Construction trades helpers and labourers	NOC Skill Level D	38	24	16
24.	7271	Carpenters	NOC Skill Level B	38	21	16
25.	6711	Food counter attendants, kitchen helpers and related support occupations	NOC Skill Level D	37	12	13
26.	7512	Bus drivers, subway operators and other transit operators	NOC Skill Level C	34	41	20.5
27.	3219	Other medical technologists and technicians (except dental health)	NOC Skill Level B	32	18	16
28.	1114	Other financial officers	NOC Skill Level A	31	20	19
29.	12	Senior government managers and officials	NOC Skill Level A	31	18	16

JOB POSTINGS BY 3-DIGIT NATIONAL OCCUPATION CLASSIFICATION

What jobs are hard to fill and/or in-demand?

	3 DIGIT NOC	3 DIGIT NOC NAME	SKILL LEVEL	POSTING COUNT ▾	AVG POSTING LENGTH IN DAYS	MEDIAN POSTING LENGTH IN DAYS
1.	751	Motor vehicle and transit drivers	NOC Skill Level C	254	21	16
2.	441	Home care providers and educational support occupations	NOC Skill Level C	240	28	16
3.	642	Retail salespersons	NOC Skill Level C	165	18	15
4.	632	Chefs and cooks	NOC Skill Level B	158	22	16
5.	673	Cleaners	NOC Skill Level D	135	18	16
6.	651	Occupations in food and beverage service	NOC Skill Level C	125	17	16
7.	745	Longshore workers and material handlers	NOC Skill Level C	119	16	16
8.	655	Customer and information services representatives	NOC Skill Level C	111	23	16
9.	062	Retail and wholesale trade managers	NOC Skill Level A	108	19	16
10.	141	General office workers	NOC Skill Level C	96	16	16
11.	341	Assisting occupations in support of health services	NOC Skill Level C	86	18	16
12.	152	Supply chain logistics, tracking and scheduling co-ordination	NOC Skill Level C	76	38	38
					1 - 50 / 114	< >

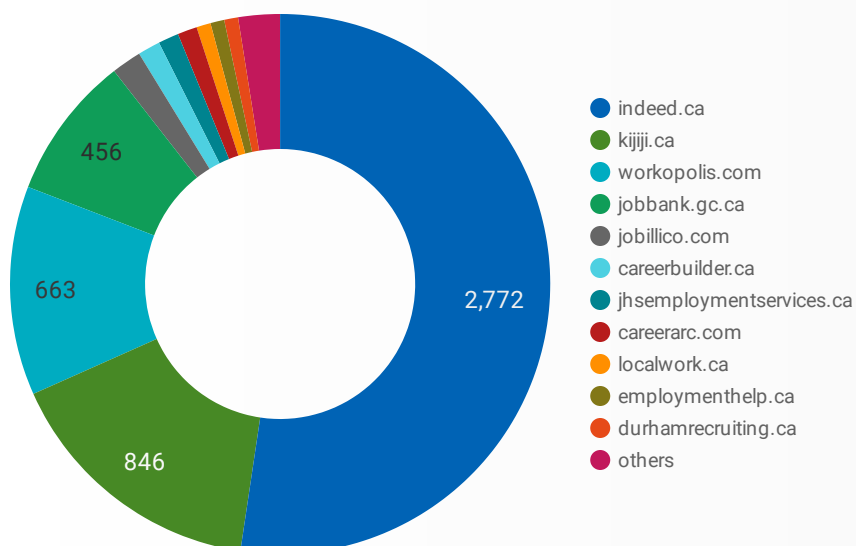
JOB POSTINGS BY 2-DIGIT NATIONAL OCCUPATION CLASSIFICATION

What jobs are hard to fill and/or in-demand?

	2 DIGIT NOC	2 DIGIT NOC NAME	SKILL LEVEL	POSTING COUNT ▾	AVG POSTING LENGTH IN DAYS	MEDIAN POSTING LENGTH IN DAYS
1.	65	Service representatives and other customer and personal services occupations	NOC Skill Level C	319	23	16
2.	75	Transport and heavy equipment operation and related maintenance occupations	NOC Skill Level C	292	23	16
3.	63	Service supervisors and specialized service occupations	NOC Skill Level B	250	25	16
4.	44	Care providers and educational, legal and public protection support occupations	NOC Skill Level C	242	30	16
5.	72	Industrial, electrical and construction trades	NOC Skill Level B	183	24	16
6.	67	Service support and other service occupations, n.e.c.	NOC Skill Level D	176	17	16
7.	64	Sales representatives and salespersons - wholesale and retail trade	NOC Skill Level C	168	18	15
8.	74	Other installers, repairers and servicers and material handlers	NOC Skill Level C	146	17	16
9.	62	Retail sales supervisors and specialized sales occupations	NOC Skill Level B	138	34	41
10.	06	Middle management occupations in retail and wholesale trade and customer services	NOC Skill Level A	129	18	16
11.	14	Office support occupations	NOC Skill Level C	129	18	16
					1 - 43 / 43	< >

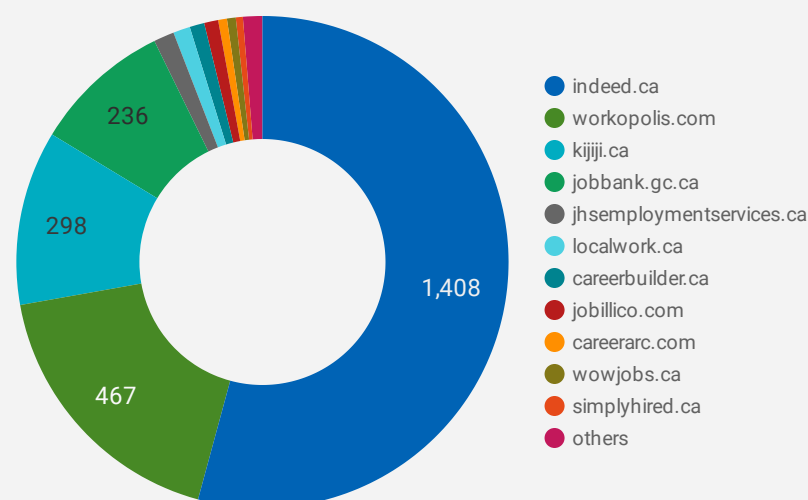
JOB POSTINGS BY JOB BOARD

What share of unique job postings appear on each job board?



COMPANIES BY JOB BOARD

What share of unique job postings appear on each job board?



JOB POSTING DETAILS BY JOB BOARD

How does job posting activity differ by job board?

	JOB BOARD	POSTING COUNT ▾	POSTING DAYS	POSTING DAYS	COMPANY
1.	indeed.ca	2,772	21	16	1,408
2.	kijiji.ca	846	16	16	298
3.	workopolis.com	663	16	16	467
4.	jobbank.gc.ca	456	36	26	236
5.	jobillico.com	95	13	9	24
6.	careerbuilder.ca	71	51	10	25
7.	jhsemploymentservices.ca	65			35
8.	careerarc.com	62	16	11	15
9.	localwork.ca	45	25	31	29
10.	employmenthelp.ca	44	14	12	9
11.	durhamrecruiting.ca	44	165	184	1
12.	agilec.ca	28	21	17	4
13.	pickering.ca	26	24	25	1
14.	wowjobs.ca	19	30	27.5	15
15.	clarington.net	16	78	24.5	1
16.	simplyhired.ca	12	16	16	12
17.	druhc.1c1.ca	10	15	15	4
18.	emploi.cofrd.org	8	19	16.5	6