

JOB DEMAND REPORT

MAY 2020

Job posting data collected by Durham Workforce Authority from job boards and employer websites who recruit candidates in Durham Region.

HIGHLIGHTS

JOB POSTINGS BY THE NUMBERS

TOTAL ACTIVE	NEW THIS MONTH	COMPANIES	JOB BOARDS
2,843	1,733	1,181	22

OF DAYS POSTED

AVERAGE	MEDIAN
24	16

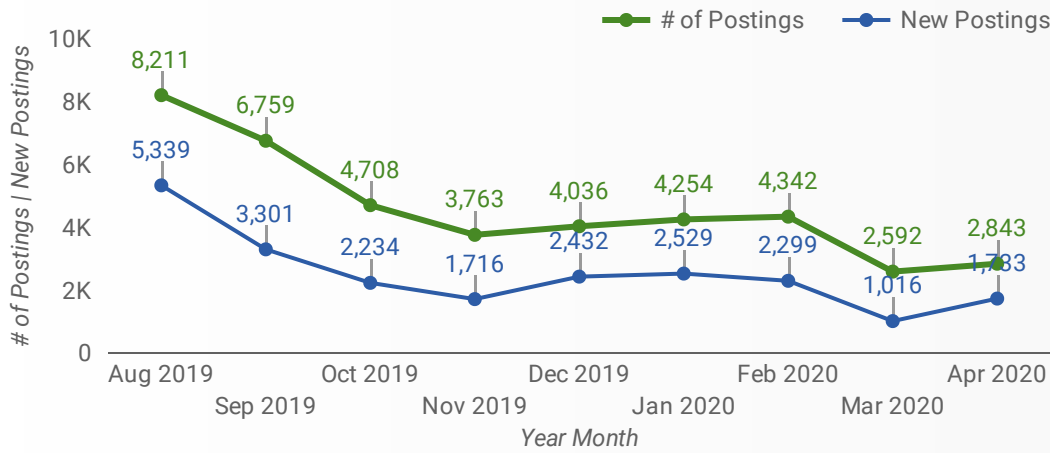
REPORT BUILDER

The default filter selection below will show all job demand data for the month. You can use the filters to create a customized report for the purpose of understanding a subset of the data.

MUNICIPALITY	JOB TYPE	JOB DURATION
JOB BOARD	ADDITIONAL LANGUA...	QUICK FIND
SKILL LEVEL		
SKILL TYPE NAME / 1-DIGIT NATIONAL OCCUPATIONAL CLASSIFICATION CODE		
MAJOR GROUP / 2-DIGIT NATIONAL OCCUPATIONAL CLASSIFICATION CODE		
MINOR GROUP / 3-DIGIT NATIONAL OCCUPATIONAL CLASSIFICATION CODE		
UNIT GROUP / 4-DIGIT NATIONAL OCCUPATIONAL CLASSIFICATION CODE		
COMPANY OR EMPLOYMENT AGENCY		

JOB POSTINGS BY MONTH

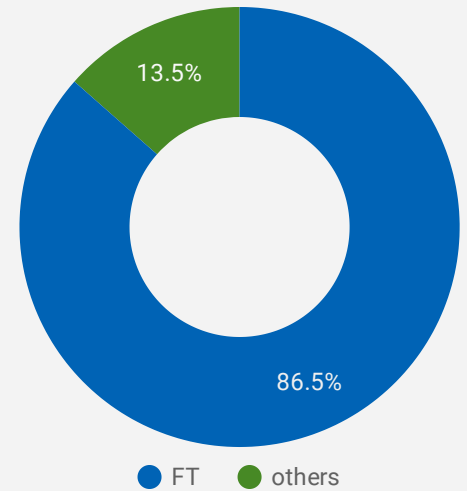
How many job postings were active for at least 1 day this month?



NOTE: This graph cannot be filtered using the controls on the cover page

JOB TYPE

Full-time vs Part-time



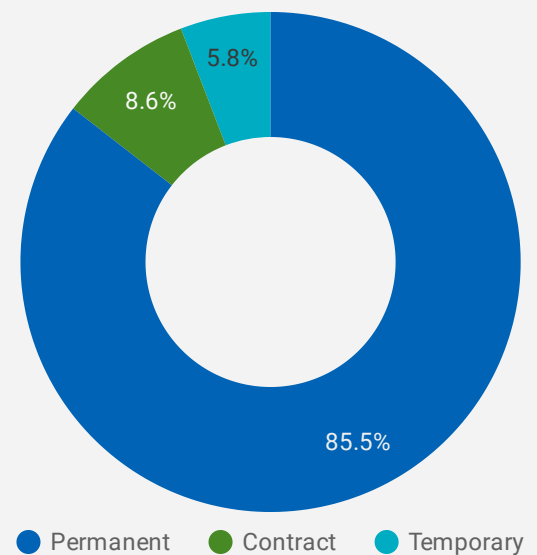
JOB POSTINGS BY MUNICIPALITY

Where are job opportunities being offered?

	MUNICIPALITY	POSTING COUNT	AVG POSTING LENGTH IN DAYS	MEDIAN POSTING LENGTH IN DAYS
1.	City of Oshawa	658	20	16
2.	City of Whitby	554	21	16
3.	City of Pickering	447	23	16
4.	City of Ajax	353	19	16
5.	Municipality of Uxbridge	224	23	16
6.	Municipality of Clarington	221	24	16
7.	Municipality of Scugog	136	26	23.5
8.	Municipality of Brock	47	32	21

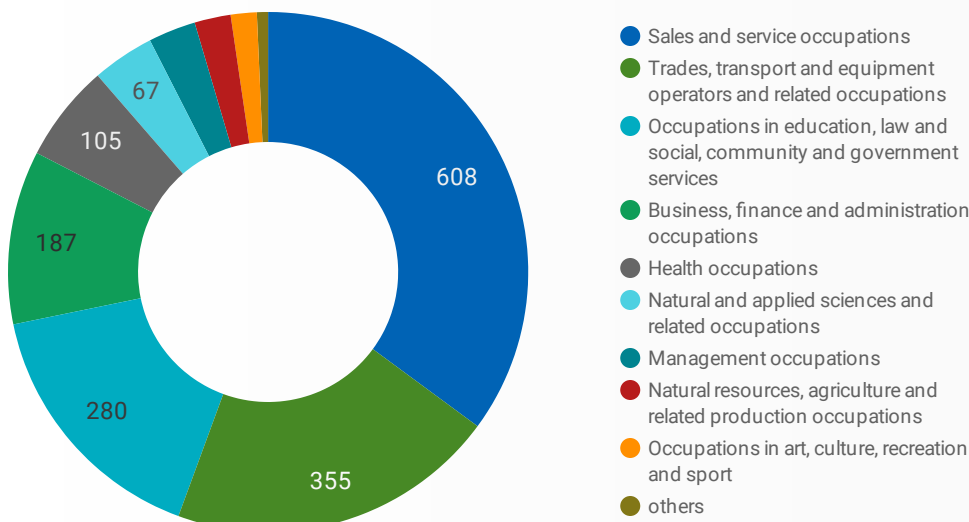
JOB DURATION

Permanency of jobs posted



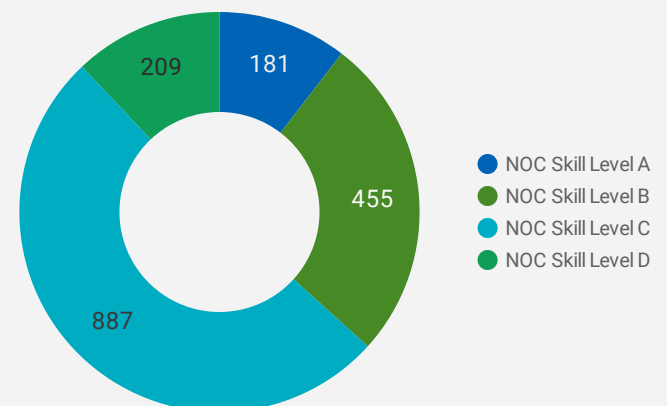
JOB POSTINGS BY SKILL TYPE

What skill type is being recruited?



JOB POSTINGS BY SKILL LEVEL

What education do occupations typically require?



Skill Level A = Usually University education | Skill Level B = Usually College education or Apprenticeship training | Skill Level C = Usually Secondary education or occupation-specific training | Skill Level D = Usually on-the-job training

TOP OCCUPATIONS

What kind of jobs are in-demand?

	4 DIGIT NOC NAME	POSTINGS ▾
1.	Home support workers, housekeepers and related occupations	276
2.	Retail salespersons	164
3.	Delivery and courier service drivers	114
4.	Other customer and information services representatives	111
5.	Transport truck drivers	107
6.	Cooks	102
7.	Security guards and related security service occupations	91
8.	Cashiers	74
9.	Material handlers	71
10.	General practitioners and family physicians	70
11.	Home child care providers	69
12.	Light duty cleaners	68
13.	Receptionists	61
14.	Shippers and receivers	52
15.	Administrative assistants	50
16.	Landscape and horticulture technicians and specialists	48
17.	Food and beverage servers	44
18.	Landscaping and grounds maintenance labourers	42
19.	Retail and wholesale trade managers	41
20.	Store shelf stockers, clerks and order fillers	38
21.	Other medical technologists and technicians (except dental health)	37
22.	Construction trades helpers and labourers	35
23.	Food service supervisors	34
24.	Retail sales supervisors	32
25.	Retail and wholesale buyers	31
26.	Electrical and electronics engineering technologists and technicians	31
27.	General office support workers	26
28.	Facility operation and maintenance managers	22
29.	Dental assistants	21
30.	Food counter attendants, kitchen helpers and related occupations	21

TOP EMPLOYERS/AGENCIES

Who is hiring?

	COMPANY	POSTINGS ▾
1.	Hilltop Auto Wreckers & Recycling	101
2.	Kijiji	67
3.	Thermo Fisher Scientific	58
4.	RONA inc.	41
5.	Durham Recruiting	41
6.	Chartwell Retirement Residences	31
7.	Durham College	30
8.	Lowe's	28
9.	Kips Flamin Burgers	25
10.	We Check	24
11.	City of Pickering	24
12.	SoftMoc Shoes	21
13.	Randstad Canada	20
14.	Loblaw Companies Limited	20
15.	Extendicare	19
16.	The Home Depot	18
17.	Bayshore HealthCare	17
18.	Compass Group Canada	16
19.	Durham Region	16
20.	Schlegel Villages	14
21.	Nurse Next Door Home Care Services	14
22.	Ontario Shores Centre for Mental Health Services	14
23.	Seasons Retirement Communities	13
24.	TANK TRADERS	13
25.	Walmart Canada	13
26.	Shoppers Drug Mart	13
27.	Life Time	12
28.	Bowmanville Creek Retirement Community	12

OCCUPATIONS BY FREQUENCY & LENGTH OF JOB POSTINGS

What jobs are hard to fill and/or in-demand?

	4 DIGIT NOC	4 DIGIT NOC NAME	SKILL LEVEL	POSTING COUNT ▾	AVG POSTING LENGTH IN DAYS	MEDIAN POSTING LENGTH IN DAYS
1.	4412	Home support workers, housekeepers and related occupations	NOC Skill Level C	180	20	15
2.	6421	Retail salespersons	NOC Skill Level C	93	26	16
3.	6552	Other customer and information services representatives	NOC Skill Level C	72	17	16
4.	7511	Transport truck drivers	NOC Skill Level C	69	31	16
5.	7514	Delivery and courier service drivers	NOC Skill Level C	69	12	9.5
6.	6322	Cooks	NOC Skill Level B	63	22	16
7.	6541	Security guards and related security service occupations	NOC Skill Level C	61	38	28
8.	7452	Material handlers	NOC Skill Level C	49	16	9.5
9.	6611	Cashiers	NOC Skill Level D	47	18	14
10.	6731	Light duty cleaners	NOC Skill Level D	46	29	16
11.	1521	Shippers and receivers	NOC Skill Level C	37	27	28
12.	4411	Home child care providers	NOC Skill Level C	36	60	18
13.	3112	General practitioners and family physicians	NOC Skill Level A	34	18	17
14.	6513	Food and beverage servers	NOC Skill Level C	31	38	24.5
15.	1414	Receptionists	NOC Skill Level C	29	7	4.5
16.	1241	Administrative assistants	NOC Skill Level B	26	33	16
17.	6622	Store shelf stockers, clerks and order fillers	NOC Skill Level D	26	13	9.5
18.	7611	Construction trades helpers and labourers	NOC Skill Level D	24	12	14
19.	6311	Food service supervisors	NOC Skill Level B	23	35	32
20.	2241	Electrical and electronics engineering technologists and technicians	NOC Skill Level B	23	11	16
21.	621	Retail and wholesale trade managers	NOC Skill Level A	21	46	48
22.	8612	Landscaping and grounds maintenance labourers	NOC Skill Level D	21	17	16
23.	3219	Other medical technologists and technicians (except dental health)	NOC Skill Level B	21	17	16
24.	6222	Retail and wholesale buyers	NOC Skill Level B	21	10	10.5
25.	2225	Landscape and horticulture technicians and specialists	NOC Skill Level B	20	9	9
26.	1411	General office support workers	NOC Skill Level C	17	10	8
27.	6711	Food counter attendants, kitchen helpers and related support occupations	NOC Skill Level D	16	24	20
28.	7512	Bus drivers, subway operators and other transit operators	NOC Skill Level C	16	31	31
29.	4212	Social and community service workers	NOC Skill Level B	12	29	27

JOB POSTINGS BY 3-DIGIT NATIONAL OCCUPATION CLASSIFICATION

What jobs are hard to fill and/or in-demand?

	3 DIGIT NOC	3 DIGIT NOC NAME	SKILL LEVEL	POSTING COUNT ▾	AVG POSTING LENGTH IN DAYS	MEDIAN POSTING LENGTH IN DAYS
1.	441	Home care providers and educational support occupations	NOC Skill Level C	216	26	16
2.	751	Motor vehicle and transit drivers	NOC Skill Level C	154	21	15
3.	642	Retail salespersons	NOC Skill Level C	93	26	16
4.	655	Customer and information services representatives	NOC Skill Level C	74	17	16
5.	632	Chefs and cooks	NOC Skill Level B	70	26	16
6.	654	Security guards and related security service occupations	NOC Skill Level C	61	38	28
7.	673	Cleaners	NOC Skill Level D	61	27	16
8.	745	Longshore workers and material handlers	NOC Skill Level C	49	16	9.5
9.	661	Cashiers	NOC Skill Level D	47	18	14
10.	141	General office workers	NOC Skill Level C	47	8	8
11.	152	Supply chain logistics, tracking and scheduling co-ordination occupations	NOC Skill Level C	40	26	27

1 - 50 / 101 < >

JOB POSTINGS BY 2-DIGIT NATIONAL OCCUPATION CLASSIFICATION

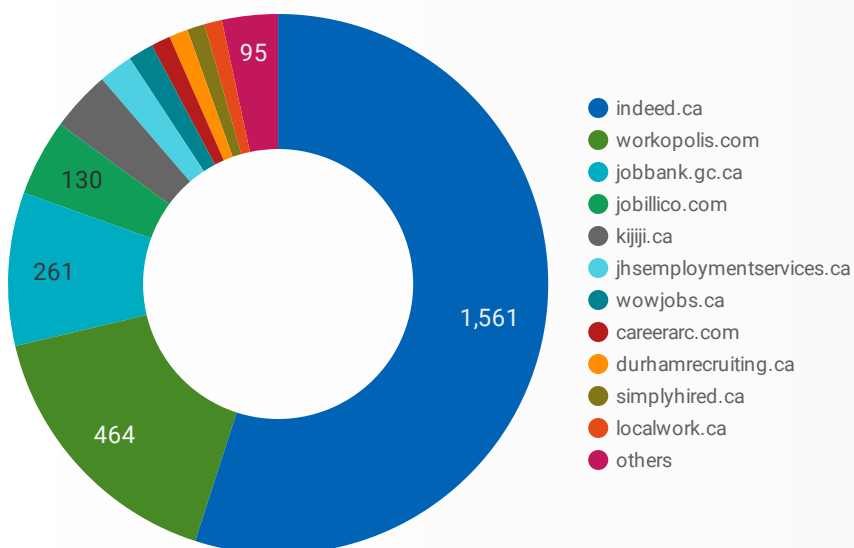
What jobs are hard to fill and/or in-demand?

	2 DIGIT NOC	2 DIGIT NOC NAME	SKILL LEVEL	POSTING COUNT ▾	AVG POSTING LENGTH IN DAYS	MEDIAN POSTING LENGTH IN DAYS
1.	44	Care providers and educational, legal and public protection support occupations	NOC Skill Level C	217	26	16
2.	65	Service representatives and other customer and personal services occupations	NOC Skill Level C	196	30	16
3.	75	Transport and heavy equipment operation and related maintenance occupations	NOC Skill Level C	175	19	13.5
4.	63	Service supervisors and specialized service occupations	NOC Skill Level B	112	27	16
5.	64	Sales representatives and salespersons - wholesale and retail trade	NOC Skill Level C	96	26	16
6.	67	Service support and other service occupations, n.e.c.	NOC Skill Level D	78	28	18.5
7.	66	Sales support occupations	NOC Skill Level D	74	16	12.5
8.	72	Industrial, electrical and construction trades	NOC Skill Level B	66	35	16
9.	14	Office support occupations	NOC Skill Level C	65	9	9
10.	74	Other installers, repairers and servicers and material handlers	NOC Skill Level C	59	19	14
11.	22	Technical occupations related to natural and applied sciences	NOC Skill Level B	52	13	15.5

1 - 40 / 40 < >

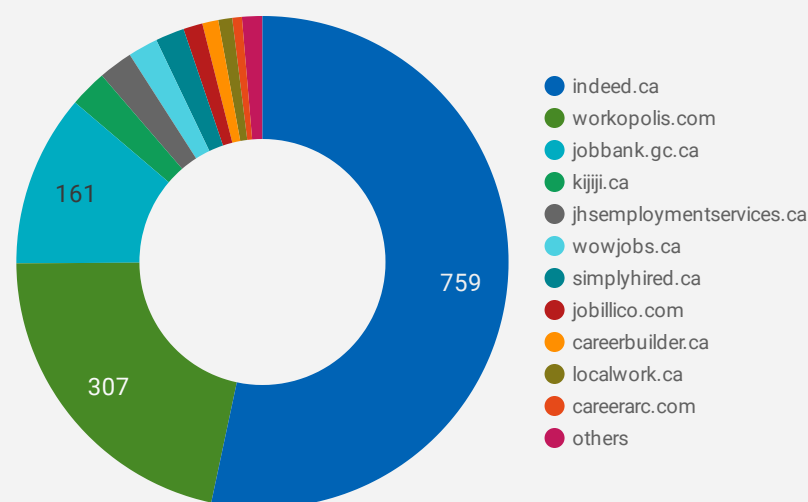
JOB POSTINGS BY JOB BOARD

What share of unique job postings appear on each job board?



COMPANIES BY JOB BOARD

What share of unique job postings appear on each job board?



JOB POSTING DETAILS BY JOB BOARD

How does job posting activity differ by job board?

	JOB BOARD	POSTING COUNT ▾	POSTING DAYS	POSTING DAYS	COMPANY
1.	indeed.ca	1,561	19	10	759
2.	workopolis.com	464	16	16	307
3.	jobbank.gc.ca	261	45	24.5	161
4.	jobillico.com	130	28	24	18
5.	kijiji.ca	103			35
6.	jhsemploymentservices.ca	58			32
7.	wowjobs.ca	43	58	66.5	28
8.	careerarc.com	33	42	34	9
9.	durhamrecruiting.ca	32			1
10.	simplyhired.ca	30	55	63	27
11.	localwork.ca	30	33	31	13
12.	pickering.ca	24	199	199	1
13.	careerbuilder.ca	23	34	33.5	15
14.	employmenthelp.ca	18			3
15.	druhc.1c1.ca	12	15	15	5
16.	agilec.ca	7	11	7	1
17.	emploi.cofrd.org	4			3
18.	clarington.net	3			1