

JOB DEMAND REPORT

APRIL 2020

Job posting data collected by Durham Workforce Authority from job boards and employer websites who recruit candidates in Durham Region.

HIGHLIGHTS

JOB POSTINGS BY THE NUMBERS

TOTAL ACTIVE	NEW THIS MONTH	COMPANIES	JOB BOARDS
2,592	1,016	1,061	21

OF DAYS POSTED

AVERAGE	MEDIAN
28	16

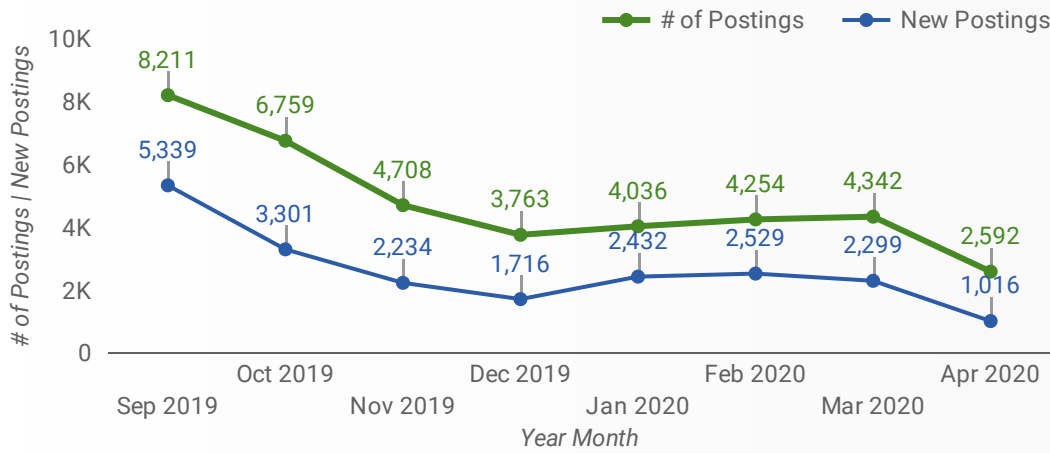
REPORT BUILDER

The default filter selection below will show all job demand data for the month. You can use the filters to create a customized report for the purpose of understanding a subset of the data.

MUNICIPALITY	JOB TYPE	JOB DURATION
JOB BOARD	ADDITIONAL LANGUA...	QUICK FIND
SKILL LEVEL		
SKILL TYPE NAME / 1-DIGIT NATIONAL OCCUPATIONAL CLASSIFICATION CODE		
MAJOR GROUP / 2-DIGIT NATIONAL OCCUPATIONAL CLASSIFICATION CODE		
MINOR GROUP / 3-DIGIT NATIONAL OCCUPATIONAL CLASSIFICATION CODE		
UNIT GROUP / 4-DIGIT NATIONAL OCCUPATIONAL CLASSIFICATION CODE		
COMPANY OR EMPLOYMENT AGENCY		

JOB POSTINGS BY MONTH

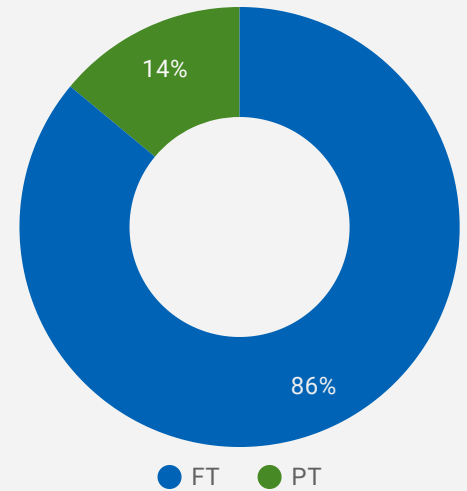
How many job postings were active for at least 1 day this month?



NOTE: This graph cannot be filtered using the controls on the cover page

JOB TYPE

Full-time vs Part-time



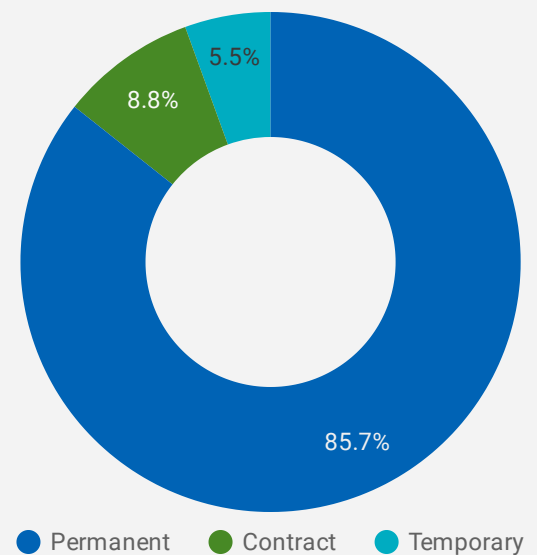
JOB POSTINGS BY MUNICIPALITY

Where are job opportunities being offered?

	MUNICIPALITY	POSTING COUNT	AVG POSTING LENGTH IN DAYS	MEDIAN POSTING LENGTH IN DAYS
1.	City of Oshawa	642	28	16
2.	City of Whitby	502	27	16
3.	City of Pickering	416	24	16
4.	City of Ajax	362	28	16
5.	Municipality of Clarington	222	25	16
6.	Municipality of Scugog	157	31	29
7.	Municipality of Uxbridge	96	38	25.5
8.	Municipality of Brock	41	58	33

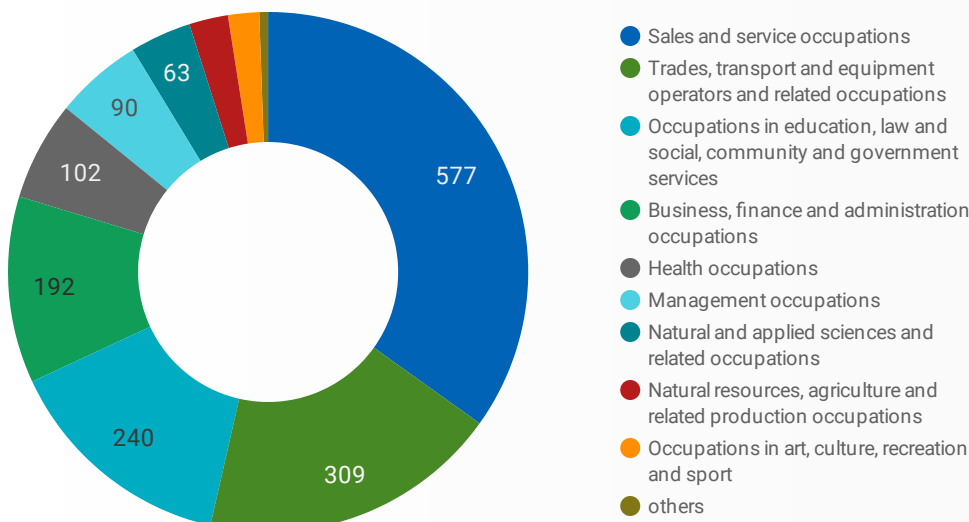
JOB DURATION

Permanency of jobs posted



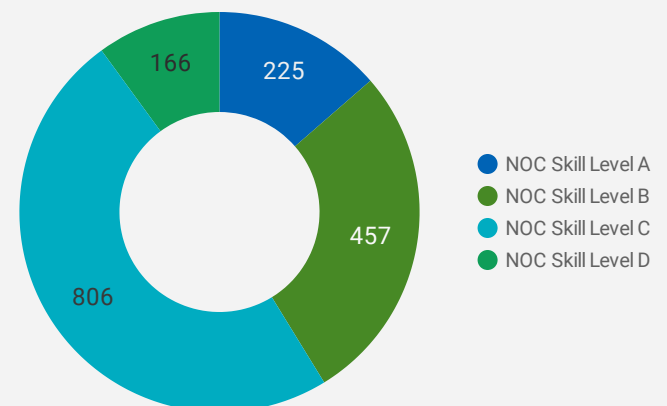
JOB POSTINGS BY SKILL TYPE

What skill type is being recruited?



JOB POSTINGS BY SKILL LEVEL

What education do occupations typically require?



Skill Level A = Usually University education | Skill Level B = Usually College education or Apprenticeship training | Skill Level C = Usually Secondary education or occupation-specific training | Skill Level D = Usually on-the-job training

TOP OCCUPATIONS

What kind of jobs are in-demand?

	4 DIGIT NOC NAME	POSTINGS ▾
1.	Home support workers, housekeepers and related occupations	218
2.	Retail salespersons	145
3.	Cooks	119
4.	Other customer and information services representatives	105
5.	Security guards and related security service occupations	101
6.	Transport truck drivers	93
7.	Shippers and receivers	79
8.	Delivery and courier service drivers	78
9.	Material handlers	75
10.	Retail and wholesale trade managers	60
11.	Light duty cleaners	56
12.	Home child care providers	52
13.	General practitioners and family physicians	51
14.	Administrative assistants	50
15.	Cashiers	46
16.	Food counter attendants, kitchen helpers and related support occupations	39
17.	Food and beverage servers	38
18.	Food service supervisors	36
19.	Bus drivers, subway operators and other transit operators	34
20.	Other medical technologists and technicians (except dental health)	33
21.	Retail and wholesale buyers	32
22.	Receptionists	28
23.	Landscape and horticulture technicians and specialists	24
24.	General farm workers	24
25.	Hairstylists and barbers	23
26.	Store shelf stockers, clerks and order fillers	23
27.	Lawyers and Quebec notaries	22
28.	Registered nurses and registered psychiatric nurses	22
29.	Other financial officers	22
30.	Restaurant and food service managers	21

1 - 50 / 194 < >

TOP EMPLOYERS/AGENCIES

Who is hiring?

	COMPANY	POSTINGS ▾
1.	Kijiji	137
2.	Thermo Fisher Scientific	61
3.	RONA inc.	60
4.	Compass Group Canada	34
5.	Durham Recruiting	32
6.	Durham Region	32
7.	Chartwell Retirement Residences	30
8.	Durham College	30
9.	Life Time	29
10.	Bowmanville Creek Retirement Community	29
11.	Extendicare	23
12.	We Check	23
13.	Walmart Canada	22
14.	City of Pickering	22
15.	First Student Canada	22
16.	Randstad Canada	21
17.	Bayshore HealthCare	21
18.	Community Care Durham	21
19.	Lowe's	19
20.	Loblaw Companies Limited	18
21.	Schlegel Villages	16
22.	Sobeys	16
23.	University of Ontario Institute of Technology	15
24.	Lakeridge Health	14
25.	Amica Senior Lifestyles	12
26.	OSL	11
27.	The Village of Taunton Mills - RH	10
28.	Purdue Pharma Canada	10
29.	Lowe's Canada	10

1 - 50 / 1063 < >

OCCUPATIONS BY FREQUENCY & LENGTH OF JOB POSTINGS

What jobs are hard to fill and/or in-demand?

	4 DIGIT NOC	4 DIGIT NOC NAME	SKILL LEVEL	POSTING COUNT ▾	AVG POSTING LENGTH IN DAYS	MEDIAN POSTING LENGTH IN DAYS
1.	4412	Home support workers, housekeepers and related occupations	NOC Skill Level C	149	25	16
2.	6421	Retail salespersons	NOC Skill Level C	95	20	16
3.	6541	Security guards and related security service occupations	NOC Skill Level C	72	36	16
4.	7511	Transport truck drivers	NOC Skill Level C	66	31	16
5.	6322	Cooks	NOC Skill Level B	66	36	32
6.	6552	Other customer and information services representatives	NOC Skill Level C	64	27	17
7.	1521	Shippers and receivers	NOC Skill Level C	55	28	28
8.	7514	Delivery and courier service drivers	NOC Skill Level C	49	17	16
9.	7452	Material handlers	NOC Skill Level C	47	32	26
10.	621	Retail and wholesale trade managers	NOC Skill Level A	38	24	22.5
11.	6731	Light duty cleaners	NOC Skill Level D	36	17	16
12.	4411	Home child care providers	NOC Skill Level C	36	31	16
13.	3112	General practitioners and family physicians	NOC Skill Level A	31	24	16
14.	6711	Food counter attendants, kitchen helpers and related support occupations	NOC Skill Level D	30	22	16
15.	6611	Cashiers	NOC Skill Level D	29	15	16
16.	1241	Administrative assistants	NOC Skill Level B	26	19	16
17.	7512	Bus drivers, subway operators and other transit operators	NOC Skill Level C	26	131	188
18.	6513	Food and beverage servers	NOC Skill Level C	26	20	18
19.	6311	Food service supervisors	NOC Skill Level B	26	45	32
20.	6222	Retail and wholesale buyers	NOC Skill Level B	22	15	9
21.	3219	Other medical technologists and technicians (except dental health)	NOC Skill Level B	17	14	14
22.	8431	General farm workers	NOC Skill Level C	16	37	31
23.	2225	Landscape and horticulture technicians and specialists	NOC Skill Level B	15	24	16
24.	1114	Other financial officers	NOC Skill Level A	15	37	31.5
25.	7611	Construction trades helpers and labourers	NOC Skill Level D	14	34	33
26.	8612	Landscaping and grounds maintenance labourers	NOC Skill Level D	14	24	24
27.	1414	Receptionists	NOC Skill Level C	14	21	15
28.	6622	Store shelf stockers, clerks and order fillers	NOC Skill Level D	13	19	16
29.	3233	Licensed practical nurses	NOC Skill Level B	13	20	16

JOB POSTINGS BY 3-DIGIT NATIONAL OCCUPATION CLASSIFICATION

What jobs are hard to fill and/or in-demand?

	3 DIGIT NOC	3 DIGIT NOC NAME	SKILL LEVEL	POSTING COUNT ▾	AVG POSTING LENGTH IN DAYS	MEDIAN POSTING LENGTH IN DAYS
1.	441	Home care providers and educational support occupations	NOC Skill Level C	185	26	16
2.	751	Motor vehicle and transit drivers	NOC Skill Level C	142	40	16
3.	642	Retail salespersons	NOC Skill Level C	95	20	16
4.	654	Security guards and related security service occupations	NOC Skill Level C	72	36	16
5.	632	Chefs and cooks	NOC Skill Level B	71	35	31.5
6.	655	Customer and information services representatives	NOC Skill Level C	64	27	17
7.	152	Supply chain logistics, tracking and scheduling co-ordination occupations	NOC Skill Level C	58	28	28
8.	673	Cleaners	NOC Skill Level D	53	20	16
9.	745	Longshore workers and material handlers	NOC Skill Level C	47	32	26
10.	062	Retail and wholesale trade managers	NOC Skill Level A	38	24	22.5
11.	651	Occupations in food and beverage service	NOC Skill Level C	34	24	32

1 - 50 / 104 < >

JOB POSTINGS BY 2-DIGIT NATIONAL OCCUPATION CLASSIFICATION

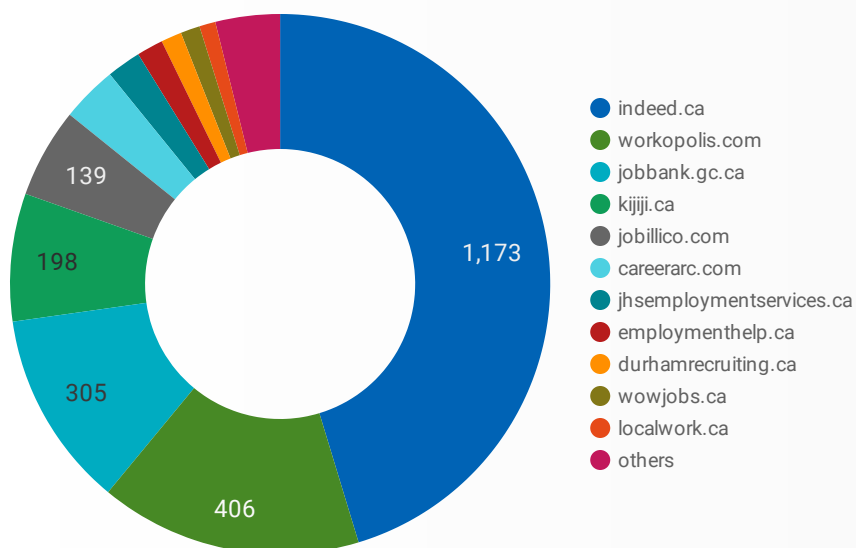
What jobs are hard to fill and/or in-demand?

	2 DIGIT NOC	2 DIGIT NOC NAME	SKILL LEVEL	POSTING COUNT ▾	AVG POSTING LENGTH IN DAYS	MEDIAN POSTING LENGTH IN DAYS
1.	44	Care providers and educational, legal and public protection support occupations	NOC Skill Level C	186	26	16
2.	65	Service representatives and other customer and personal services occupations	NOC Skill Level C	176	30	19
3.	75	Transport and heavy equipment operation and related maintenance occupations	NOC Skill Level C	149	39	16
4.	63	Service supervisors and specialized service occupations	NOC Skill Level B	120	35	23
5.	64	Sales representatives and salespersons - wholesale and retail trade	NOC Skill Level C	100	21	16
6.	67	Service support and other service occupations, n.e.c.	NOC Skill Level D	85	20	16
7.	15	Distribution, tracking and scheduling co-ordination occupations	NOC Skill Level C	63	27	28
8.	74	Other installers, repairers and servicers and material handlers	NOC Skill Level C	58	30	27
9.	72	Industrial, electrical and construction trades	NOC Skill Level B	52	26	30
10.	06	Middle management occupations in retail and wholesale trade and customer services	NOC Skill Level A	51	31	31
11.	12	Administrative and financial supervisors and administrative	NOC Skill Level B	51	28	16

1 - 43 / 43 < >

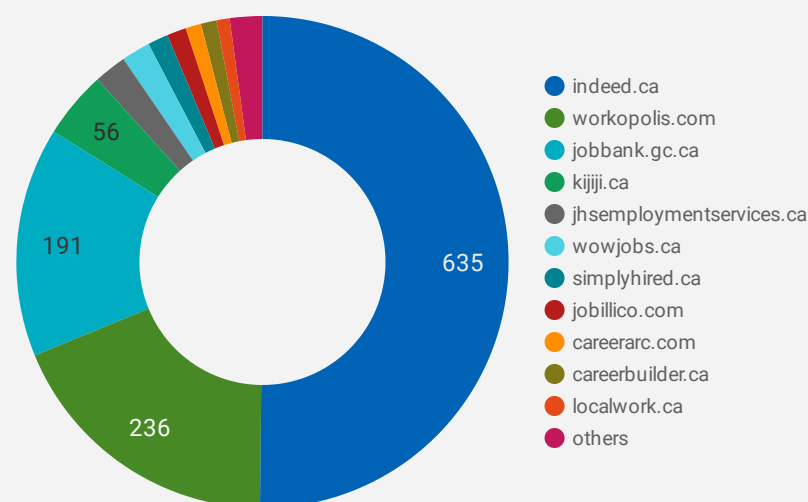
JOB POSTINGS BY JOB BOARD

What share of unique job postings appear on each job board?



COMPANIES BY JOB BOARD

What share of unique job postings appear on each job board?



JOB POSTING DETAILS BY JOB BOARD

How does job posting activity differ by job board?

	JOB BOARD	POSTING COUNT ▾	POSTING DAYS	POSTING DAYS	COMPANY
1.	indeed.ca	1,173	30	29	635
2.	workopolis.com	406	16	16	236
3.	jobbank.gc.ca	305	39	32	191
4.	kijiji.ca	198	16	16	56
5.	jobillico.com	139	31	28	16
6.	careerarc.com	87	41	24	13
7.	jhsemploymentservices.ca	53			27
8.	employmenthelp.ca	41	101	65	9
9.	durhamrecruiting.ca	32			1
10.	wowjobs.ca	30	23	23	24
11.	localwork.ca	25	27	31	11
12.	pickering.ca	22			1
13.	careerbuilder.ca	22	28	26	13
14.	simplyhired.ca	19	21	21	17
15.	agilec.ca	15	26	27	2
16.	emploi.cofrd.org	11	43	24	9
17.	clarington.net	3			1
18.	workinnonprofits.ca	3	46	46	2