

JOB DEMAND REPORT

JANUARY 2020

Job posting data collected by Durham Workforce Authority from job boards and employer websites who recruit candidates in Durham Region.

HIGHLIGHTS

JOB POSTINGS BY THE NUMBERS

TOTAL ACTIVE	NEW THIS MONTH	COMPANIES	JOB BOARDS
4,036	2,432	1,811	22

OF DAYS POSTED

AVERAGE	MEDIAN
27	16

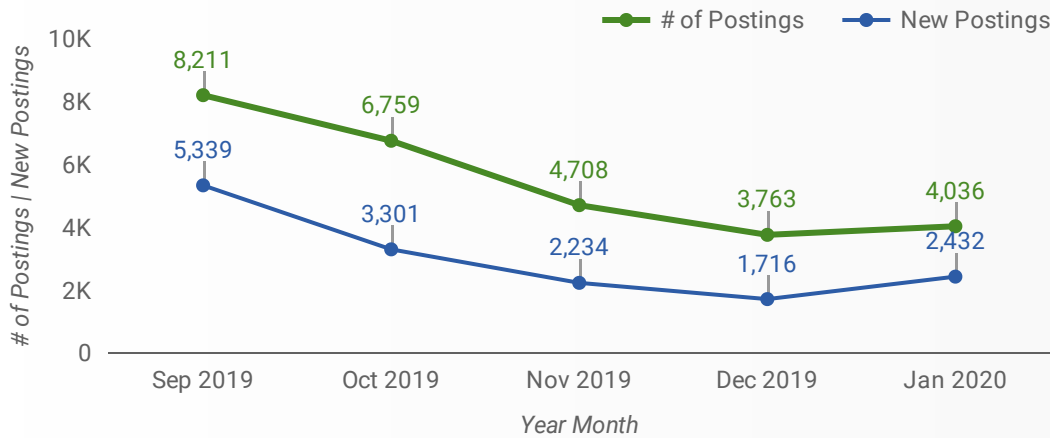
REPORT BUILDER

The default filter selection below will show all job demand data for the month. You can use the filters to create a customized report for the purpose of understanding a subset of the data.

MUNICIPALITY	JOB TYPE	JOB DURATION
JOB BOARD	ADDITIONAL LANGUA...	QUICK FIND
SKILL LEVEL		
SKILL TYPE NAME / 1-DIGIT NATIONAL OCCUPATIONAL CLASSIFICATION CODE		
MAJOR GROUP / 2-DIGIT NATIONAL OCCUPATIONAL CLASSIFICATION CODE		
MINOR GROUP / 3-DIGIT NATIONAL OCCUPATIONAL CLASSIFICATION CODE		
UNIT GROUP / 4-DIGIT NATIONAL OCCUPATIONAL CLASSIFICATION CODE		
COMPANY OR EMPLOYMENT AGENCY		

JOB POSTINGS BY MONTH

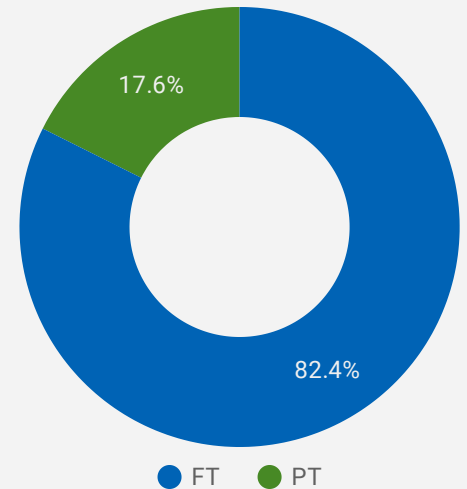
How many job postings were active for at least 1 day this month?



NOTE: This graph cannot be filtered using the controls on the cover page

JOB TYPE

Full-time vs Part-time



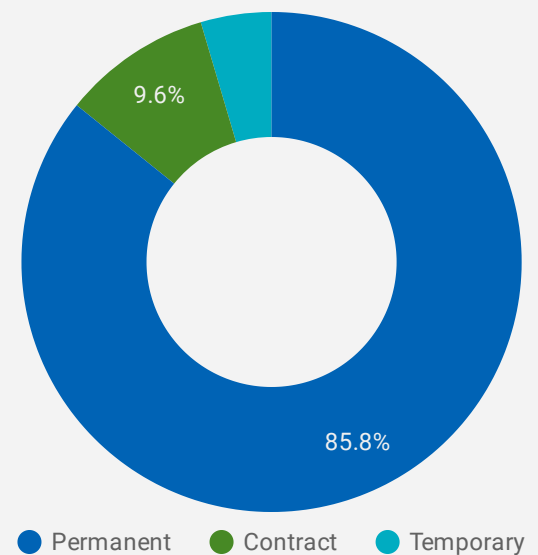
JOB POSTINGS BY MUNICIPALITY

Where are job opportunities being offered?

	MUNICIPALITY	POSTING COUNT	AVG POSTING LENGTH IN DAYS	MEDIAN POSTING LENGTH IN DAYS
1.	City of Oshawa	1,014	24	16
2.	City of Whitby	903	22	16
3.	City of Pickering	651	26	16
4.	City of Ajax	559	25	16
5.	Municipality of Clarington	274	30	16
6.	Municipality of Uxbridge	170	31	19
7.	Municipality of Scugog	163	23	16
8.	Municipality of Brock	52	27	22

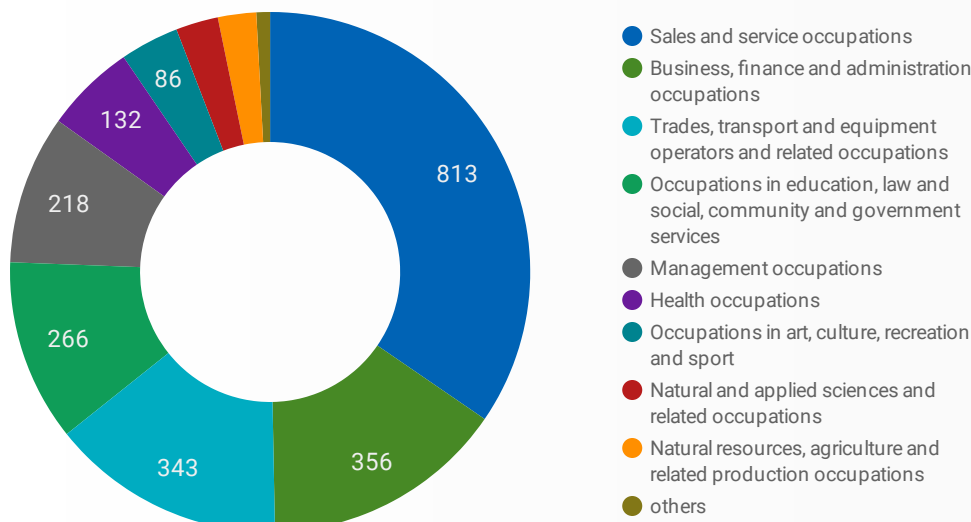
JOB DURATION

Permanency of jobs posted



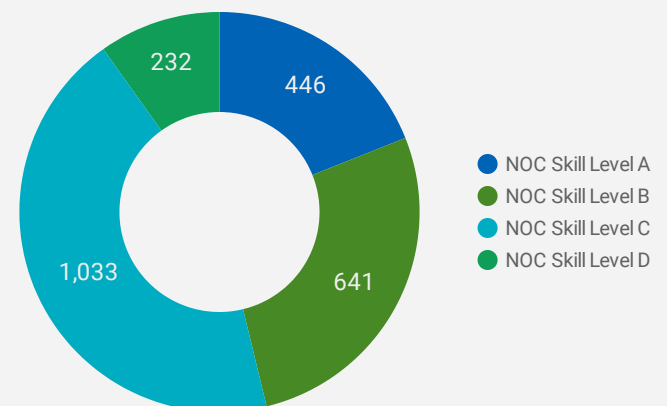
JOB POSTINGS BY SKILL TYPE

What skill type is being recruited?



JOB POSTINGS BY SKILL LEVEL

What education do occupations typically require?



Skill Level A = Usually University education | Skill Level B = Usually College education or Apprenticeship training | Skill Level C = Usually Secondary education or occupation-specific training | Skill Level D = Usually on-the-job training

TOP OCCUPATIONS

What kind of jobs are in-demand?

	4 DIGIT NOC NAME	POSTINGS ▾
1.	Retail salespersons	256
2.	Other customer and information services representatives	216
3.	Home support workers, housekeepers and related occupations	194
4.	Retail and wholesale trade managers	130
5.	Material handlers	125
6.	Administrative assistants	116
7.	Food and beverage servers	105
8.	Transport truck drivers	102
9.	Light duty cleaners	95
10.	Delivery and courier service drivers	89
11.	Home child care providers	89
12.	Receptionists	87
13.	Food counter attendants, kitchen helpers and related support occupations	78
14.	Security guards and related security service occupations	77
15.	Cashiers	73
16.	Other financial officers	67
17.	General practitioners and family physicians	67
18.	Retail and wholesale buyers	61
19.	Cooks	50
20.	Restaurant and food service managers	49
21.	Other medical technologists and technicians (except dental health)	45
22.	Senior government managers and officials	44
23.	Food service supervisors	44
24.	Bartenders	41
25.	General farm workers	40
26.	Social and community service workers	37
27.	Accounting and related clerks	35
28.	Other instructors	33
29.	Facility operation and maintenance managers	33
30.	General office support workers	31

TOP EMPLOYERS/AGENCIES

Who is hiring?

	COMPANY	POSTINGS ▾
1.	Thermo Fisher Scientific	50
2.	Ontario Shores Centre for Mental Health Services	38
3.	Durham Recruiting	33
4.	Pickering Casino Resort	32
5.	Great Canadian Casinos	31
6.	University of Ontario Institute of Technology	27
7.	Kijiji	26
8.	City of Oshawa	25
9.	GoodLife Fitness	25
10.	The Town of Whitby	25
11.	Durham District School Board	25
12.	Walmart Canada	24
13.	Loblaw Companies Limited	23
14.	Durham Region	22
15.	Volkswagen Group Canada	21
16.	Lowe's	21
17.	Cara Foods	21
18.	City of Pickering	20
19.	Farm Boy	19
20.	Employer	19
21.	Bayshore HealthCare	18
22.	Shoppers Drug Mart	18
23.	We Check	18
24.	Town of Ajax	18
25.	Durham College	17
26.	LEND CARE	17
27.	Lakeridge Health	17
28.	TD Bank	16
29.	First Student Canada	16

OCCUPATIONS BY FREQUENCY & LENGTH OF JOB POSTINGS

What jobs are hard to fill and/or in-demand?

	4 DIGIT NOC	4 DIGIT NOC NAME	SKILL LEVEL	POSTING COUNT ▾	AVG POSTING LENGTH IN DAYS	MEDIAN POSTING LENGTH IN DAYS
1.	6421	Retail salespersons	NOC Skill Level C	134	28	16
2.	6552	Other customer and information services representatives	NOC Skill Level C	124	19	16
3.	4412	Home support workers, housekeepers and related occupations	NOC Skill Level C	106	28	16
4.	621	Retail and wholesale trade managers	NOC Skill Level A	80	26	16
5.	7452	Material handlers	NOC Skill Level C	75	24	16
6.	6513	Food and beverage servers	NOC Skill Level C	68	22	16
7.	1241	Administrative assistants	NOC Skill Level B	67	23	16
8.	1414	Receptionists	NOC Skill Level C	58	18	16
9.	7511	Transport truck drivers	NOC Skill Level C	54	30	16
10.	7514	Delivery and courier service drivers	NOC Skill Level C	53	21	16
11.	6611	Cashiers	NOC Skill Level D	49	33	18
12.	4411	Home child care providers	NOC Skill Level C	48	57	45
13.	6711	Food counter attendants, kitchen helpers and related support occupations	NOC Skill Level D	46	16	13
14.	6541	Security guards and related security service occupations	NOC Skill Level C	45	25	15.5
15.	3112	General practitioners and family physicians	NOC Skill Level A	44	19	16
16.	1114	Other financial officers	NOC Skill Level A	38	25	16
17.	6731	Light duty cleaners	NOC Skill Level D	38	29	20
18.	6222	Retail and wholesale buyers	NOC Skill Level B	34	16	16
19.	6322	Cooks	NOC Skill Level B	31	31	31
20.	631	Restaurant and food service managers	NOC Skill Level A	31	35	25
21.	12	Senior government managers and officials	NOC Skill Level A	26	25	16
22.	6512	Bartenders	NOC Skill Level C	26	25	32
23.	8431	General farm workers	NOC Skill Level C	24	55	38.5
24.	6311	Food service supervisors	NOC Skill Level B	23	58	32
25.	1221	Administrative officers	NOC Skill Level B	22	41	32
26.	3219	Other medical technologists and technicians (except dental health)	NOC Skill Level B	22	18	16
27.	4216	Other instructors	NOC Skill Level B	21	49	16
28.	1431	Accounting and related clerks	NOC Skill Level C	20	15	13
29.	714	Facility operation and maintenance managers	NOC Skill Level A	20	41	32

JOB POSTINGS BY 3-DIGIT NATIONAL OCCUPATION CLASSIFICATION

What jobs are hard to fill and/or in-demand?

	3 DIGIT NOC	3 DIGIT NOC NAME	SKILL LEVEL	POSTING COUNT ▾	AVG POSTING LENGTH IN DAYS	MEDIAN POSTING LENGTH IN DAYS
1.	441	Home care providers and educational support occupations	NOC Skill Level C	159	34	16
2.	642	Retail salespersons	NOC Skill Level C	134	28	16
3.	751	Motor vehicle and transit drivers	NOC Skill Level C	126	25	16
4.	655	Customer and information services representatives	NOC Skill Level C	125	19	16
5.	651	Occupations in food and beverage service	NOC Skill Level C	106	25	16
6.	062	Retail and wholesale trade managers	NOC Skill Level A	80	26	16
7.	124	Office administrative assistants - general, legal and medical	NOC Skill Level B	76	23	16
8.	745	Longshore workers and material handlers	NOC Skill Level C	75	24	16
9.	673	Cleaners	NOC Skill Level D	72	30	16
10.	141	General office workers	NOC Skill Level C	72	19	16
11.	421	Paraprofessional occupations in legal, social, community and education services	NOC Skill Level B	59	35	16

1 - 50 / 113 < >

JOB POSTINGS BY 2-DIGIT NATIONAL OCCUPATION CLASSIFICATION

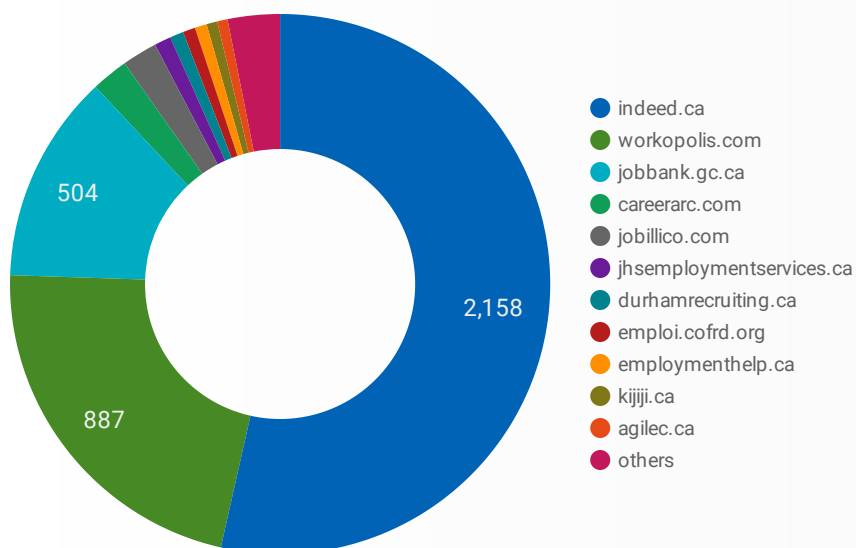
What jobs are hard to fill and/or in-demand?

	2 DIGIT NOC	2 DIGIT NOC NAME	SKILL LEVEL	POSTING COUNT ▾	AVG POSTING LENGTH IN DAYS	MEDIAN POSTING LENGTH IN DAYS
1.	65	Service representatives and other customer and personal services occupations	NOC Skill Level C	300	23	16
2.	44	Care providers and educational, legal and public protection support occupations	NOC Skill Level C	161	34	16
3.	75	Transport and heavy equipment operation and related maintenance occupations	NOC Skill Level C	140	26	16
4.	64	Sales representatives and salespersons - wholesale and retail trade	NOC Skill Level C	139	28	16
5.	12	Administrative and financial supervisors and administrative occupations	NOC Skill Level B	122	26	16
6.	67	Service support and other service occupations, n.e.c.	NOC Skill Level D	122	24	16
7.	06	Middle management occupations in retail and wholesale trade and customer services	NOC Skill Level A	117	29	16
8.	14	Office support occupations	NOC Skill Level C	105	17	16
9.	63	Service supervisors and specialized service occupations	NOC Skill Level B	94	35	27
10.	62	Retail sales supervisors and specialized sales occupations	NOC Skill Level B	91	23	16

1 - 43 / 43 < >

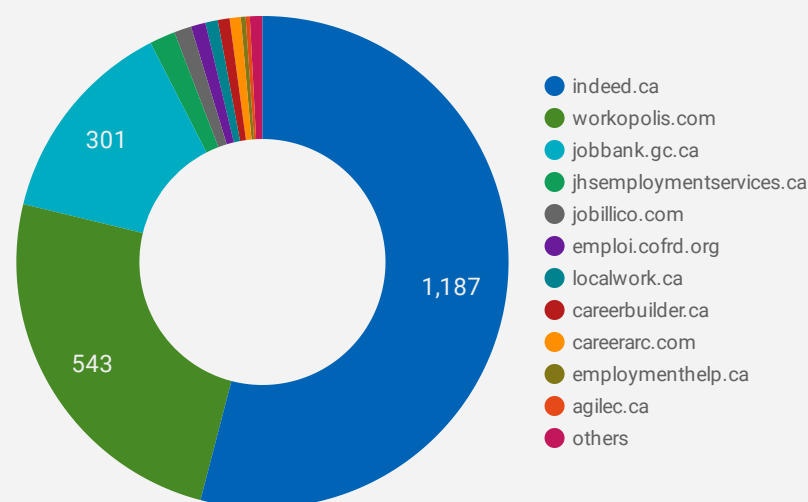
JOB POSTINGS BY JOB BOARD

What share of unique job postings appear on each job board?



COMPANIES BY JOB BOARD

What share of unique job postings appear on each job board?



JOB POSTING DETAILS BY JOB BOARD

How does job posting activity differ by job board?

	JOB BOARD	POSTING COUNT ▾	POSTING DAYS	POSTING DAYS	COMPANY
1.	indeed.ca	2,158	28	17	1,187
2.	workopolis.com	887	16	16	543
3.	jobbank.gc.ca	504	37	30	301
4.	careerarc.com	89	39	17	16
5.	jobillico.com	85	16	16	25
6.	jhsemploymentservices.ca	40	75	83	37
7.	durhamrecruiting.ca	33	85	85	1
8.	emploi.cofrd.org	30	54	41	21
9.	employmenthelp.ca	29	97	117	7
10.	kijiji.ca	26	15	16	1
11.	agilec.ca	25	62	64	6
12.	localwork.ca	25	28	31	18
13.	careerbuilder.ca	24	16	14	17
14.	pickering.ca	19	13	13	1
15.	scugog.ca	12	58	37	1
16.	clarington.net	10	20	24	1
17.	oshawacentre.com	10	14	15	1
18.	charityvillage.com	9	16	16	6