

JOB DEMAND REPORT

NOVEMBER 2019

Job posting data collected by Durham Workforce Authority from job boards and employer websites who recruit candidates in Durham Region.

HIGHLIGHTS

JOB POSTINGS BY THE NUMBERS

TOTAL ACTIVE	NEW THIS MONTH	COMPANIES	JOB BOARDS
4,708	2,234	2,100	21

OF DAYS POSTED

AVERAGE	MEDIAN
33	18

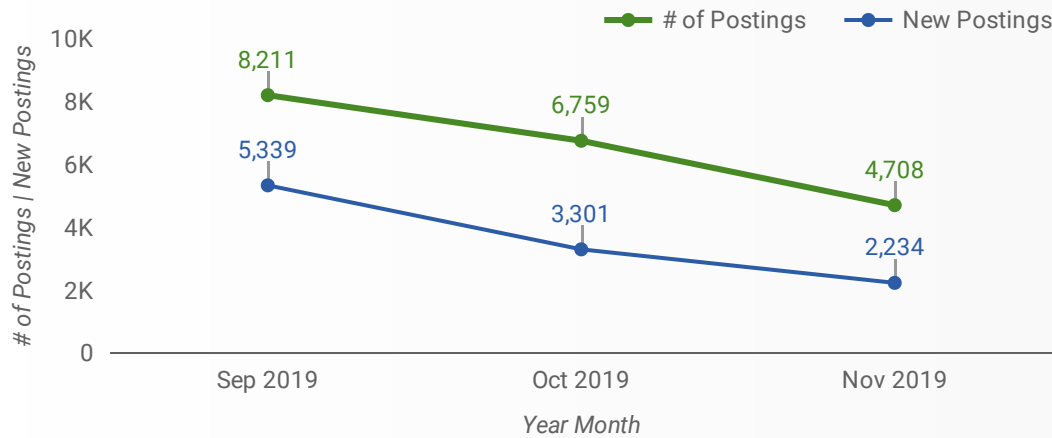
REPORT BUILDER

The default filter selection below will show all job demand data for the month. You can use the filters to create a customized report for the purpose of understanding a subset of the data.

MUNICIPALITY	JOB TYPE	JOB DURATION
JOB BOARD	ADDITIONAL LANGUA...	QUICK FIND
SKILL LEVEL		
SKILL TYPE NAME / 1-DIGIT NATIONAL OCCUPATIONAL CLASSIFICATION CODE		
MAJOR GROUP / 2-DIGIT NATIONAL OCCUPATIONAL CLASSIFICATION CODE		
MINOR GROUP / 3-DIGIT NATIONAL OCCUPATIONAL CLASSIFICATION CODE		
UNIT GROUP / 4-DIGIT NATIONAL OCCUPATIONAL CLASSIFICATION CODE		
COMPANY OR EMPLOYMENT AGENCY		

JOB POSTINGS BY MONTH

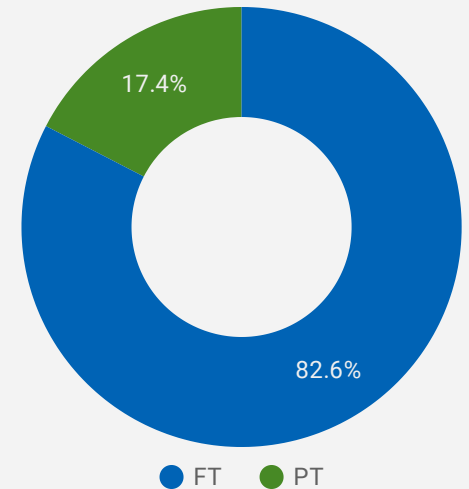
How many job postings were active for at least 1 day this month?



NOTE: This graph cannot be filtered using the controls on the cover page

JOB TYPE

Full-time vs Part-time



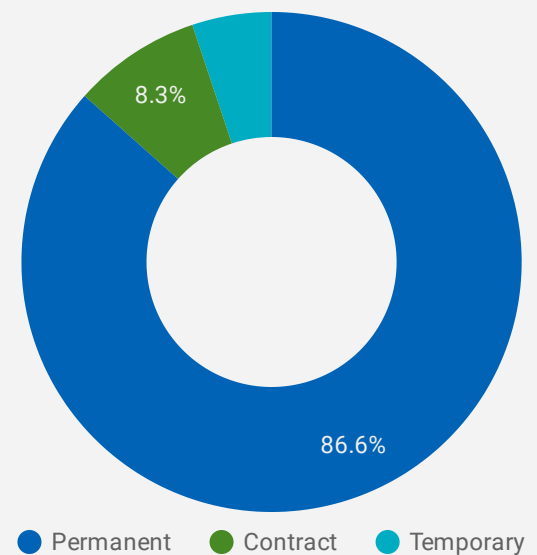
JOB POSTINGS BY MUNICIPALITY

Where are job opportunities being offered?

	MUNICIPALITY	POSTING COUNT	AVG POSTING LENGTH IN DAYS	MEDIAN POSTING LENGTH IN DAYS
1.	City of Oshawa	1,216	29	16
2.	City of Whitby	912	29	16
3.	City of Pickering	674	31	22
4.	City of Ajax	580	28	16
5.	Municipality of Clarington	331	33	20
6.	Municipality of Scugog	181	28	23.5
7.	Municipality of Uxbridge	174	35	28
8.	Municipality of Brock	56	47	33

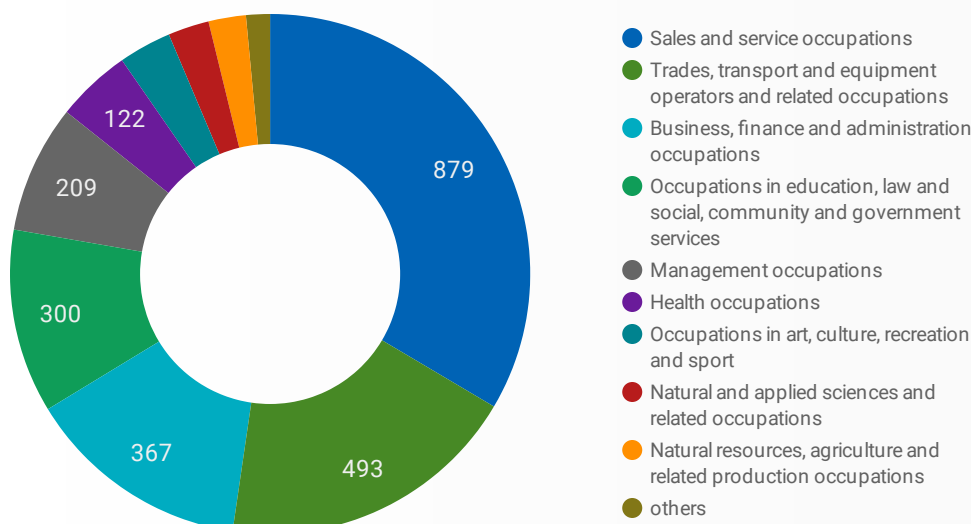
JOB DURATION

Permanency of jobs posted



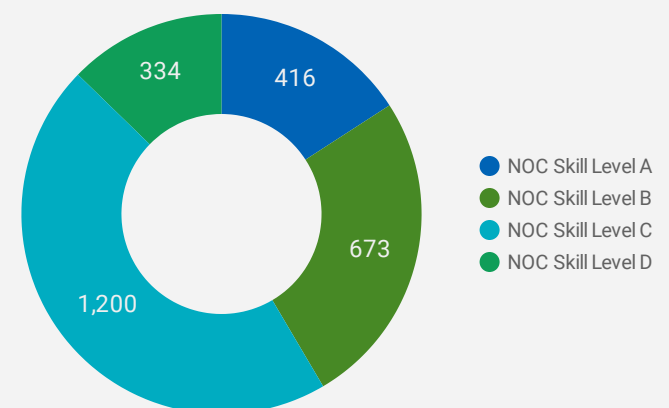
JOB POSTINGS BY SKILL TYPE

What skill type is being recruited?



JOB POSTINGS BY SKILL LEVEL

What education do occupations typically require?



Skill Level A = Usually University education | Skill Level B = Usually College education or Apprenticeship training | Skill Level C = Usually Secondary education or occupation-specific training | Skill Level D = Usually on-the-job training

TOP OCCUPATIONS

What kind of jobs are in-demand?

	4 DIGIT NOC NAME	POSTINGS ▾
1.	Retail salespersons	318
2.	Other customer and information services representatives	231
3.	Home support workers, housekeepers and related occupations	229
4.	Material handlers	178
5.	Administrative assistants	154
6.	Transport truck drivers	146
7.	Cashiers	129
8.	Delivery and courier service drivers	124
9.	Retail and wholesale trade managers	123
10.	Home child care providers	110
11.	Food and beverage servers	102
12.	Receptionists	95
13.	Food counter attendants, kitchen helpers and related support occupations	90
14.	Security guards and related security service occupations	84
15.	Light duty cleaners	69
16.	General farm workers	63
17.	Construction trades helpers and labourers	63
18.	Retail and wholesale buyers	58
19.	Janitors, caretakers and building superintendents	57
20.	Bartenders	56
21.	Senior government managers and officials	54
22.	Other financial officers	50
23.	Dental assistants	48
24.	Other instructors	48
25.	Accounting technicians and bookkeepers	46
26.	Facility operation and maintenance managers	46
27.	General practitioners and family physicians	45
28.	Specialized cleaners	40
29.	Social and community service workers	40
30.	Store shelf stockers, clerks and order fillers	39

1 - 50 / 243 < >

TOP EMPLOYERS/AGENCIES

Who is hiring?

	COMPANY	POSTINGS ▾
1.	Kijiji	172
2.	Durham College	50
3.	University of Ontario Institute of Technology	41
4.	Durham Region	39
5.	Thermo Fisher Scientific	35
6.	Great Canadian Casinos	35
7.	Loblaw Companies Limited	29
8.	McDonald's Canada	27
9.	Oshawa Centre	25
10.	Farm Boy	23
11.	GoodLife Fitness	23
12.	Walmart Canada	22
13.	Adecco Canada	22
14.	Concentrix	21
15.	Ontario Shores Centre for Mental Health Services	20
16.	Durham District School Board	20
17.	360insights	18
18.	Safran	18
19.	We Check	18
20.	Town of Ajax	18
21.	Concentrix Oshawa	17
22.	Employer	17
23.	CIBC - Bureau régional principal	16
24.	Shoppers Drug Mart	16
25.	Home Depot of Canada Inc.	16
26.	Pickering Casino Resort	16
27.	Chartwell Retirement Residences	16
28.	Lakeridge Health	16

1 - 50 / 2103 < >

OCCUPATIONS BY FREQUENCY & LENGTH OF JOB POSTINGS

What jobs are hard to fill and/or in-demand?

	4 DIGIT NOC	4 DIGIT NOC NAME	SKILL LEVEL	POSTING COUNT ▾	AVG POSTING LENGTH IN DAYS	MEDIAN POSTING LENGTH IN DAYS
1.	6421	Retail salespersons	NOC Skill Level C	177	30	17
2.	6552	Other customer and information services representatives	NOC Skill Level C	131	25	16
3.	4412	Home support workers, housekeepers and related occupations	NOC Skill Level C	125	37	31
4.	7452	Material handlers	NOC Skill Level C	100	27	16
5.	7511	Transport truck drivers	NOC Skill Level C	87	33	17
6.	6611	Cashiers	NOC Skill Level D	80	33	17
7.	1241	Administrative assistants	NOC Skill Level B	77	27	16
8.	621	Retail and wholesale trade managers	NOC Skill Level A	72	36	25
9.	7514	Delivery and courier service drivers	NOC Skill Level C	60	24	16
10.	6513	Food and beverage servers	NOC Skill Level C	59	32	27
11.	1414	Receptionists	NOC Skill Level C	55	25	16
12.	4411	Home child care providers	NOC Skill Level C	53	74	85
13.	6711	Food counter attendants, kitchen helpers and related support occupations	NOC Skill Level D	52	24	16
14.	6731	Light duty cleaners	NOC Skill Level D	45	28	16
15.	6541	Security guards and related security service occupations	NOC Skill Level C	40	31	16
16.	6733	Janitors, caretakers and building superintendents	NOC Skill Level D	33	21	16
17.	8431	General farm workers	NOC Skill Level C	33	55	57
18.	12	Senior government managers and officials	NOC Skill Level A	32	24	16
19.	1114	Other financial officers	NOC Skill Level A	32	32	19.5
20.	7611	Construction trades helpers and labourers	NOC Skill Level D	32	27	16
21.	4216	Other instructors	NOC Skill Level B	30	41	30
22.	6222	Retail and wholesale buyers	NOC Skill Level B	30	22	16
23.	3112	General practitioners and family physicians	NOC Skill Level A	28	24	16
24.	1311	Accounting technicians and bookkeepers	NOC Skill Level B	26	24	17
25.	6512	Bartenders	NOC Skill Level C	26	34	33
26.	3411	Dental assistants	NOC Skill Level C	25	25	30
27.	4212	Social and community service workers	NOC Skill Level B	23	19	16
28.	631	Restaurant and food service managers	NOC Skill Level A	21	50	32
29.	5252	Coaches	NOC Skill Level B	21	25	16
30.	1111	General office support workers	NOC Skill Level C	21	22	16

JOB POSTINGS BY 3-DIGIT NATIONAL OCCUPATION CLASSIFICATION

What jobs are hard to fill and/or in-demand?

	3 DIGIT NOC	3 DIGIT NOC NAME	SKILL LEVEL	POSTING COUNT ▾	AVG POSTING LENGTH IN DAYS	MEDIAN POSTING LENGTH IN DAYS
1.	441	Home care providers and educational support occupations	NOC Skill Level C	180	47	32
2.	642	Retail salespersons	NOC Skill Level C	177	30	17
3.	751	Motor vehicle and transit drivers	NOC Skill Level C	168	29	16
4.	655	Customer and information services representatives	NOC Skill Level C	131	25	16
5.	745	Longshore workers and material handlers	NOC Skill Level C	101	27	16
6.	651	Occupations in food and beverage service	NOC Skill Level C	98	33	32
7.	673	Cleaners	NOC Skill Level D	97	27	16
8.	124	Office administrative assistants - general, legal and medical	NOC Skill Level B	80	26	16
9.	661	Cashiers	NOC Skill Level D	80	33	17
10.	141	General office workers	NOC Skill Level C	78	23	16
11.	421	Paraprofessional occupations in legal, social, community and education services	NOC Skill Level B	75	34	16

1 - 50 / 109 < >

JOB POSTINGS BY 2-DIGIT NATIONAL OCCUPATION CLASSIFICATION

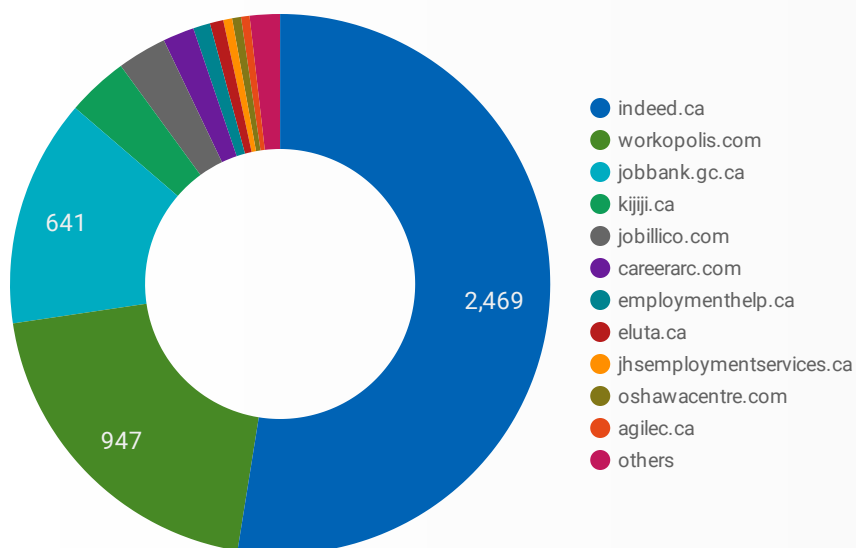
What jobs are hard to fill and/or in-demand?

	2 DIGIT NOC	2 DIGIT NOC NAME	SKILL LEVEL	POSTING COUNT ▾	AVG POSTING LENGTH IN DAYS	MEDIAN POSTING LENGTH IN DAYS
1.	65	Service representatives and other customer and personal services occupations	NOC Skill Level C	287	29	17
2.	75	Transport and heavy equipment operation and related maintenance occupations	NOC Skill Level C	205	29	16
3.	64	Sales representatives and salespersons - wholesale and retail trade	NOC Skill Level C	187	30	19
4.	44	Care providers and educational, legal and public protection support occupations	NOC Skill Level C	182	47	32
5.	67	Service support and other service occupations, n.e.c.	NOC Skill Level D	156	26	16
6.	12	Administrative and financial supervisors and administrative occupations	NOC Skill Level B	138	30	16
7.	74	Other installers, repairers and servicers and material handlers	NOC Skill Level C	112	27	16
8.	06	Middle management occupations in retail and wholesale trade and customer services	NOC Skill Level A	106	38	29
9.	66	Sales support occupations	NOC Skill Level D	106	32	17
10.	14	Office support occupations	NOC Skill Level C	99	23	16

1 - 44 / 44 < >

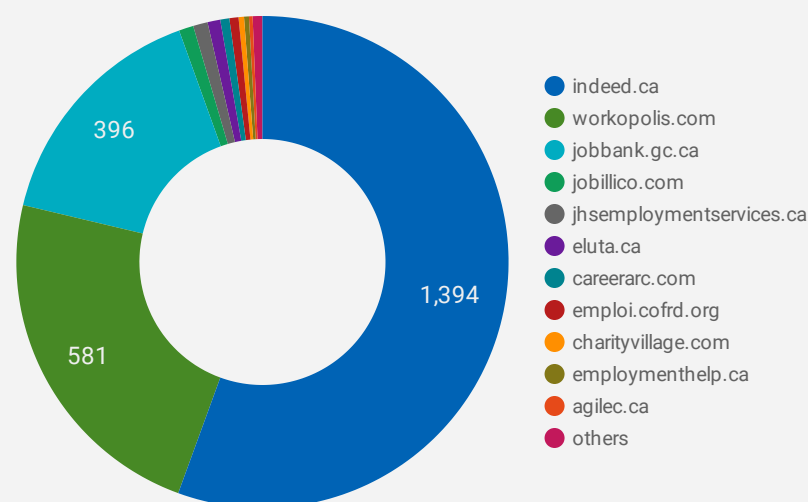
JOB POSTINGS BY JOB BOARD

What share of unique job postings appear on each job board?



COMPANIES BY JOB BOARD

What share of unique job postings appear on each job board?



JOB POSTING DETAILS BY JOB BOARD

How does job posting activity differ by job board?

	JOB BOARD	POSTING COUNT ▾	POSTING DAYS	POSTING DAYS	COMPANY
1.	indeed.ca	2,469	36	31	1,394
2.	workopolis.com	947	16	16	581
3.	jobbank.gc.ca	641	45	30	396
4.	kijiji.ca	172	16	16	1
5.	jobillico.com	139	30	23	24
6.	careerarc.com	88	38	26	15
7.	employmenthelp.ca	48	58	63	8
8.	eluta.ca	38	77	77	21
9.	jhsemploymentservices.ca	25	83	90	24
10.	oshawacentre.com	25	15	16	1
11.	agilec.ca	24	58	64	6
12.	druhc.1c1.ca	17	15	15	6
13.	emploi.cofrd.org	16	66	68	15
14.	durhamrecruiting.ca	13	61	60.5	1
15.	charityvillage.com	11	16	16	9
16.	scugog.ca	7	89	111	1
17.	canadianexecutivesearch.com	6	75	71	1
18.	clarington.net	6	28	23	1