

JOB DEMAND REPORT

OCTOBER 2019

Job posting data collected by Durham Workforce Authority from job boards and employer websites who recruit candidates in Durham Region.

HIGHLIGHTS

JOB POSTINGS BY THE NUMBERS

TOTAL ACTIVE	NEW THIS MONTH	COMPANIES	JOB BOARDS
6,759	3,301	2,776	20

OF DAYS POSTED

AVERAGE	MEDIAN
29	16

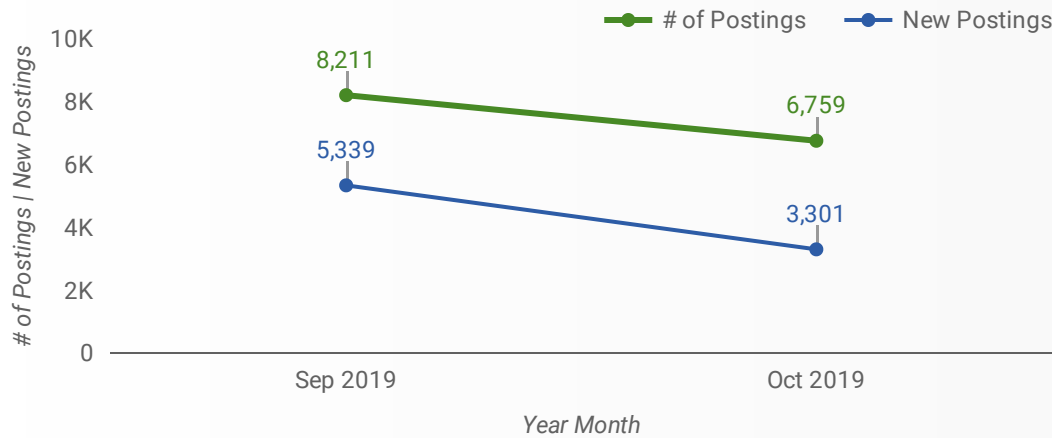
REPORT BUILDER

The default filter selection below will show all job demand data for the month. You can use the filters to create a customized report for the purpose of understanding a subset of the data.

MUNICIPALITY	JOB TYPE	JOB DURATION
JOB BOARD	ADDITIONAL LANGUA...	QUICK FIND
SKILL LEVEL		
SKILL TYPE NAME / 1-DIGIT NATIONAL OCCUPATIONAL CLASSIFICATION CODE		
MAJOR GROUP / 2-DIGIT NATIONAL OCCUPATIONAL CLASSIFICATION CODE		
MINOR GROUP / 3-DIGIT NATIONAL OCCUPATIONAL CLASSIFICATION CODE		
UNIT GROUP / 4-DIGIT NATIONAL OCCUPATIONAL CLASSIFICATION CODE		
COMPANY OR EMPLOYMENT AGENCY		

JOB POSTINGS BY MONTH

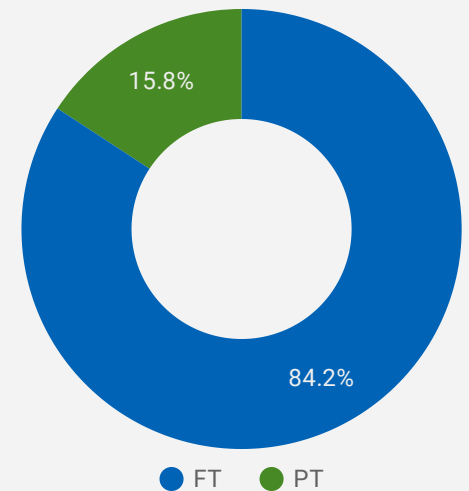
How many job postings were active for at least 1 day this month?



NOTE: This graph cannot be filtered using the controls on the cover page

JOB TYPE

Full-time vs Part-time



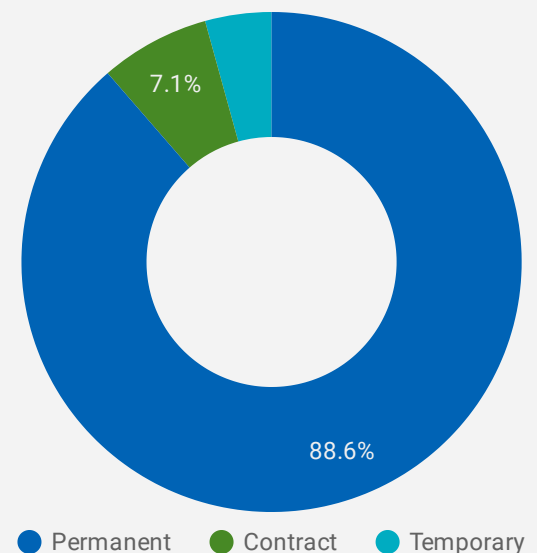
JOB POSTINGS BY MUNICIPALITY

Where are job opportunities being offered?

	MUNICIPALITY	POSTING COUNT	AVG POSTING LENGTH IN DAYS	MEDIAN POSTING LENGTH IN DAYS
1.	City of Oshawa	1,485	26	16
2.	City of Whitby	1,202	27	16
3.	City of Pickering	883	27	16
4.	City of Ajax	705	25	15
5.	Municipality of Clarington	442	29	16
6.	Municipality of Scugog	216	24	16
7.	Municipality of Uxbridge	203	32	20
8.	Municipality of Brock	53	46	33

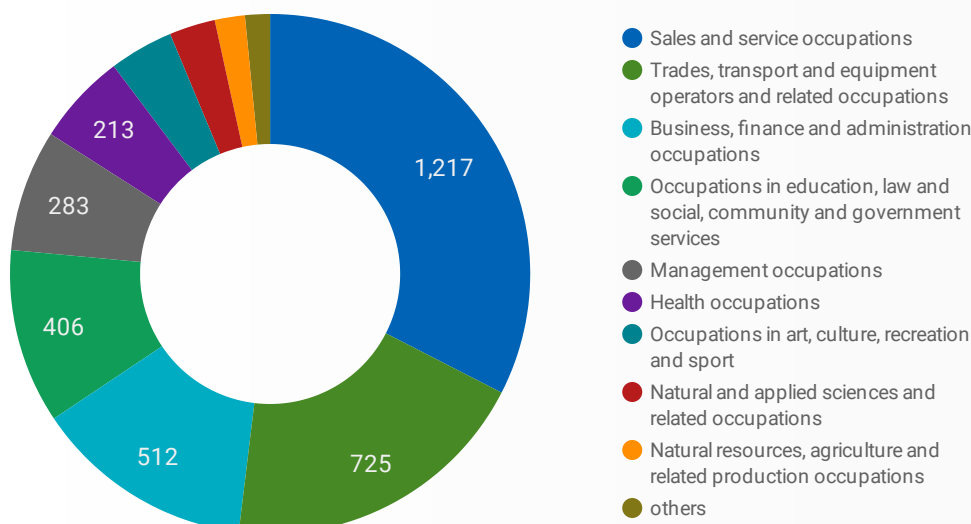
JOB DURATION

Permanency of jobs posted



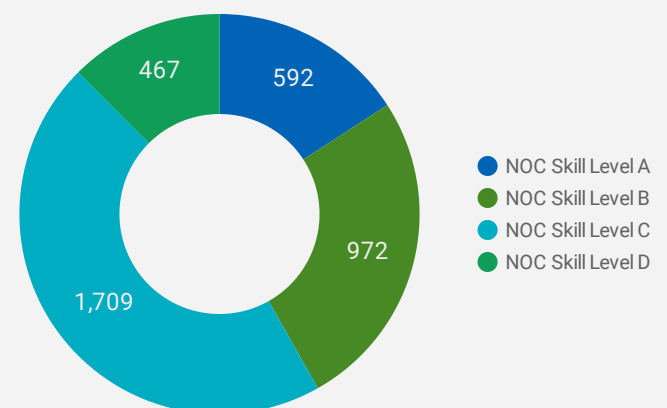
JOB POSTINGS BY SKILL TYPE

What skill type is being recruited?



JOB POSTINGS BY SKILL LEVEL

What education do occupations typically require?



Skill Level A = Usually University education | Skill Level B = Usually College education or Apprenticeship training | Skill Level C = Usually Secondary education or occupation-specific training | Skill Level D = Usually on-the-job training

TOP OCCUPATIONS

What kind of jobs are in-demand?

	4 DIGIT NOC NAME	POSTINGS ▾
1.	Retail salespersons	537
2.	Other customer and information services representatives	297
3.	Home support workers, housekeepers and related occupations	289
4.	Material handlers	280
5.	Retail and wholesale trade managers	226
6.	Cashiers	198
7.	Transport truck drivers	189
8.	Receptionists	162
9.	Administrative assistants	156
10.	Food and beverage servers	148
11.	Delivery and courier service drivers	141
12.	Food counter attendants, kitchen helpers and related support occupations	130
13.	Home child care providers	110
14.	Other instructors	110
15.	Light duty cleaners	105
16.	Security guards and related security service occupations	95
17.	Senior government managers and officials	84
18.	Construction trades helpers and labourers	81
19.	Dental assistants	80
20.	Bartenders	79
21.	Shippers and receivers	78
22.	Retail and wholesale buyers	75
23.	General practitioners and family physicians	71
24.	Janitors, caretakers and building superintendents	70
25.	Store shelf stockers, clerks and order fillers	63
26.	General farm workers	62
27.	Other financial officers	58
28.	Accounting technicians and bookkeepers	53
29.	Restaurant and food service managers	50
30.	Accounting and related clerks	50

TOP EMPLOYERS/AGENCIES

Who is hiring?

	COMPANY	POSTINGS ▾
1.	Kijiji	248
2.	Walmart Canada	73
3.	University of Ontario Institute of Technology	60
4.	Compass Group Canada LTD	54
5.	Loblaw Companies Limited	54
6.	Randstad Canada	50
7.	Durham College	41
8.	Thermo Fisher Scientific	39
9.	Gordon Food Service	37
10.	Durham Region	35
11.	McDonald's Canada	34
12.	Lakeridge Health	30
13.	Lowe's Canada	30
14.	Oshawa Centre	28
15.	Great Canadian Casinos	28
16.	Durham District School Board	27
17.	Shoppers Drug Mart	25
18.	TJX Canada	24
19.	Chartwell Retirement Residences	24
20.	TJX Companies, Inc.	24
21.	UPS Canada	24
22.	Concentrix	24
23.	Canadian Tire	23
24.	Ontario Shores Centre for Mental Health Services	23
25.	Wal-mart Canada Corp.	21
26.	Compass Group Canada	21
27.	Revera Inc.	21
28.	Concentrix Oshawa	21
29.	Farm Boy	20

OCCUPATIONS BY FREQUENCY & LENGTH OF JOB POSTINGS

What jobs are hard to fill and/or in-demand?

	4 DIGIT NOC	4 DIGIT NOC NAME	SKILL LEVEL	POSTING COUNT ▾	AVG POSTING LENGTH IN DAYS	MEDIAN POSTING LENGTH IN DAYS
1.	6421	Retail salespersons	NOC Skill Level C	293	27	15
2.	7452	Material handlers	NOC Skill Level C	168	23	15
3.	6552	Other customer and information services representatives	NOC Skill Level C	165	25	16
4.	4412	Home support workers, housekeepers and related occupations	NOC Skill Level C	164	31	15
5.	621	Retail and wholesale trade managers	NOC Skill Level A	115	27	16
6.	6611	Cashiers	NOC Skill Level D	110	30	15
7.	7511	Transport truck drivers	NOC Skill Level C	105	34	16
8.	1241	Administrative assistants	NOC Skill Level B	91	25	15
9.	1414	Receptionists	NOC Skill Level C	90	22	15
10.	6513	Food and beverage servers	NOC Skill Level C	80	29	16
11.	7514	Delivery and courier service drivers	NOC Skill Level C	79	26	16
12.	6711	Food counter attendants, kitchen helpers and related support occupations	NOC Skill Level D	66	23	16
13.	4411	Home child care providers	NOC Skill Level C	63	61	46.5
14.	6731	Light duty cleaners	NOC Skill Level D	62	25	15
15.	4216	Other instructors	NOC Skill Level B	58	33	16
16.	6541	Security guards and related security service occupations	NOC Skill Level C	53	27	15
17.	7611	Construction trades helpers and labourers	NOC Skill Level D	44	27	16
18.	12	Senior government managers and officials	NOC Skill Level A	43	22	15
19.	6733	Janitors, caretakers and building superintendents	NOC Skill Level D	42	21	15
20.	6622	Store shelf stockers, clerks and order fillers	NOC Skill Level D	40	16	15
21.	6222	Retail and wholesale buyers	NOC Skill Level B	39	25	15
22.	3411	Dental assistants	NOC Skill Level C	39	22	15
23.	8431	General farm workers	NOC Skill Level C	36	48	32
24.	1521	Shippers and receivers	NOC Skill Level C	35	19	15
25.	3112	General practitioners and family physicians	NOC Skill Level A	33	25	16
26.	1311	Accounting technicians and bookkeepers	NOC Skill Level B	32	27	22.5
27.	6512	Bartenders	NOC Skill Level C	32	29	32.5
28.	631	Restaurant and food service managers	NOC Skill Level A	31	40	26
29.	1221	Administrative officers	NOC Skill Level B	31	35	22
30.	4212	General farm managers	NOC Skill Level B	22	21	15

JOB POSTINGS BY 3-DIGIT NATIONAL OCCUPATION CLASSIFICATION

What jobs are hard to fill and/or in-demand?

	3 DIGIT NOC	3 DIGIT NOC NAME	SKILL LEVEL	POSTING COUNT ▾	AVG POSTING LENGTH IN DAYS	MEDIAN POSTING LENGTH IN DAYS
1.	642	Retail salespersons	NOC Skill Level C	293	27	15
2.	441	Home care providers and educational support occupations	NOC Skill Level C	229	39	16
3.	751	Motor vehicle and transit drivers	NOC Skill Level C	209	30	16
4.	745	Longshore workers and material handlers	NOC Skill Level C	169	23	15
5.	655	Customer and information services representatives	NOC Skill Level C	165	25	16
6.	673	Cleaners	NOC Skill Level D	126	24	15
7.	651	Occupations in food and beverage service	NOC Skill Level C	124	30	17
8.	421	Paraprofessional occupations in legal, social, community and education services	NOC Skill Level B	121	30	16
9.	062	Retail and wholesale trade managers	NOC Skill Level A	115	27	16
10.	141	General office workers	NOC Skill Level C	114	22	15
11.	661	Cashiers	NOC Skill Level D	110	30	15

1 - 50 / 119 < >

JOB POSTINGS BY 2-DIGIT NATIONAL OCCUPATION CLASSIFICATION

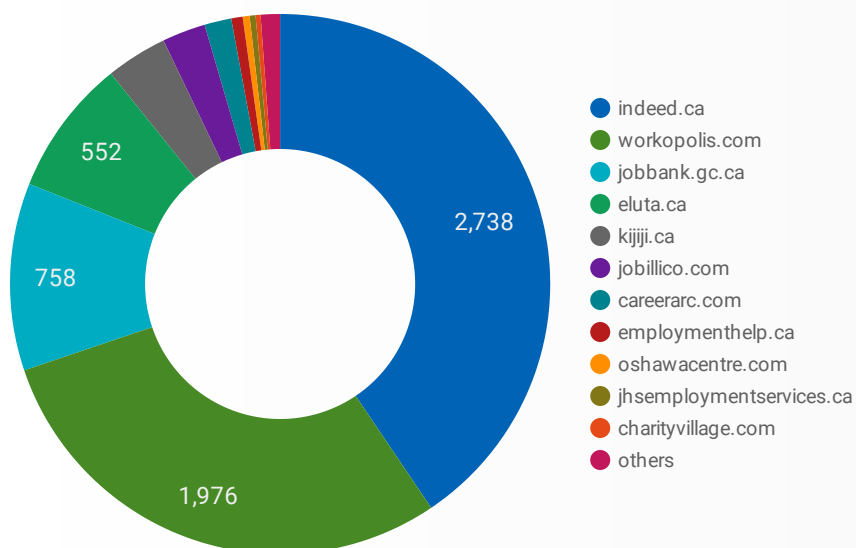
What jobs are hard to fill and/or in-demand?

	2 DIGIT NOC	2 DIGIT NOC NAME	SKILL LEVEL	POSTING COUNT ▾	AVG POSTING LENGTH IN DAYS	MEDIAN POSTING LENGTH IN DAYS
1.	65	Service representatives and other customer and personal services occupations	NOC Skill Level C	366	27	16
2.	64	Sales representatives and salespersons - wholesale and retail trade	NOC Skill Level C	310	26	15
3.	75	Transport and heavy equipment operation and related maintenance occupations	NOC Skill Level C	253	28	16
4.	44	Care providers and educational, legal and public protection support occupations	NOC Skill Level C	232	39	16
5.	67	Service support and other service occupations, n.e.c.	NOC Skill Level D	200	24	15
6.	74	Other installers, repairers and servicers and material handlers	NOC Skill Level C	182	23	15
7.	12	Administrative and financial supervisors and administrative occupations	NOC Skill Level B	182	28	16
8.	06	Middle management occupations in retail and wholesale trade and customer services	NOC Skill Level A	162	29	16
9.	66	Sales support occupations	NOC Skill Level D	157	27	15
10.	14	Office support occupations	NOC Skill Level C	150	22	15

1 - 46 / 46 < >

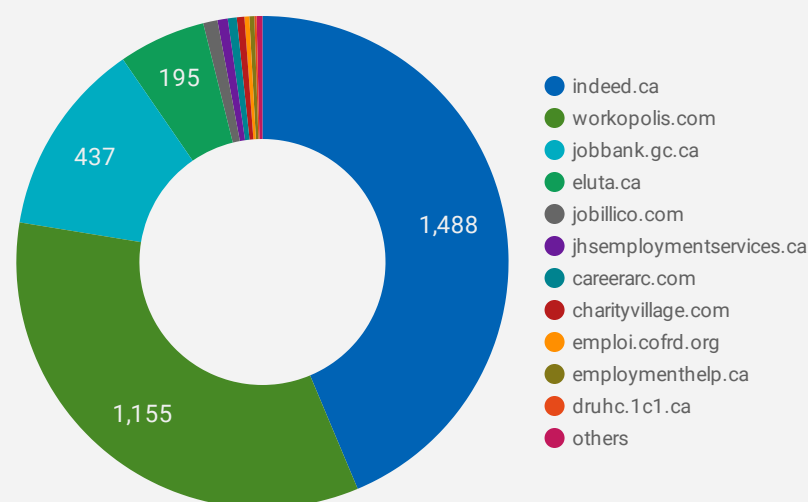
JOB POSTINGS BY JOB BOARD

What share of unique job postings appear on each job board?



COMPANIES BY JOB BOARD

What share of unique job postings appear on each job board?



JOB POSTING DETAILS BY JOB BOARD

How does job posting activity differ by job board?

	JOB BOARD	POSTING COUNT ▾	POSTING DAYS	POSTING DAYS	COMPANY
1.	indeed.ca	2,738	36	32	1,488
2.	workopolis.com	1,976	15	15	1,155
3.	jobbank.gc.ca	758	43	31	437
4.	eluta.ca	552	19	15	195
5.	kijiji.ca	248	15	15	1
6.	jobillico.com	175	35	31	32
7.	careerarc.com	109	34	21	20
8.	employmenthelp.ca	46	58	63	11
9.	oshawacentre.com	28	13	14	1
10.	jhsemploymentservices.ca	24	83	90	23
11.	charityvillage.com	20	15	15	17
12.	durhamrecruiting.ca	17	19	10.5	1
13.	druhc.1c1.ca	14	28	28	5
14.	emploi.cofrd.org	13	64	58	11
15.	agilec.ca	11	55	85	5
16.	scugog.ca	7	89	111	1
17.	clarington.net	6	27	22.5	1
18.	canadianexecutivesearch.com	6	72	80	1