

# JOB DEMAND REPORT

## SEPTEMBER 2019

Job posting data collected by Durham Workforce Authority from job boards and employer websites who recruit candidates in Durham Region.

### HIGHLIGHTS

#### JOB POSTINGS BY THE NUMBERS

TOTAL ACTIVE	NEW THIS MONTH	COMPANIES	JOB BOARDS
8,211	5,339	3,206	16

#### # OF DAYS POSTED

AVERAGE	MEDIAN
24	15

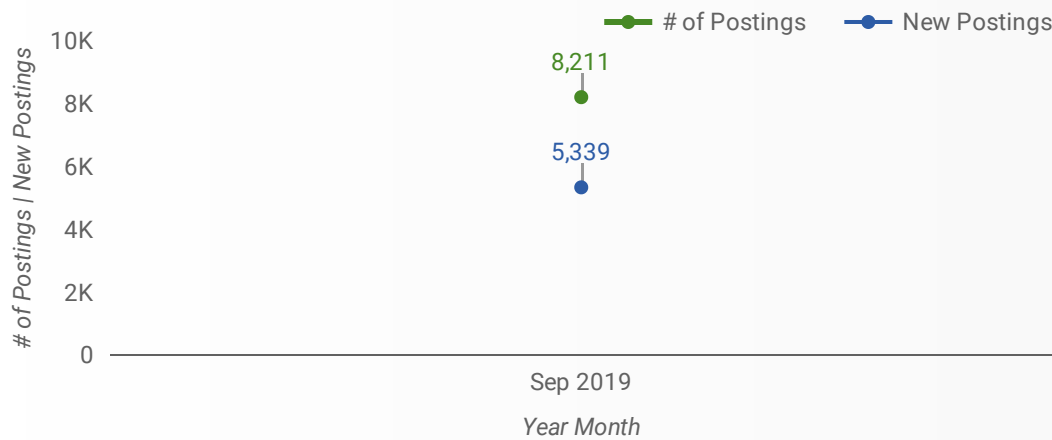
### REPORT BUILDER

The default filter selection below will show all job demand data for the month. You can use the filters to create a customized report for the purpose of understanding a subset of the data.

MUNICIPALITY ▾	JOB TYPE ▾	JOB DURATION ▾
JOB BOARD ▾	ADDITIONAL LANGUA... ▾	QUICK FIND ▾
SKILL LEVEL ▾		
SKILL TYPE NAME / 1-DIGIT NATIONAL OCCUPATIONAL CLASSIFICATION CODE ▾		
MAJOR GROUP / 2-DIGIT NATIONAL OCCUPATIONAL CLASSIFICATION CODE ▾		
MINOR GROUP / 3-DIGIT NATIONAL OCCUPATIONAL CLASSIFICATION CODE ▾		
UNIT GROUP / 4-DIGIT NATIONAL OCCUPATIONAL CLASSIFICATION CODE ▾		
COMPANY OR EMPLOYMENT AGENCY ▾		

## JOB POSTINGS BY MONTH

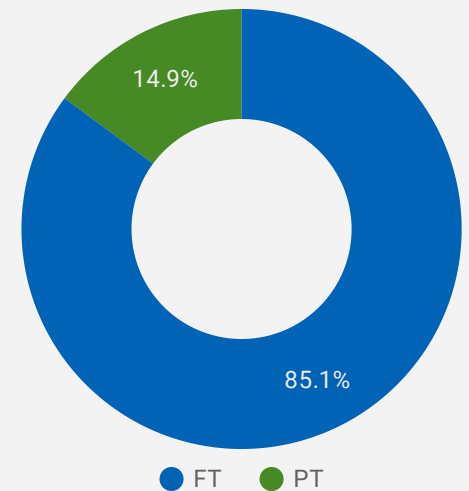
How many job postings were active for at least 1 day this month?



NOTE: This graph cannot be filtered using the controls on the cover page

## JOB TYPE

Full-time vs Part-time



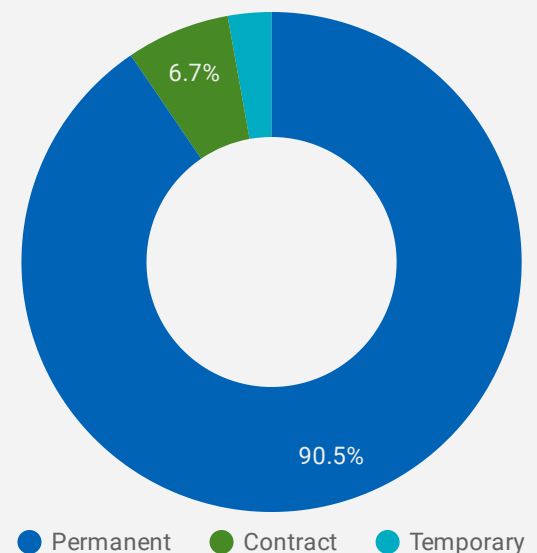
## JOB POSTINGS BY MUNICIPALITY

Where are job opportunities being offered?

	MUNICIPALITY	POSTING COUNT	AVG POSTING LENGTH IN DAYS	MEDIAN POSTING LENGTH IN DAYS
1.	City of Oshawa	1,451	21	15
2.	City of Whitby	1,249	23	15
3.	City of Pickering	931	23	15
4.	City of Ajax	816	22	15
5.	Municipality of Clarington	495	23	15
6.	Municipality of Scugog	279	21	15
7.	Municipality of Uxbridge	223	25	15.5
8.	Municipality of Brock	62	32	19.5

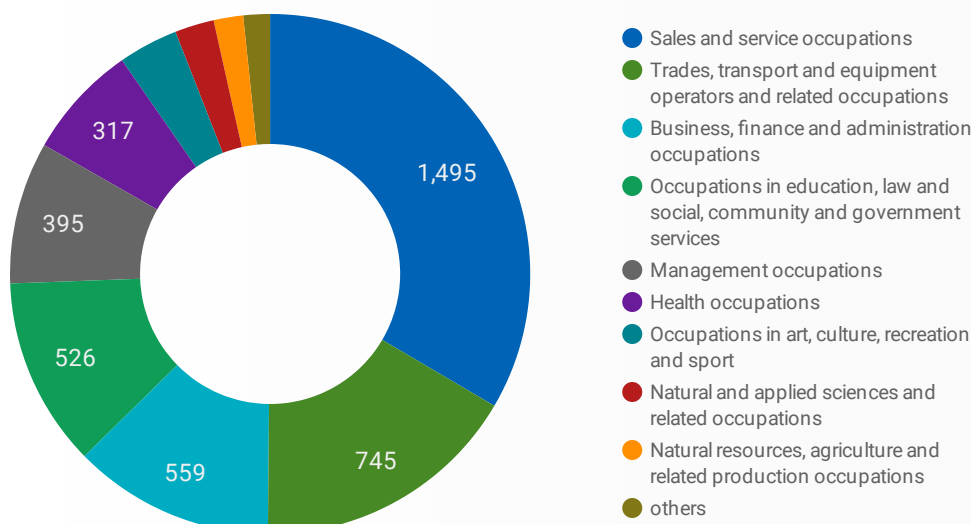
## JOB DURATION

Permanency of jobs posted



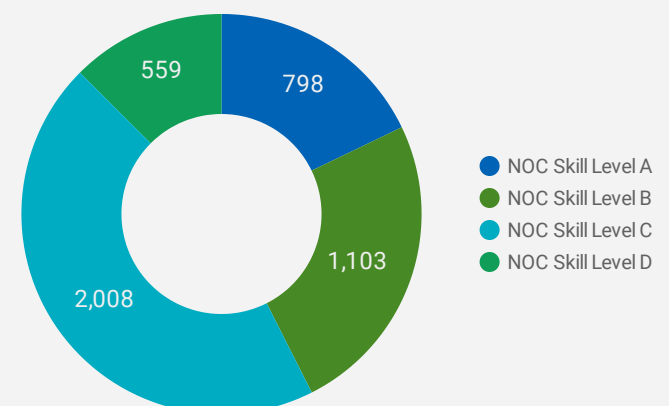
## JOB POSTINGS BY SKILL TYPE

What skill type is being recruited?



## JOB POSTINGS BY SKILL LEVEL

What education do occupations typically require?



Skill Level A = Usually University education | Skill Level B = Usually College education or Apprenticeship training | Skill Level C = Usually Secondary education or occupation-specific training | Skill Level D = Usually on-the-job training

## TOP OCCUPATIONS

What kind of jobs are in-demand?

	4 DIGIT NOC NAME	POSTINGS ▾
1.	Retail salespersons	635
2.	Home support workers, housekeepers and related occupations	407
3.	Other customer and information services representatives	350
4.	Retail and wholesale trade managers	343
5.	Cashiers	315
6.	Material handlers	311
7.	Transport truck drivers	218
8.	Food and beverage servers	217
9.	Administrative assistants	196
10.	Receptionists	172
11.	General practitioners and family physicians	165
12.	Delivery and courier service drivers	164
13.	Other instructors	156
14.	Food counter attendants, kitchen helpers and related support occupations	155
15.	Senior government managers and officials	140
16.	Light duty cleaners	127
17.	Home child care providers	119
18.	Bartenders	106
19.	Dental assistants	100
20.	Security guards and related security service occupations	93
21.	Store shelf stockers, clerks and order fillers	84
22.	Janitors, caretakers and building superintendents	81
23.	Construction trades helpers and labourers	77
24.	General farm workers	76
25.	Other medical technologists and technicians (except dental health)	75
26.	Retail and wholesale buyers	75
27.	Shippers and receivers	72
28.	Social and community service workers	66
29.	Program leaders and instructors in recreation, sport and fitness	64
30.	Other occupations	60

## TOP EMPLOYERS/AGENCIES

Who is hiring?

	COMPANY	POSTINGS ▾
1.	Kijiji	258
2.	Walmart Canada	121
3.	Loblaw Companies Limited	69
4.	York Catholic District School Board	58
5.	Oshawa Centre	54
6.	Lowe's Canada	46
7.	TJX Canada	44
8.	Randstad Canada	44
9.	Ontario Shores Centre for Mental Health Sciences	44
10.	Wal-mart Canada Corp.	38
11.	Lakeridge Health	36
12.	The Home Depot	36
13.	Shoppers Drug Mart	36
14.	University of Ontario Institute of Technology	35
15.	Gordon Food Service	33
16.	Compass Group Canada LTD	32
17.	Compass Group Canada	32
18.	McDonald's Canada	32
19.	Thermo Fisher Scientific	31
20.	Revera Inc.	31
21.	Home Depot of Canada Inc.	30
22.	Great Canadian Casinos	30
23.	Sienna Senior Living	29
24.	TJX Companies, Inc.	28
25.	Ontario Shores Centre for Mental Health Services	28
26.	Durham District School Board	28
27.	Canadian Nuclear Laboratories Ltd.	26
28.	Other employers/agencies	25

## OCCUPATIONS BY FREQUENCY & LENGTH OF JOB POSTINGS

What jobs are hard to fill and/or in-demand?

	4 DIGIT NOC	4 DIGIT NOC NAME	SKILL LEVEL	POSTING COUNT ▾	AVG POSTING LENGTH IN DAYS	MEDIAN POSTING LENGTH IN DAYS
1.	6421	Retail salespersons	NOC Skill Level C	352	21	15
2.	4412	Home support workers, housekeepers and related occupations	NOC Skill Level C	221	27	15
3.	6552	Other customer and information services representatives	NOC Skill Level C	184	18	15
4.	621	Retail and wholesale trade managers	NOC Skill Level A	177	21	15
5.	7452	Material handlers	NOC Skill Level C	177	20	15
6.	6611	Cashiers	NOC Skill Level D	159	23	15
7.	7511	Transport truck drivers	NOC Skill Level C	118	30	15.5
8.	1241	Administrative assistants	NOC Skill Level B	117	16	15
9.	6513	Food and beverage servers	NOC Skill Level C	109	22	15
10.	7514	Delivery and courier service drivers	NOC Skill Level C	92	19	15
11.	4216	Other instructors	NOC Skill Level B	87	29	16
12.	1414	Receptionists	NOC Skill Level C	87	20	15
13.	6711	Food counter attendants, kitchen helpers and related support occupations	NOC Skill Level D	82	20	15
14.	4411	Home child care providers	NOC Skill Level C	76	43	21
15.	3112	General practitioners and family physicians	NOC Skill Level A	75	19	15
16.	6731	Light duty cleaners	NOC Skill Level D	71	23	15
17.	12	Senior government managers and officials	NOC Skill Level A	61	17	15
18.	6541	Security guards and related security service occupations	NOC Skill Level C	52	27	15
19.	6512	Bartenders	NOC Skill Level C	49	23	15
20.	3411	Dental assistants	NOC Skill Level C	48	19	15
21.	6622	Store shelf stockers, clerks and order fillers	NOC Skill Level D	47	16	15
22.	7611	Construction trades helpers and labourers	NOC Skill Level D	45	27	15
23.	6733	Janitors, caretakers and building superintendents	NOC Skill Level D	44	19	15
24.	6321	Chefs	NOC Skill Level B	38	16	15
25.	8431	General farm workers	NOC Skill Level C	38	38	32
26.	1521	Shippers and receivers	NOC Skill Level C	37	16	15
27.	6222	Retail and wholesale buyers	NOC Skill Level B	36	20	15
28.	3219	Other medical technologists and technicians (except dental health)	NOC Skill Level B	36	19	15
29.	4214	Early childhood educators and assistants	NOC Skill Level B	35	28	16

## JOB POSTINGS BY 3-DIGIT NATIONAL OCCUPATION CLASSIFICATION

What jobs are hard to fill and/or in-demand?

	3 DIGIT NOC	3 DIGIT NOC NAME	SKILL LEVEL	POSTING COUNT ▾	AVG POSTING LENGTH IN DAYS	MEDIAN POSTING LENGTH IN DAYS
1.	642	Retail salespersons	NOC Skill Level C	352	21	15
2.	441	Home care providers and educational support occupations	NOC Skill Level C	300	31	16
3.	751	Motor vehicle and transit drivers	NOC Skill Level C	232	26	15
4.	655	Customer and information services representatives	NOC Skill Level C	186	18	15
5.	745	Longshore workers and material handlers	NOC Skill Level C	178	20	15
6.	062	Retail and wholesale trade managers	NOC Skill Level A	177	21	15
7.	651	Occupations in food and beverage service	NOC Skill Level C	174	23	15
8.	421	Paraprofessional occupations in legal, social, community and education services	NOC Skill Level B	165	27	15.5
9.	661	Cashiers	NOC Skill Level D	159	23	15
10.	673	Cleaners	NOC Skill Level D	140	24	15
11.	124	Office administrative assistants - general, legal and medical	NOC Skill Level B	123	16	15

1 - 50 / 120 < >

## JOB POSTINGS BY 2-DIGIT NATIONAL OCCUPATION CLASSIFICATION

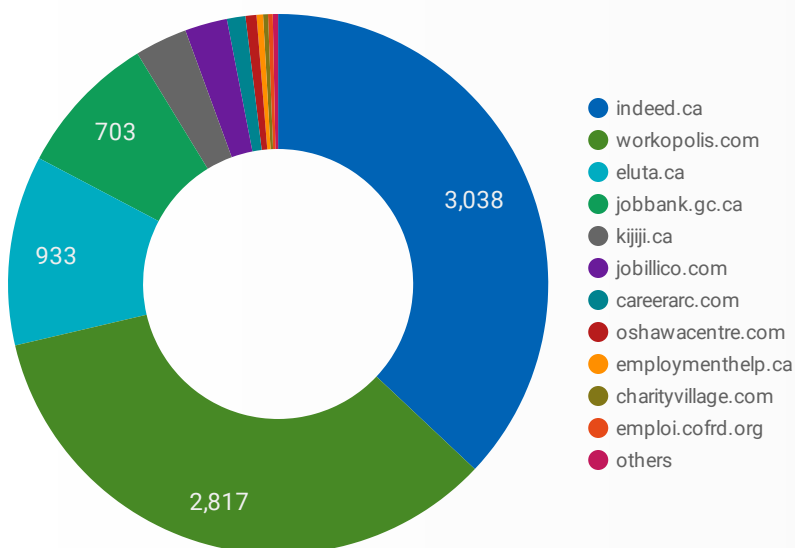
What jobs are hard to fill and/or in-demand?

	2 DIGIT NOC	2 DIGIT NOC NAME	SKILL LEVEL	POSTING COUNT ▾	AVG POSTING LENGTH IN DAYS	MEDIAN POSTING LENGTH IN DAYS
1.	65	Service representatives and other customer and personal services occupations	NOC Skill Level C	454	21	15
2.	64	Sales representatives and salespersons - wholesale and retail trade	NOC Skill Level C	379	21	15
3.	44	Care providers and educational, legal and public protection support occupations	NOC Skill Level C	304	31	16
4.	75	Transport and heavy equipment operation and related maintenance occupations	NOC Skill Level C	269	25	15
5.	67	Service support and other service occupations, n.e.c.	NOC Skill Level D	234	22	15
6.	06	Middle management occupations in retail and wholesale trade and customer services	NOC Skill Level A	227	22	15
7.	66	Sales support occupations	NOC Skill Level D	216	21	15
8.	12	Administrative and financial supervisors and administrative occupations	NOC Skill Level B	212	19	15
9.	74	Other installers, repairers and servicers and material handlers	NOC Skill Level C	190	20	15
10.	42	Paraprofessional occupations in legal, social, community and education services	NOC Skill Level B	165	27	15.5

1 - 46 / 46 < >

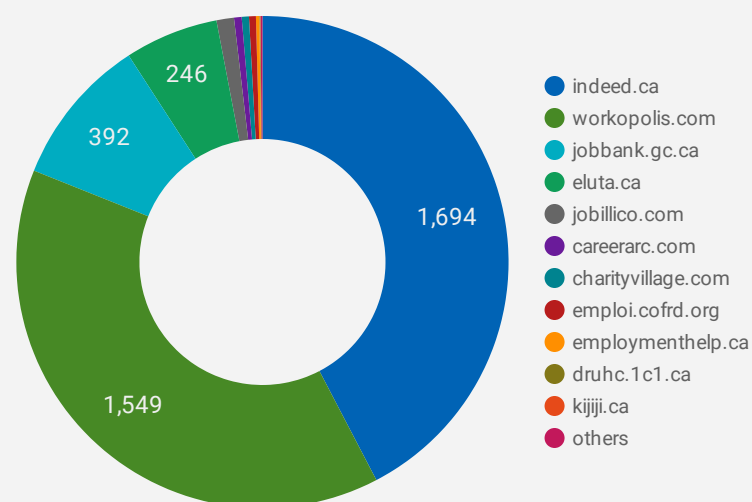
## JOB POSTINGS BY JOB BOARD

What share of unique job postings appear on each job board?



## COMPANIES BY JOB BOARD

What share of unique job postings appear on each job board?



## JOB POSTING DETAILS BY JOB BOARD

How does job posting activity differ by job board?

	JOB BOARD	POSTING COUNT ▾	POSTING DAYS	POSTING DAYS	COMPANY
1.	indeed.ca	3,038	31	24	1,694
2.	workopolis.com	2,817	14	15	1,549
3.	eluta.ca	933	13	15	246
4.	jobbank.gc.ca	703	40	30	392
5.	kijiji.ca	258	13	15	1
6.	jobillico.com	208	30	24.5	46
7.	careerarc.com	91	30	18	20
8.	oshawacentre.com	54	15	15	1
9.	employmenthelp.ca	32	38	31.5	9
10.	charityvillage.com	24	15	15	19
11.	emploi.cofrd.org	23	16	8	18
12.	scugog.ca	9	61	39	1
13.	clarington.net	5	10	11	1
14.	durhamrecruiting.ca	5	15	15	1
15.	pickering.ca	4	11	12	1
16.	druhc.1c1.ca	3			2